



SAFE & WELCOMING

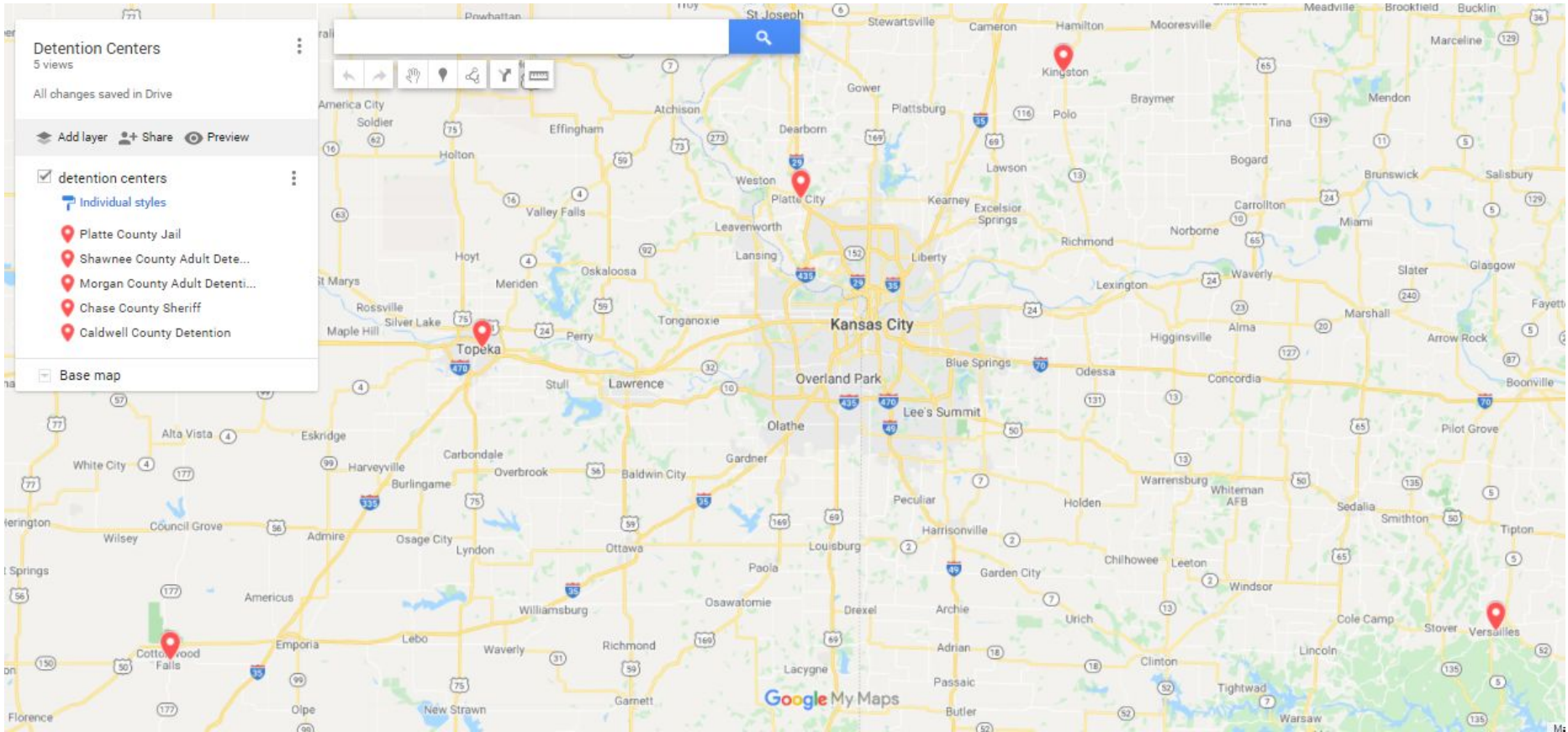
ROELAND PARK



Timeline Example

September 2020

Sun	Mon	Tue	Wed	Thu	Fri	Sat
		1	2	3	4	5
					Traffic stop & arrest	
6	Labor Day	7	8	9	10	11
		ICE hold	ICE hold (ICE takes custody)	Transfer to county jail		12
13	14	15	16	17	18	19
20	21	22	23	24	25	26
				1st bond hearing (request continuance)		
27	28	29	30			



Detention Centers

5 views

All changes saved in Drive

Add layer Share Preview

☒ detention centers

Individual styles

Platte County Jail

Shawnee County Adult Dete...

Morgan County Adult Detenti...

Chase County Sheriff

Caldwell County Detention

Base map

October 2020

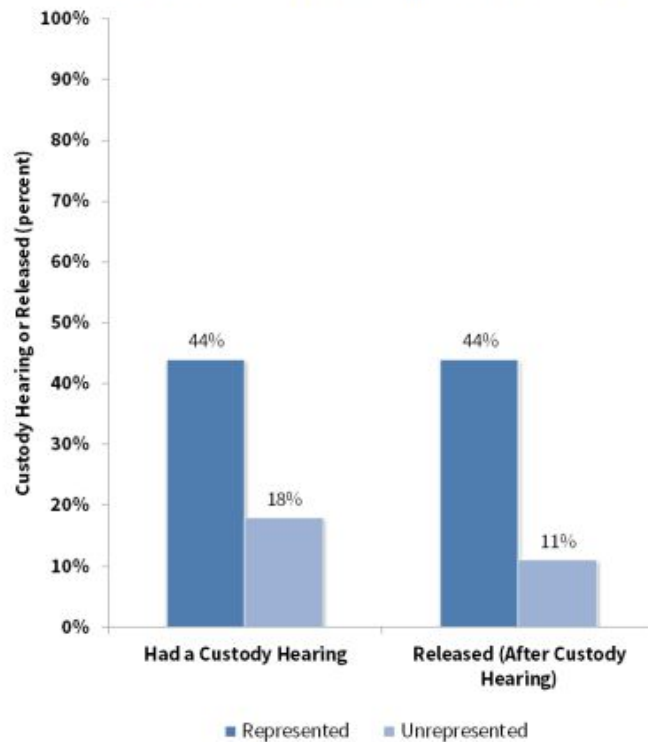
Sun	Mon	Tue	Wed	Thu	Fri	Sat
					1	2
	4	5	6	7	8	10
				2nd bond hearing (bond denied)		
11	Columbus Day	12	13	14	15	17
18	19	20	21	22	23	24
				Hearing & deadline to file application for defense		
			27	28	29	30
						Halloween

KANSAS CITY STATISTICS

2020 FY	Bond Hearings	Granted Bond	Denied Bond
All	9714	6125 (63%)	3589 (37%)
Mexico	5836	3747 (64%)	2089 (36%)
Guatemala	1024	697 (68%)	327 (32%)
Honduras	536	317 (59%)	219 (41%)
El Salvador	401	222 (55%)	179 (45%)

**Figure 8: Frequency of Custody Hearings and Release,
by Representation Status, 2007–2012**

**Detained Immigrants with Attorneys More Likely
to Have a Custody Hearing and to Be Released**



Source: Authors' analysis of Executive Office for Immigration Review data, 2007–2012.

November 2020

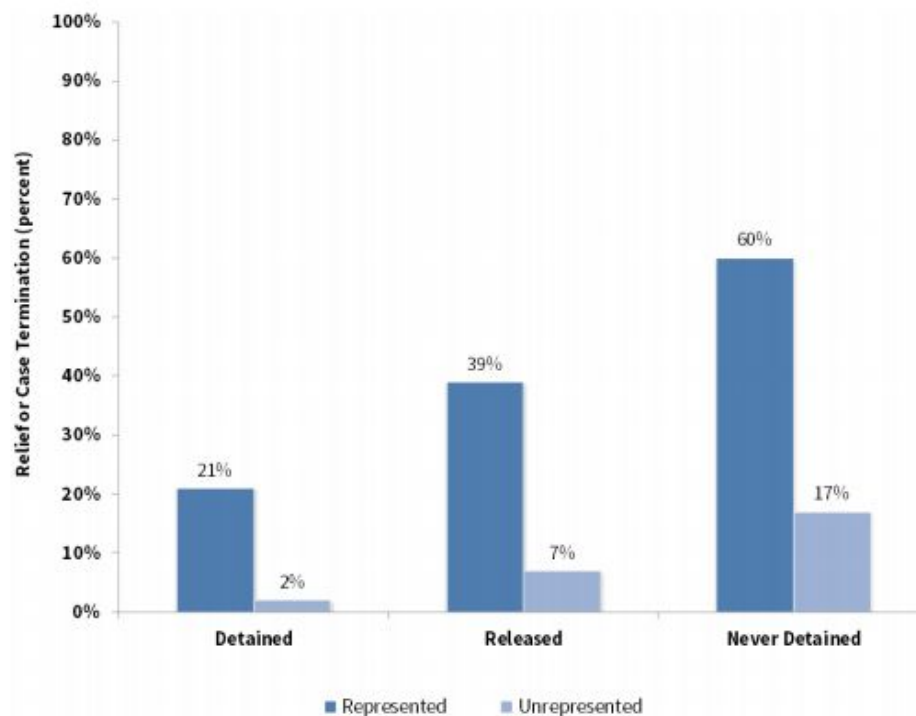
Sun	Mon	Tue	Wed	Thu	Fri	Sat
	1	2	3	4	5	6
	8	9	10 Veterans Day	11	12	13
15	16	17	18	19 TRIAL	20	21
22	23	24	25	26 Thanksgiving Day	27 Black Friday	28
29	30 Cyber Monday					

print-a-calendar.com

KANSAS CITY STATISTICS

2020 FY	Deported (overall)
All	87.5 %
Mexico	86.7 %
Guatemala	95.4 %
Honduras	91.8 %
El Salvador	86.3 %

**Figure 9: Successful Case Outcomes (Termination or Relief)
in Removal Cases, by Detention and Representation Status, 2007–2012**
Immigrants with Representation More Likely to Succeed



Source: Authors' analysis of Executive Office for Immigration Review data, 2007–2012.

December 2020

Sun	Mon	Tue	Wed	Thu	Fri	Sat
			1	2	3	4
						5
	6	7	8	9	10	11
13	14	15	16	17	18	
20	21	22	23	24	25	26
					Christmas Day	
27	28	29	30	31		

Deadline
to file
appeal

If C files an appeal, C
will be detained several
months while the appeal
is reviewed.

In addition to the costs of detention, your agency faces the costs of legal liability if you choose to comply with ICE detainers. Detainer lawsuits are regular occurrences, and although the request comes from ICE, the choice to comply means a state, county, or city is liable for potential damages. In 2011, for example, Jefferson County in Colorado [agreed to pay \\$40,000](#) after holding a man in jail for 47 days on an ICE detainer (well past the detainer's own time limit). In 2008, New York City [agreed to pay \\$145,000](#) to settle a lawsuit by a man who was wrongly held on ICE detainers for a total of 140 days. And in 2010, Spokane County, Washington, [agreed to pay a \\$35,000 settlement](#) to a man who was wrongly held without bail for 20 days because of an ICE detainer.

QUESTIONS