

**AGENDA**  
**CITY OF ROELAND PARK, KANSAS**  
**CITY COUNCIL MEETING**  
**ROELAND PARK**  
**Roeland Park City Hall 4600 W 51st Street, Roeland Park, KS 66205**  
**January 22, 2019 7:00 PM**

- |  |  |  |
|--|--|--|
| <ul style="list-style-type: none"> <li>• Mike Kelly, Mayor</li> <li>• Erin Thompson, Council Member</li> <li>• Vacant, Council Member</li> <li>• Michael Poppa, Council Member</li> <li>• Claudia McCormack, Council Member</li> </ul> | <ul style="list-style-type: none"> <li>• Tim Janssen, Council Member</li> <li>• Jim Kelly, Council Member</li> <li>• Tom Madigan, Council Member</li> <li>• Jennifer Hill, Council Member</li> </ul> | <ul style="list-style-type: none"> <li>• Keith Moody, City Administrator</li> <li>• Jennifer Jones-Lacy, Asst. Admin.</li> <li>• Kelley Bohon, City Clerk</li> <li>• John Morris, Police Chief</li> <li>• Donnie Scharff, Public Works Director</li> </ul> |
|--|--|--|

Admin	Finance	Safety	Public Works
Kelly	Thompson	McCormack	Poppa
Madigan	Vacant	Janssen	Hill

**Pledge of Allegiance**

**Roll Call**

**Modification of Agenda**

**I. Citizens Comments**

*Members of the public are welcome to use this time to make comments about City matters that do not appear on the agenda, or about items that will be considered as part of the consent agenda. Comments about items that appear on the agenda will be taken as each item is considered. Citizens are requested to keep their comments under 5 minutes. Please turn all cellular telephones and other noise-making devices off or to "silent mode" before the meeting begins.*

**II. Consent Agenda**

*Consent agenda items have been studied by the Governing Body and will be acted on in a single motion. If a Council member requests a separate discussion on an item, it can be removed from the consent agenda and placed on new business for further consideration.*

- A. Appropriation Ordinance # 924
- B. December 17, 2018 Council Minutes
- C. 2019 Joint Johnson County and Cities Legislative Platform
- D. Direction on Aquatic Center Operation
- E. 2019 Street Maintenance Task Order with Larkin

### **III. Business From the Floor**

#### **A. Applications / Presentations**

1. Parks Update

### **IV. Mayor's Report**

### **V. Workshop and Committee Reports**

### **VI. Reports of City Liaisons and Committees**

### **VII. Unfinished Business**

### **VIII. New Business**

- A. Discuss Tree Debris Pickup
- B. Amendment to CBC Consulting Agreement
- C. Selection of Easement Acquisition Consultant for Roe 2020 Project
- D. Agreement with MARC for Planning Sustainable Places Project
- E. ETC Survey Service Agreement

### **IX. Ordinances and Resolutions:**

- A. Amend Resolution for 1% Contribution for Art

### **X. Workshop Items:**

### **XI. Reports of City Officials:**

- A. 2018 4th Quarter and Yearly Safety Statistics Report

### **Welcome to this meeting of the City Council of Roeland Park. Below are the Procedural Rules of Council**

The City Council encourages citizen participation in local governance processes. To that end, and in compliance with the Kansas Open meetings Act (KSA 45-215), you are invited to participate in this meeting. The following rules have been established to facilitate the transaction of business during the meeting. Please take a moment to review these rules before the meeting begins.

- A. **Audience Decorum.** Members of the audience shall not engage in disorderly or boisterous conduct, including but not limited to; the utterance of loud, obnoxious, threatening, or abusive language; clapping; cheering; whistling; stomping; or any other acts that disrupt, impede, or otherwise render the orderly conduct of the City Council meeting unfeasible. Any member(s) of the audience engaging in such conduct shall, at the discretion of the Mayor (Chair) or a majority of the Council Members, be declared out of order and shall be subject to reprimand and/or removal from that meeting. Please turn all cellular telephones and other noise-making devices off or to "silent mode" before the meeting begins.

- B. **Public Comment Request to Speak Form.** The request form's purpose is to have a record for the City Clerk. Members of the public may address the City Council during Public Comments and/or before consideration of any agenda item; however, no person shall address the Council without first being recognized by the Mayor (Chair). Any person wishing to speak, whether during Public Comments or on an agenda item, shall first complete a Public Comment or Request to Speak form and submit this form to the City Clerk before the Mayor (Chair) calls for Public Comments or calls the particular agenda item
1. **Public Comment on Non-Agenda Items.** The Agenda shall provide for public comment about matters that are within the jurisdiction of the City but are not specifically listed on the Agenda. A member of the public who wishes to speak under Public Comments must fill out a Public Comment Request to Speak form and submit it to the City Clerk before the Mayor (Chair) calls for Public Comments.
2. **Public Comment on Agenda Items.** Public comment will be accepted on Agenda items. A member of the public, who wishes to speak on an Agenda item, including items on the Consent Agenda, must fill out a Request to Speak form and submit it to the City Clerk before the Mayor (Chair) calls the Agenda item.
- C. **Purpose.** The purpose of addressing the City Council is to communicate formally with the Council regarding matters that relate to Council business or citizen concerns within the subject matter jurisdiction of the City Council. Persons addressing the City Council on an agenda item shall confine their remarks to the matter under consideration by the Council.
- D. **Speaker Decorum.** Each person addressing the City Council, shall do so in an orderly, respectful, dignified manner and shall not engage in conduct or language that disturbs, or otherwise impedes the orderly conduct of the Council meeting. Any person, who so disrupts the meeting shall, at the discretion of the Mayor (Chair) or a majority of the Council Members present, be subject to removal from that meeting.
- E. **Time Limit.** In the interest of fairness to other persons wishing to speak and to other individuals or groups having business before the City Council, each speaker shall limit comments to five minutes. If a large number of people wish to speak, this time may be shortened by the Mayor (Chair) so that the number of persons wishing to speak may be accommodated within the time available.
- F. **Speak Only Once.** Second opportunities for the public to speak on the

same issue will not be permitted unless mandated by state or local law. No speaker will be allowed to yield part or all of his/her time to another, and no speaker will be credited with time requested but not used by another.

- G. **Addressing the Council.** Comment and testimony are to be directed to the Mayor (Chair). Dialogue between and inquiries from citizens at the lectern and individual Council Members, members of staff, or the seated audience is not permitted. Council Members seeking to clarify testimony or gain additional information should direct their questions through the Mayor (Chair). Always speak from the microphone to ensure that all remarks are accurately and properly recorded. Only one speaker should be at the microphone at a time. Speakers are requested to state their full name, address and group affiliation, if any, before delivering any remarks.
- H. Agendas and minutes can be accessed at [www.roelandpark.org](http://www.roelandpark.org) or by contacting the City Clerk

***The City Council welcomes your participation and appreciates your cooperation. If you would like additional information about the City Council or its proceedings, please contact the City Clerk at (913) 722.2600.***



Item Number: Consent Agenda- II.-A.  
Committee 1/22/2019  
Meeting Date:



**City of Roeland Park**  
Action Item Summary

Date:

Submitted By:

Committee/Department:

Title:

**Appropriation Ordinance # 924**

Item Type:

**Recommendation:**

**Details:**

Financial Impact

Amount of Request:	
Budgeted Item?	Budgeted Amount:
Line Item Code/Description:	

Additional Information

How does item relate to Strategic Plan?

How does item benefit Community for all Ages?

**ATTACHMENTS:**

Description

Type

□ Appropriation Ordinance # 924

Cover Memo

# ***The City of Roeland Park, Kansas***

*4600 West Fifty-First Street*

*Roeland Park, Kansas 66205*

*City Hall (913) 722-2600 – Fax (913) 722-3713*

Wednesday, January 23, 2019

## **Appropriation Ordinance -01/22/2019 - #924**

An Ordinance making Appropriation for the payment of certain claims. Be it ordained by the Governing Body of the City of Roeland Park, Kansas:

Section 1: That in order to pay the claims hereinafter stated which have been properly audited and approved, there is hereby appropriated out of the respective funds in the City Treasury the sum required for each claim.

Section 2: This Ordinance shall take effect and be in force from and after its passage. Passed and approved this 22nd day of January, 2019.

Attest:

\_\_\_\_\_  
City Clerk

\_\_\_\_\_  
Mayor

**Total Appropriation Ordinance**

**\$**

**671,034.64**

There are sufficient funds in the General Fund to cover general fund expenditures.

## Appropriation Ordinance -01/22/2019 - #924

Vendor	Dept	Acct #	Description	Invoice Description	Check /EFT	Amount	Chk #	Check Amount
					Date			
ADP, LLC	101	5214.101	Other Contracted Services	Invoice: 527032265 /	12/31/2018	224.04	68895	224.04
Advance Auto Parts	106	5306.106	Materials	Invoice: 5128831833430. /	12/31/2018	10.30	68833	35.12
Advance Auto Parts	106	5306.106	Materials	Invoice: 5128831733373. /	12/31/2018	24.82	68833	
All Copy Products Inc.	102	5214.102	Other Contracted Services	Invoice: AR252880 /	12/31/2018	25.97	68872	65.62
All Copy Products Inc.	105	5214.105	Other Contracted Services	Invoice: AR252880 /	12/31/2018	39.65	68872	
American Fidelity Assurance	101	2052.101	Supplemental Insurance Payable	Invoice: B838132. /	12/31/2018	1,323.96	68834	1,323.96
American Fidelity Assurance Co.	101	2052.101	Supplemental Insurance Payable	Invoice: 2027268. /	12/31/2018	416.66	68835	416.66
Armstrong Cartridge Incorporated	102	5309.102	Ammunition	Invoice: 1245 /	1/3/2019	1,509.00	68836	1,509.00
Asphalt Sales Company, Inc	300	5246.300	In-House Street Maintenance	Invoice: 139250. /	12/31/2018	76.68	68837	76.68
AT&T	101	5202.101	Telephone	Invoice: 3241 12/21/18 /	1/9/2019	49.46	68883	49.46
Balls Food Stores	101	5237.101	Community Events	Invoice: 662206. /	12/31/2018	97.45	68838	251.80
Balls Food Stores	101	5237.101	Community Events	Invoice: 662215. /	12/31/2018	89.97	68838	
Balls Food Stores	101	5253.101	Public Relations	Invoice: 656222. /	12/31/2018	33.99	68838	
Balls Food Stores	101	5253.101	Public Relations	Invoice: 656203. /	12/31/2018	20.67	68838	
Balls Food Stores	101	5267.101	Employee Related Expenses	Invoice: 662215. /	12/31/2018	9.72	68838	
Balls Food Stores	101	5301.101	Office Supplies	Invoice: 656206 /	1/16/2019	2.50	68912	2.50
BCI Mechanical	290	5210.290	Maintenance And Repair Building	Invoice: 30661/856 /	12/31/2018	2,384.00	68839	2,384.00
Black & McDonald	101	5220.101	Street Light Repair & Maintenance	Invoice: 76953266 /	12/31/2018	1,766.48	68840	1,766.48
Blue Sky Cleaners	102	5224.102	Laundry Service	Invoice: 2106 1/1/19 /	12/31/2018	151.15	68873	151.15
Breeden Holdings, LLC	106	5260.106	Vehicle Maintenance	Invoice: 1044171 /	1/9/2019	540.90	68884	540.90
Breeden Holdings, LLC	102	5260.102	Vehicle Maintenance	Invoice: 1044077 /	12/31/2018	25.00	68896	25.00
Yoland Bustamante	103	5209.103	Professional Services	Invoice: 12/18/18 /	12/31/2018	450.00	68897	450.00
C & G Rubber Stamp, Inc.	101	5301.101	Office Supplies	Invoice: 125114 /	12/19/2018	80.00	68804	80.00
C & G Rubber Stamp, Inc.	106	5306.106	Materials	Invoice: 124964 /	12/31/2018	9.00	68841	9.00
City Attorney's Association of Kansas	101	5305.101	Dues, Subscriptions, & Books	Invoice: 19434 /	1/16/2019	35.00	68913	35.00
Custom Tree Care, Inc.	106	5263.106	Tree Maintenance	Invoice: 17596 /	12/31/2018	650.00	68842	650.00
Design Energy Group	101	5209.101	Professional Services	Invoice: 12/4/18 /	12/19/2018	1,175.00	68805	1,175.00
Dog Waste Depot	106	5262.106	Grounds Maintenance	Invoice: 256454 /	12/31/2018	325.97	68843	325.97
Electronic Contracting Company	101	5210.101	Maintenance & Repair Building	Invoice: KC029521 /	1/3/2019	300.00	68863	300.00
Freeman Concrete Construction LLC	300	4155.300	CDBG Grant	CK32375 Invoice: 3 11/27/18 /	12/17/2018	248,664.81	32375	248,664.81
GBA Architects Engineers	450	5454.450	Sidewalk Project	Invoice: 54613 /	12/31/2018	49,028.99	68844	49,028.99
Gilmore & Bell, P.C.	200	5209.200	Professional Services	Invoice: 8037149 /	12/31/2018	1,600.00	68898	1,600.00
GT Distributors - Austin	102	5308.102	Clothing & Uniforms	Invoice: INV0690068 /	12/31/2018	1,782.00	68874	1,782.00
Wade Hockamp	104	5206.104	Travel Expense & Training	Invoice: 11/7-9/18 EXP /	12/19/2018	25.89	68806	25.89
ICMA	101	5305.101	Dues, Subscriptions, & Books	Invoice: 2019 MOODY /	1/3/2019	970.95	68864	970.95
ICMA	105	5305.105	Dues, Subscriptions, & Books	Invoice: 1/19 RENEWAL /	1/16/2019	200.00	68914	200.00
Tim Janssen	108	5206.108	Travel Expense & Training	Invoice: 12/21/18 AMAZON /	12/26/2018	811.53	68827	811.53
J.A. Obrien	101	5214.101	Other Contracted Services	Invoice: RS2018	12/31/2018	549.70	32386	549.70
Johnson County Wastewater	101	5288.101	Waste Water	Invoice: 1838 11/29/18 /	12/19/2018	302.54	68807	493.86

Johnson County Wastewater	106	5288.106	Waste Water	Invoice: 1838 11/29/18 /	12/19/2018	191.32	68807	
Johnson County Wastewater	101	5288.101	Waste Water	Invoice: 12/18 MULTIPLE /	12/31/2018	100.50	68899	290.41
Johnson County Wastewater	106	5288.106	Waste Water	Invoice: 12/18 MULTIPLE /	12/31/2018	189.91	68899	
Johnson County Mental Health	102	5214.102	Other Contracted Services	Invoice: AQ2018 /	12/31/2018	1,509.95	68875	1,509.95
Johnson County Park & Recreation I	290	5255.290	JoCo HR	Invoice: 1/2/19 /	1/9/2019	20,888.50	68885	20,888.50
Ashley Johnson	103	4410.103	Fine	Invoice: 12/18 COURT PAYMENT /	12/31/2018	143.50	68876	143.50
Johnson & Wyandotte Counties	108	5251.108	Mayor Expenses	Invoice: 12/10/18 /	12/19/2018	143.00	68808	143.00
KAW Valley Engineering Inc.	270	5458.270	CARS 2018	Invoice: C30781 /	12/31/2018	924.00	68877	924.00
Kansas City Board of Public Utilities	101	5222.101	Traffic Signal Expense	Invoice: 2834 12/26/18 /	12/31/2018	33.34	68878	33.34
KCP & L	106	5201.106	Electric	Invoice: 1275 10/30/18 /	12/19/2018	1,837.74	68809	1,837.74
KCP & L	106	5201.106	Electric	Invoice: 2644 12/21/18 /	12/31/2018	71.49	68845	71.49
KCP & L	101	5201.101	Electric	Invoice: 12/21/18 MULTIPLE /	12/31/2018	1,417.32	68846	1,988.05
KCP & L	106	5201.106	Electric	Invoice: 12/21/18 MULTIPLE /	12/31/2018	570.73	68846	
KCUR 89.3	108	5251.108	Mayor Expenses	Invoice: 2019 RADIO ACTIVE /	12/19/2018	400.00	68810	400.00
KDHE - Bureau of Water	106	5306.106	Materials	Invoice: 1/19-1/20 PERMIT /	1/3/2019	60.00	68865	60.00
Keller Fire & Safety	101	5211.101	Maintenace & Repair Equipment	Invoice: 216070 /	12/19/2018	509.42	68811	509.42
Key Equipment & Supply	106	5211.106	Maintenace & Repair Equipment	Invoice: 255363 /	12/19/2018	24.51	68812	24.51
Kansas Gas Service	101	5289.101	Natural Gas	Invoice: 7836 12/12/18 /	12/19/2018	449.45	68813	1,147.93
Kansas Gas Service	106	5289.106	Natural Gas	Invoice: 7836 12/12/18 /	12/19/2018	698.48	68813	
Kansas Alcohol Beverage Control	101	4245.101	Cereal Malt Beverage License	Invoice: 2019 CMB /	1/9/2019	150.00	68886	150.00
KS Municipal Insurance Trust	107	5125.107	Worker's Compensation	Invoice: 2019 COMP QUOTE /	1/16/2019	46,776.00	68915	46,776.00
Kansas One-Call System, Inc.	101	5220.101	Street Light Repair & Maintenance	Invoice: 8120435 /	12/31/2018	104.40	68847	104.40
Kansas Payment Center	101	2055.101	Employee Garnishment Payable	Invoice: 12/27/18	12/26/2018	138.46	68828	138.46
Kansas Payment Center	101	2055.101	Employee Garnishment Payable	Invoice: 1/10/19	1/9/2019	138.46	68887	138.46
Kansas Payment Center	101	2055.101	Employee Garnishment Payable	Invoice: 12/27/18	12/26/2018	138.92	68829	138.92
Kansas Payment Center	101	2055.101	Employee Garnishment Payable	Invoice: 1/10/19	1/9/2019	138.92	68888	138.92
Kansas State Treasurer	103	5228.103	Fees Due State of Kansas	Invoice: 12/6/18 /	12/19/2018	2,229.00	68814	2,229.00
Kansas State Treasurer	103	5228.103	Fees Due State of Kansas	Invoice: 12/18 MUNICIPAL COUR /	12/31/2018	2,271.00	68900	2,271.00
Lamp, Rynearson & Assoc., Inc.	270	5209.270	Professional Services	Invoice: 3180010112 /	12/31/2018	23,143.50	68848	58,456.04
Lamp, Rynearson & Assoc., Inc.	270	5430.270	Residential Street Reconstruction	Invoice: 318001035 /	12/31/2018	21,577.00	68848	
Lamp, Rynearson & Assoc., Inc.	270	5430.270	Residential Street Reconstruction	Invoice: 318001026 /	12/31/2018	3,733.82	68848	
Lamp, Rynearson & Assoc., Inc.	270	5456.270	CARS Projects	Invoice: 318001081 /	12/31/2018	5,716.54	68848	
Lamp, Rynearson & Assoc., Inc.	300	5470.300	Park Maint/Infrastructure	Invoice: 31800172 /	12/31/2018	4,285.18	68848	
LBA Air Conditioning, Heating & Plu	101	5210.101	Maintenance & Repair Building	Invoice: 217209 /	12/19/2018	209.00	68815	209.00
LeadsOnline	102	5214.102	Other Contracted Services	Invoice: 248203 /	1/3/2019	1,758.00	68866	1,758.00
League of Kansas Municipalities	105	5206.105	Travel Expense & Training	Invoice: 19118 /	1/3/2019	140.00	68867	280.00
League of Kansas Municipalities	105	5206.105	Travel Expense & Training	Invoice: 1980 /	1/3/2019	140.00	68867	
The Legal Record	101	5204.101	Legal Printing	Invoice: L77528 /	12/31/2018	15.99	68849	15.99
The Legal Record	101	5204.101	Legal Printing	Invoice: L76491 /	12/31/2018	12.48	68901	35.91
The Legal Record	101	5204.101	Legal Printing	Invoice: L76685 /	12/31/2018	23.43	68901	
LE Upfitter	102	5308.102	Clothing & Uniforms	Invoice: 4299 /	12/19/2018	346.00	68816	346.00
LE Upfitter	102	5308.102	Clothing & Uniforms	Invoice: 4385 /	12/31/2018	3.90	68850	3.90
LE Upfitter	102	5308.102	Clothing & Uniforms	Invoice: 4492 /	1/9/2019	285.00	68889	445.00

LE Upfitter	102	5308.102	Clothing & Uniforms	Invoice: 4486 /	1/9/2019	160.00	68889	
Lexington Plumbing & Heating Co.	290	5210.290	Maintenace And Repair Building	Invoice: 80352 /	12/31/2018	1,800.00	68851	1,800.00
Lowe's Business Acct./GEMB	106	5214.106	Other Contracted Services	CK32377 Invoice: 1760 1/12/19 /	12/28/2018	25.00	32377	251.81
Lowe's Business Acct./GEMB	300	5246.300	In-House Street Maintenance	CK32377 Invoice: 1760 1/12/19 /	12/28/2018	177.75	32377	
Lowe's Business Acct./GEMB	290	5264.290	Grounds Improvements	CK32377 Invoice: 1760 1/12/19 /	12/28/2018	18.98	32377	
Lowe's Business Acct./GEMB	106	5304.106	Janitorial Supplies	CK32377 Invoice: 1760 1/12/19 /	12/28/2018	18.96	32377	
Lowe's Business Acct./GEMB	106	5308.106	Clothing & Uniforms	CK32377 Invoice: 1760 1/12/19 /	12/28/2018	11.12	32377	
Mark One Electric Company, Inc.	290	5210.290	Maintenace And Repair Building	Invoice: 12571 /	12/31/2018	1,490.29	68852	1,490.29
Venessa Maxwell-Lopez	103	5209.103	Professional Services	Invoice: 12/14/18 /	12/19/2018	150.00	68817	150.00
William McKinzie	103	4410.103	Fine	Invoice: 1/19 COURT /	1/9/2019	1.00	68890	1.00
Metalabs, LLC.	101	5214.101	Other Contracted Services	Invoice: 201812 /	12/31/2018	2,330.00	68853	2,330.00
Micro Center	106	5403.106	Office Equipment	Invoice: 7342265 /	12/31/2018	1,179.98	68854	1,179.98
Midwest Public Risk	107	5126.107	Health/Dental/Vision Insurance	Invoice: B05VLY /	12/31/2018	60,621.72	68855	60,621.72
Midwest Public Risk	107	5126.107	Health/Dental/Vision Insurance	Invoice: B05VLY 2 /	1/3/2019	31,464.66	68868	31,464.66
Municode	101	5214.101	Other Contracted Services	Invoice: 321902 /	12/19/2018	275.00	68818	275.00
Nationwide Retirement Solutions	105	5105.105	Employer Funded 401a	Invoice: 12/27/18 PAYROLL /	12/26/2018	890.40	68830	890.40
Nationwide Retirement Solutions	105	5105.105	Employer Funded 401a	Invoice: 1/10/19 PAYROLL /	1/9/2019	896.87	68891	896.87
Northeast Johnson Cty. Chamber of	108	5206.108	Travel Expense & Training	Invoice: 26563 /	12/19/2018	45.00	68819	45.00
Northeast Johnson Cty. Chamber of	101	5305.101	Dues, Subscriptions, & Books	Invoice: 26614 /	1/3/2019	1,500.00	68869	1,500.00
Northeast Johnson Cty. Chamber of	101	5253.101	Public Relations	Invoice: 26687 /	1/16/2019	500.00	68916	500.00
Pitney Bowes Inc.	101	5205.101	Postage & Mailing Permits	Invoice: 3307682968 /	12/19/2018	136.41	68820	136.41
Pitney Bowes Inc.	101	5205.101	Postage & Mailing Permits	Invoice: 1010773432 /	12/31/2018	169.98	68902	169.98
Purchase Power	101	5205.101	Postage & Mailing Permits	Invoice: 7903 12/20/18 /	12/31/2018	2,043.03	68856	2,043.03
Play by Design, Inc.	300	5470.300	Park Maint/Infrastructure	Invoice: 2795 /	1/9/2019	12,185.00	68892	12,185.00
Print Tekk	101	5208.101	Newsletter	Invoice: 7418 /	12/31/2018	529.00	68879	529.00
Wex Bank	104	5302.104	Motor Fuels & Lubricants	CK32376 Invoice: 57061361 /	12/27/2018	33.31	32376	684.92
Wex Bank	106	5302.106	Motor Fuels & Lubricants	CK32376 Invoice: 57061361 /	12/27/2018	651.61	32376	
Rejis Commission	102	5214.102	Other Contracted Services	Invoice: 407027 /	12/31/2018	220.86	68903	220.86
Riteway Maintenance & Supply, LLC	101	5214.101	Other Contracted Services	Invoice: 18825 /	1/3/2019	930.00	68870	930.00
George Schlegel	101	5230.101	Art Commissioner	Invoice: CHECKJAN /	1/1/2019	100.00	68831	100.00
Pinnacle Peak Holding Corporation	360	5315.360	Machinery & Auto Equipment	Invoice: 36392 /	1/16/2019	1,809.35	68917	1,809.35
Signco Inc.	106	5259.106	Traffic Control Signs	Invoice: 37501 /	12/31/2018	140.00	68857	140.00
Stantec Consulting Services, Inc. (S	300	5221.300	Maintenance Streets-contract	Invoice: 1455742 /	12/31/2018	4,000.00	68904	4,000.00
Staples Advantage	101	5301.101	Office Supplies	Invoice: 8052600281 /	12/31/2018	229.96	68880	229.96
Staples Advantage	101	5301.101	Office Supplies	Invoice: 8052664934 /	12/31/2018	102.59	68905	102.59
Strasser True Value	106	5263.106	Tree Maintenance	Invoice: 308145 /	12/19/2018	10.44	68821	10.44
Strasser True Value	106	5318.106	Tools	Invoice: 309862 /	1/9/2019	134.39	68893	134.39
Strategic Insights Inc.	101	5266.101	Computer Software	Invoice: 12/18/18 /	12/31/2018	725.00	68871	725.00
Strategic Insights Inc.	101	5266.101	Computer Software	Invoice: 18PLANIT262 /	1/3/2019	725.00	68906	725.00
Suburban Lawn & Garden	106	5306.106	Materials	Invoice: 389789 /	12/31/2018	23.97	68858	23.97
Braden Suffield	102	5308.102	Clothing & Uniforms	Invoice: 11/26/18 AMAZON /	12/31/2018	79.99	68907	79.99
Terminix Processing Center	101	5214.101	Other Contracted Services	Invoice: 38125120 /	12/19/2018	84.00	68822	84.00
Terminix Processing Center	106	5214.106	Other Contracted Services	Invoice: 381179792 /	12/19/2018	57.00	68823	57.00

Terminix Processing Center	106	5214.106	Other Contracted Services	Invoice: 381666646 /	12/31/2018	57.00	68859	57.00
Terminix Processing Center	101	5214.101	Other Contracted Services	Invoice: 382063540 /	12/31/2018	84.00	68908	84.00
Terminix Processing Center	101	5214.101	Other Contracted Services	Invoice: 380447635 /	12/31/2018	84.00	68909	84.00
TransUnion Risk & Alternative	102	5214.102	Other Contracted Services	Invoice: 1/1/19 /	12/31/2018	25.00	68910	25.00
United Way of Greater KC	101	2035.101	Other Withholding Payable	Invoice: 2018 2ND/3RD/4TH QTR /	12/31/2018	72.00	68860	72.00
USIC Locating Services, LLC	101	5220.101	Street Light Repair & Maintenance	Invoice: 308641 /	12/19/2018	1,497.38	68824	1,497.38
Savant Learning Systems, Inc.	102	5206.102	Travel Expense & Training	Invoice: INV3862 /	1/9/2019	1,380.00	68894	1,380.00
Vance Brothers	300	5246.300	In-House Street Maintenance	Invoice: 151602 /	12/19/2018	77.50	68825	77.50
Verizon Wireless	102	5202.102	Telephone	Invoice: 9820922946 /	1/16/2019	336.09	68918	456.12
Verizon Wireless	104	5202.104	Telephone	Invoice: 9820922946 /	1/16/2019	80.02	68918	
Verizon Wireless	106	5202.106	Telephone	Invoice: 9820922947 /	1/16/2019	40.01	68918	
Village Gardens	101	5267.101	Employee Related Expenses	Invoice: 1207529 /	12/31/2018	62.95	68911	62.95
Walmart Community-RFCSLLC	101	5237.101	Community Events	CK32378 Invoice: 6837 12/16/18 /	12/28/2018	60.86	32378	386.83
Walmart Community-RFCSLLC	101	5267.101	Employee Related Expenses	CK32378 Invoice: 6837 12/16/18 /	12/28/2018	225.00	32378	
Walmart Community-RFCSLLC	101	5403.101	Office Equipment	CK32378 Invoice: 6837 12/16/18 /	12/28/2018	100.97	32378	
Water District No 1 of Johnson Cour	101	5287.101	Water	Invoice: 1321/1593 12/21/18 /	12/31/2018	56.12	68861	132.62
Water District No 1 of Johnson Cour	106	5287.106	Water	Invoice: 1321/1593 12/21/18 /	12/31/2018	76.50	68861	
WCA Waste Systems, Inc.	106	5287.106	Water	Invoice: 2212 12/26/18 /	12/31/2018	205.00	68881	205.00
WCA Waste Systems, Inc.				Invoice: 990000472251 /	12/31/2018	43,173.82	68826	43,173.82
WCA Waste Systems, Inc.	106	5262.106	Grounds Maintenance	Invoice: 990000456454 /	12/31/2018	299.73	68862	743.97
WCA Waste Systems, Inc.	106	5262.106	Grounds Maintenance	Invoice: 990000466897 /	12/31/2018	444.24	68862	
Zerger & Mauer LLP	101	5215.101	City Attorney	Invoice: 1/2/19 /	12/31/2018	6,650.00	68882	6,650.00
KPERS	101	2040.101	KPERS Accrued Employee	EFT#12/19/18 Invoice: 12/19/18 /	12/19/2018	1,984.11		
KPERS	101	2050.101	Insurance Withholding Payable	EFT#12/19/18 Invoice: 12/19/18 /	12/19/2018	103.88		
KPERS	107	5123.107	KPERS City Contribution	EFT#12/19/18 Invoice: 12/19/18 /	12/19/2018	3,105.15		
KPERS	101	2040.101	KPERS Accrued Employee	EFT#12/28/18 Invoice: 12/28/18 /	12/28/2018	1,722.07		
KPERS	107	5123.107	KPERS City Contribution	EFT#12/28/18 Invoice: 12/28/18 /	12/28/2018	2,695.09		
KP&F	101	2045.101	KP&F Employee Withholding Payable	EFT#12/19/18 Invoice: 12/19/18 /	12/19/2018	2,117.14		
KP&F	101	2050.101	Insurance Withholding Payable	EFT#12/19/18 Invoice: 12/19/18 /	12/19/2018	59.87		
KP&F	107	5131.107	KP&F City Contribution	EFT#12/19/18 Invoice: 12/19/18 /	12/19/2018	5,948.71		
KP&F	101	2045.101	KP&F Employee Withholding Payable	EFT#12/28/18 Invoice: 12/28/18 /	12/28/2018	2,181.46		
KP&F	107	5131.107	KP&F City Contribution	EFT#12/28/18 Invoice: 12/28/18 /	12/28/2018	6,129.44		
Miller Management Systems, LLC	101	5214.101	Other Contracted Services	Invoice: EFTJAN /	1/1/2019	1,800.00		

---

\$ 671,034.64

---

Item Number: Consent Agenda- II.-B.  
Committee 1/22/2019  
Meeting Date:



**City of Roeland Park**  
Action Item Summary

Date:  
Submitted By:  
Committee/Department:  
Title: **December 17, 2018 Council Minutes**  
Item Type:

**Recommendation:**

**Details:**

Financial Impact

Amount of Request:	
Budgeted Item?	Budgeted Amount:
Line Item Code/Description:	

Additional Information

How does item relate to Strategic Plan?

How does item benefit Community for all Ages?

**ATTACHMENTS:**

Description	Type
December 17, 2018 Council Minutes	Cover Memo

**CITY COUNCIL MEETING MINUTES**  
**Roeland Park City Hall**  
**4600 W 51st Street, Roeland Park, KS 66205**  
**Monday, December 17, 2018, 7:00 P.M.**

- Mike Kelly, Mayor
- Becky Fast, Council Member
- Jennifer Hill, Council Member
- Tim Janssen, Council Member

- Jim Kelly, Council Member
- Tom Madigan, Council Member
- Claudia McCormack, Council Member
- Michael Poppa, Council Member
- Erin Thompson, Council Member

- Keith Moody, City Administrator
- Jennifer Jones-Lacy, Asst. Admin.
- Kelley Bohon, City Clerk
- John Morris, Police Chief
- Donnie Scharf, Interim Public Works Director

**Admin**

Kelly  
Madigan

**Finance**

Thompson  
Fast

**Safety**

McCormack  
Janssen

**Public Works**

Poppa  
Hill

**PLEDGE OF ALLEGIANCE**

Mayor Kelly called the meeting to order and led everyone in the Pledge of Allegiance.

**ROLL CALL**

City Clerk Bohon called the roll and all Governing Body members were present with CMBR Thompson appearing by phone.

**MODIFICATION OF AGENDA**

Mayor Kelly recommended to add Item F to New Business, Recognition for the Community of All Ages Lens on the R Park Master Plan.

**CITIZENS' COMMENTS**

**Steve Petrehn** (5236 El Monte) Mr. Petrehn, former Mayor of Roeland Park, spoke to the history of the leaf program and its inception. He added that he was glad to see the ongoing improvements of the leaf pickup program noting that it has always been precious to the citizens.

**I. CONSENT AGENDA**

- A. Appropriation Ordinance # 923**
- B. October 1, 2018 Council Minutes**
- C. November 19, 2018 Council Minutes**
- D. Roeland Park City-Wide Photography Contest**

**MOTION:** CMBR JANSSEN MOVED AND CMBR POPPA SECONDED TO APPROVE THE CONSENT AGENDA.  
(MOTION CARRIED 8-0)

**II. BUSINESS FROM THE FLOOR**

**A. APPLICATIONS/PRESENTATIONS**

*There was no Business from the Floor.*

**III. MAYOR'S REPORT**

**A. Bishop Miege High School State Champions Week Proclamation**



Mayor Kelly recognized the Bishop Miege athletic teams, several of their state championships and their fifth consecutive state football state championship.

Mayor Kelly then read the proclamation into the record declaring December 17-21, 2018, as Bishop Miege High School State Champions Week.

(Applause and photographs)

#### **B. Roesland Elementary Proclamation**

Mayor Kelly read the proclamation into the record declaring December 21, 2018, as Roesland Elementary Day for being named a National ESEA Distinguished School by The National Association of Elementary and Secondary Education Act (ESEA) State Program Administrators (NAESPA);

**MOTION:** CMBR JANSSEN MOVED AND CMBR HILL SECONDED TO APPROVE THE PROCLAMATIONS FOR BISHOP MIEGE HIGH SCHOOL STATE CHAMPIONS WEEK AND ROESLAND ELEMENTARY DAY. (MOTION CARRIED 8-0)

#### **C. JoAnna Rush – Adopt a Family Update**

Mayor Kelly said when the City of Mission asked Roeland Park to volunteer and partner with them going forward in their Adopt-A-Family program they knew they would need Roeland Park representation and thanked Ms. Rush for stepping up to fill that role.

Ms. Rush said that growing up she and her family were on the receiving end of a program such as this and it really does mean a lot to her to be able to give back. She noted that Roeland Park joined Mission in November of this year and they provided enough food to supply entire Thanksgiving meals for 91 families. She said that 100 percent of donations they receive into the program go directly to the families.

To make a deductible gift checks can be made to: *The Greater Kansas City Foundation* and to make a note that it is for the Holiday Adoption. They still do need to raise more money. They also need more canned goods and they also need more gift tags to be picked up for individuals to make purchases. City Clerk Bohon has some gift tags that are directly for Roeland Park families. In addition, there are gift tags also available at Sylvester Powell. The presents need to be returned to Ms. Bohon or to Sylvester Powell Center. They also need volunteers on Friday, December 21<sup>st</sup> at 8 in the morning to help assemble the food baskets, wrap gifts and organize them. They also ask that volunteers do not bring children for privacy concerns as some of the children may be schoolmates.

#### **IV. WORKSHOP AND COMMITTEE REPORTS**

*There were no reports given.*

#### **V. REPORTS OF CITY LIAISONS**

##### **A. NE Animal Control (Tom Madigan and Michael Poppa)**

CMBR Madigan reported that Northeast Animal Control will cease operations on December 31, 2018. The City of Mission will take over those responsibilities and Roeland Park is now under contract with them. He noted that the last meeting was bittersweet. They discussed what to do with the surplus equipment and the how two employees were going to be paid. They offered them a bonus to stay until the end of the year, which they agreed to. They also voted to pay their contract 100 percent both on vacation time and sick time. Mission will pay to use the truck until their new truck arrives. Also provided in the packet is a breakdown of the calls since their last report. In total, the City is anticipating a savings of approximately \$22,000 per year by making this move.

## **B. Pool Advisory Committee**

CMBR Madigan said it was the advice of Water's Edge and the Pool Advisory Committee to operate the pool summer-only, Memorial Day through Labor Day. Their committee has advised that the Council does not fix the diving boards or to make them where they are competitive in height. This will be a recreation-only pool and the operation costs do not justify a competitive pool.

CMBR Madigan added that in his opinion if it is going to be a community recreation-only pool it should be a fun place to go.

## **C. Ad-Hoc Development**

CMBR Kelly said the minutes for the last meeting are attached. The main thing they are looking at is bringing on a new realtor in place of CBC, somebody to bring fresh ideas. He added that Jason Glasrud with CBC has done a good job based on the limitations and directions he has had.

## **VI. UNFINISHED BUSINESS**

*There was no business discussed.*

## **VIII. NEW BUSINESS**

### **A. Board of Zoning Appeals Committee Appointment**

Mayor Kelly recommended appointing Erik Hage as the Ward 3 representative to the Board of Zoning Appeals.

CMBR Madigan said he was glad to see the appointment to that ward.

**MOTION:** CMBR POPPA MOVED AND CMBR HILL SECONDED TO APPROVE THE APPOINTMENT OF ERIK HAGE TO THE BOARD OF ZONING APPEALS. (MOTION CARRIED 8-0)

### **B. Police Motorcycle Purchase**

Mayor Kelly said this item is a 2019 objective. They have also received three bids for the purchase of the motorcycle.

**MOTION:** CMBR POPPA MOVED AND CMBR JANSSEN SECONDED TO APPROVE THE PURCHASE OF THE MOTORCYCLE, EQUIPMENT AND TRAINING NOT TO EXCEED \$30,000 FROM GAIL'S HARLEY DAVIDSON. (MOTION CARRIED 8-0)

### **C. Liaisons to Parks Committee and MARC – First Tier Suburbs**

Mayor Kelly would like to appoint CMBR McCormack as the permanent Council representative to Parks and CMBR Madigan and CMBR Hill as the alternates to the Parks Committee.

**MOTION:** CMBR POPPA MOVED AND CMBR MADIGAN SECONDED TO APPROVE CMBR MCCORMACK AS THE PERMANENT APPOINTMENT TO THE PARKS COMMITTEE WITH CMBRS MADIGAN AND HILL AS ALTERNATES. (MOTION CARRIED 8-0)

Mayor Kelly said he did not receive any volunteers for the MARC – First Tier Suburbs. He did say that the Mid-America Regional Council is a valuable organization that allows Roeland Park to collaborate with their peers in the Kansas City Metropolitan area.

CMBR Poppa said he would volunteer for the appointment.

CMBR Thompson said she too would like the appointment. CMBR Poppa said he would support her appointment.

CMBR Fast said there is an upcoming meeting January 18<sup>th</sup> at Merriam City Hall.

**MOTION:** CMBR KELLY MOVED AND CMBR MCCORMACK SECONDED TO APPOINT CMBR THOMPSON AS A REPRESENTATIVE TO THE MARC-FIRST TIER SUBURBS COMMITTEE. (MOTION CARRIED 8-0)

#### **D. Appointment of Laura Yankoviz to the Parks Committee**

Mayor Kelly is recommending the appointment of Ms. Yankoviz to the Parks Committee noting that she has been an active member of the committee for several months and has attended all the meetings. With the support of the Parks Committee, she would like to be recognized as a voting member.

**MOTION:** CMBR MCCORMACK MOVED AND CMBR HILL SECONDED TO APPROVE THE APPOINTMENT OF LAURA YANKOVIZ TO THE PARKS COMMITTEE. (MOTION CARRIED 8-0)

#### **E. 2019 CARS Agreement with Johnson County for Improvements to 50th Terrace from Roe Blvd to Cedar Street**

**MOTION:** CMBR POPPA MOVED AND CMBR POPPA SECONDED TO APPROVE THE AGREEMENT BETWEEN JOHNSON COUNTY AND THE CITY OF ROELAND PARK, KANSAS FOR THE PUBLIC IMPROVEMENTS TO 50<sup>TH</sup> TERRACE FROM ROE BOULEVARD TO CEDAR STREET. (MOTION CARRIED 8-0)

#### **F. Recognition for the Community for All Ages Lens on the R Park Master Plan.**

Mayor Kelly said the Community for All Ages is a recognition program for communities becoming more age-friendly for its residents. Roeland Park has been recognized under the silver recognition and going under the process to achieve the gold recognition. Part of that process is Council recognition that we are applying a Community for All Ages lens to a specific project within the City. The R Park Master Plan and its Phased Development Plan were being utilized using the Community for All Ages lens. He asked that the Council formally recognize that in order that Roeland Park might continue to receive recognition from MARC's Community for All Ages program.

**MOTION:** CMBR POPPA MOVED AND CMBR MADIGAN SECONDED TO FORMALLY RECOGNIZE THAT ROELAND PARK IS USING THE COMMUNITY FOR ALL AGES LENS IN THE R PARK DEVELOPMENT PLAN. (MOTION CARRIED 8-0)

### **IX. ORDINANCES AND RESOLUTIONS**

*No ordinances or resolutions were presented.*

### **X. WORKSHOP ITEMS**

*No items were discussed.*

### **XI. REPORTS OF CITY OFFICIALS**

#### **A. Updates and Reminders**

Mr. Donnie Scharf was welcomed as the Interim Director of Public Works.

Mr. Scharf provided an update on the leaf program noting that this afternoon they were back on schedule in the second scheduled pickup. (Additional comments spoken away from mic and were inaudible.) He also spoke to the recent snowfall that affected the leaf pick-up.

CMBR Janssen asked how often they have to empty the truck. City Administrator Moody said they have been averaging about eight trips to the composting center a day.

CMBR Poppa asked how that compared to the old method. Mr. Scharf said it is a little bit of a slower process, but it does keep the leaves out of the street and is the most beneficial process with regards to the environment and safety concerns.

City Administrator Moody said they have had some mechanical issues (gremlins) and they are working with Key Equipment as those issues arise. He said when the equipment is working it is doing a fantastic job and applauds the Public Works employees.

Chief Morris said they will be enforcing the DUI laws in the next week or so, so don't drink and drive.

City Attorney Maurer wished everyone a Merry Christmas.

City Administrator Moody included items they are working on. January 2<sup>nd</sup> will be when the Planning Sustainable Places Committee will do interviews with three of the PSP RFQ submitters. Following that they will bring to the Council a recommendation and then they will ask for confirmation on the balance of the committee.

City Clerk Bohon said she will send out an update on the Adopt-a-Family program.

## **B. Special Election Procedures to Fill Council Seat**

Mayor Kelly noted this was CMBR Fast's last meeting before she moves on as a County Commissioner. Included in the agenda packet is a letter from Ronnie Metzger, Election Commissioner, stating that the date that would be available to conduct a special election to fill the Ward I vacancy is Tuesday, February 26, 2019. Staff has recommended to use this date as the special election per the ordinance. The notice will be published tomorrow and January 7<sup>th</sup> is the filing deadline for potential candidates.

**MOTION:** CMBR FAST MOVED AND CMBR MADIGAN SECONDED TO ADOPT A SPECIAL ELECTION TO FILL THE WARD I VACANCY. (MOTION CARRIED 8-0)

In recognition of her work from April 2012 through December 2018, as a Councilor from Ward I, the Governing Body formally recognized Becky Fast for her service to Roeland Park. They wished her luck and a lot of success noting that her success on the County Commission is their success and know she will do the City proud. She was congratulations on being the next County Commissioner.

(Applause)

CMBR Fast said she would put the plaque in her office and they would all have to come visit at the County Commission.

(Pictures were taken)

CMBR Fast said she was originally elected in a special election in February and her replacement will be elected in February. One of her passions for running was that Nall Park had fallen into disrepair and the park was not used. She said it is exciting to see that now the park is being used and there are restrooms and water fountains. The Community Center has also been redone and originally there were discussions of tearing it down. She was proud to

be a part of the Council moving to renovate the building and is now it is a beautiful center that is being used. She said that Ward I has dealt with the terrible smell from the Johnson County waste system and she had meetings with the county which is when she started getting interested in the County Commission. She looks forward to continue working with Roeland Park. She will be watching. CMBR Fast said she is proud of the Council and the staff and the residents who come and speak out and care and move this City forward to be the wonderful community it is.

(Applause)

City Administrator Moody invited everyone to cake.

Mayor Kelly wished everyone a Merry Christmas.

## **XII. ADJOURN**

**MOTION:** CMBR HILL MOVED AND CMBR POPPA SECONDED TO ADJOURN. (MOTION CARRIED 8-0)

(Roeland Park City Council Meeting Adjourned)

---

Mike Kelly, Mayor

---

Kelley Bohon, City Clerk

**Item Number:** Consent Agenda- II.-C.  
**Committee** 1/22/2019  
**Meeting Date:**



**City of Roeland Park**  
Action Item Summary

Date: 12/14/2018  
Submitted By: Keith Moody  
Committee/Department: Admin.  
Title: **2019 Joint Johnson County and Cities Legislative Platform**  
Item Type: Other

**Recommendation:**

**Staff recommends adoption of the joint legislative platform.**

**Details:**

Historically cities with in Johnson County along with the County have developed a joint legislative platform. The intent is to provide a common message to legislators on issues that are important to our local governance. The attached platform has been updated to reflect changes in the political environment since its adoption last year.

Financial Impact

Amount of Request: N/A	
Budgeted Item?	Budgeted Amount: N/A
Line Item Code/Description: N/A	

Additional Information

How does item relate to Strategic Plan?

The platform reflects the importance of local control in deciding how best to deliver services to our residents and businesses.

How does item benefit Community for all Ages?

## ATTACHMENTS:

Description	Type
 2019 Joint Johnson County and Cities Legislative Platform	Cover Memo

# JOHNSON COUNTY GOVERNMENT AND CITIES JOINT 2019 LEGISLATIVE PLATFORM

Adopted

*State and local government are partners providing numerous governmental services that are funded and made available to citizens. Local units of government are closest to the citizens and therefore, are extremely well-positioned to represent the interests of citizens in the communities in which they live. The partnership depends upon stable funding, efficient use of citizens' resources, and responsiveness at the city and county level. We support the preservation of local authority, maintenance of local control of local revenue and spending, and oppose the devolution of State duties to local units of government without planning, time and resources. The Johnson County Government and Cities advocate on the following issues in the interests of our elected representatives and on behalf of the citizens who live in our county and cities.*

## **REPEAL OF THE PROPERTY TAX LID**

We strongly oppose any state-imposed limits on the taxing and spending authority of cities and counties and urge the repeal of the property tax lid legislation passed during the 2015 Session and revised in the 2016 Session. We believe those elected to manage the affairs of cities and counties can be most responsive to the local taxpayers and make budget and tax decisions that are most reflective of the community's needs and financial interests. We note that these same taxing and spending limits on cities and counties were not placed on state government. State government should abide by the same taxing and spending decisions as they impose upon cities and counties.

Absent repeal, the state-imposed tax lid on local governments should be modified to require a public vote based on a protest petition provision. Additionally, the Legislature should review and consider including appropriate exemptions that existed largely under the prior tax lid but were not included in the current law such as: employee benefit costs, Kansas Public Employee Retirement System (KPERs), Public Building Commission debt, infrastructure, as well as costs for intellectual and developmental disabilities, and mental health services among other items. (Added in 2016. Updated in 2017, 2018)

## **TAX POLICY**

We support stable revenue sources and urge the Kansas Legislature to avoid applying any further exemptions to the ad valorem property tax base, including exceptions for specific business entities or the state/local sales tax base, as well as industry-specific special tax treatment through exemptions or property classification. The local tax burden has shifted too far to residential property taxes due to state policy changes. We do not support changes in State taxation policy that would narrow the tax base or significantly reduce available funding for key joint State/County programs such as corrections, mental health, and public health. These changes would place the County at a further competitive disadvantage with the state of Missouri. We do not support a sales tax on professional services. (Added in 2012. Updated in 2016)

## **COLLECTION OF COMPENSATING USE TAX ON REMOTE SALES**

We encourage the Kansas Legislature to pass legislation facilitating the collection of compensating use tax from purchases made from sellers (with no physical presence in a state) based on the U.S. Supreme Court decision in *South Dakota v. Wayfair*. Sales tax collected should be distributed using existing methods/formulas for the state and local governments. (Added in 2017. Updated in 2018)

## **COMPREHENSIVE TRANSPORTATION PLAN**

The current funding level is far from adequate to address ongoing statewide infrastructure funding needs in areas of preservation, additional projects that support growth and development, and safety; therefore, it is critical for our state highway funds to be used for the purpose they are collected. To ensure the critical well-being of Kansas infrastructure funds should be allocated strategically to ensure there is an identifiable long-term return on investment for the entire state. Additionally, because Investment in growth areas is vital to creating a sustainable revenue stream that will address statewide infrastructure needs, we encourage the state to invest in public transportation that specifically



# **JOHNSON COUNTY GOVERNMENT AND CITIES JOINT 2019 LEGISLATIVE PLATFORM**

Adopted

demonstrates regional coordination in both rural and urban areas, and to support innovative platforms like ridesharing to increase access to employment and educational opportunities, as well as ease congestion and delay the need for costly road expansion. (Added in 2010. Updated in 2016, 2017)

## **LOCAL CONTROL OF RIGHT OF WAY**

2016 Legislation granting the automatic placement of cell towers in city and county owned right of way, should be repealed. Regulation of the placement of cell towers should be subject to reasonable local zoning processes which review important community values such as safety and neighborhood concerns. (Added in 2017)

## **STATUTORY PASS-THROUGH FUNDING**

We call for the preservation of local government revenues which pass through the State of Kansas' treasury. These funds come from a longstanding partnership between local governments and the State and are generated via economic activity at the local level. Both alcoholic liquor tax funds and the local portion of motor fuel tax should not be withheld from local governments and siphoned into the State General Fund. The States' use of these local funding sources may benefit the State, but it will increase the local property tax burden to replace the lost revenue or reduce services. Local governments in recent years have had to cope with the Kansas Legislature not funding Local Ad Valorem Tax Reduction (LAVTRF), County City Revenue Sharing (CCRS) demand transfers, and the machinery and equipment property tax "slider" and should not be forced to further aid in balancing the State's budget. Since 1997, more than \$2.2 billion in formula demand transfers from the State to local governments have not been made. LAVTR dates back to the 1930s with the existing statutory framework being established in 1965. LAVTR represents the local share of certain cigarette revenue, stamp taxes and cereal malt beverages taxes that the state removed in exchange for the commitment to fund the LAVTR. CCRS was established in 1978 as part of an agreement between the state and local governments regarding a number of different taxes related to cigarette and liquor enforcement. (Added in 2010. Updated in 2016, 2018)

## **STATEWIDE EXPANSION OF MEDICAID**

We support Medicaid expansion through KanCare in Kansas. Providing Medicaid is the responsibility of the state and federal government. Counties are required to have a public health department and provide mental health services and the decision to limit Medicaid expansion has an impact on the citizens of Johnson County. Absent the state's participation in Medicaid expansion, county taxpayers are required to pay for these services that would otherwise be covered by Medicaid. Through local tax revenue, Johnson County provides over \$6.4 million in charitable care for mental health services and over \$2.2 million in uncompensated care for emergency medical care through Medical Action (Med-Act) (approximately 1 mill) that could be significantly reduced by Medicaid expansion. (Added in 2014. Updated in 2017, 2018)

## **DEVELOPMENT OF A COMPREHENSIVE ECONOMIC DEVELOPMENT PLAN FOR THE STATE OF KANSAS**

We strongly encourage the State of Kansas to develop a comprehensive plan to foster and enhance the State's fledgling economy. (Added in 2017)

## **K-12 EDUCATION FINANCING**

We are supportive of the Kansas Legislature adequately and equitably funding primary and secondary education to a level that places Kansas among the leading states in support of a "world class" education. (Added in 2017)

**Item Number:** Consent Agenda- II.-D.  
**Committee** 1/22/2019  
**Meeting Date:**



## **City of Roeland Park**

### Action Item Summary

---

**Date:** 12/14/2018  
**Submitted By:** Keith Moody  
**Committee/Department:** Pool Advisory Committee  
**Title:** **Direction on Aquatic Center Operation**  
**Item Type:**

#### **Recommendation:**

**Water's Edge has recommended the City consider the summer only operation options reflected in the Pool Analysis (options 4, 4a and 4b, starting on page 59 of the report). The Pool Advisory Committee also recommends a summer only operation approach following a standard Memorial Day through Labor Day season. Staff would like council to take action at a Council meeting to have on record formal action establishing Memorial Day through Labor Day as the operational season of the pool going forward.**

#### **Details:**

Water's Edge has completed a comprehensive assessment of the Aquatic Center condition and operations along with analysis of market competition and alternative operating scenarios. The analysis was designed to engage the entire community in this discussion as well as those from outside the community who use the facility.

Total estimated cost to address maintenance items identified as part of facility condition assessment portion of the Water's Edge report is \$300,000. Attached are the option analysis pages (for ease of reference) from the report reflecting these necessary costs.

As a point of reference, \$3,019,700 was borrowed in 1996 to complete construction of the then new aquatic facility. Annual debt service on this borrowing was around \$200,000 in the final years of repayment (the bond issue had been refinanced a couple of times lowering the annual debt service expense over time).

The General Fund and Special Infrastructure Fund serve as the funding sources for pool improvements (as well as other parks and recreation improvements). The CIP currently reflects \$340,000 in funding for projects at the aquatic center between 2019 and 2022. Keep in mind

funding for improvements at R Park are also currently being discussed (\$1.7 million total, \$1 million for phase 1 in 2021). These two projects will be competing for the same funds, and in order to remain in a pay as you go mode projects would need to be staged over 10+ years.

Lauren Ozburn will be present to address questions that the council may have concerning the Pool Analysis Report.

### Financial Impact

Amount of Request:	
Budgeted Item?	Budgeted Amount:
Line Item Code/Description:	

### Additional Information

Attached are the DRAFT minutes from the 12/11/18 Pool Advisory Committee Meeting.

How does item relate to Strategic Plan?

How does item benefit Community for all Ages?

### ATTACHMENTS:

Description	Type
<input type="checkbox"/> Options Analysis Pages from Report	Cover Memo
<input type="checkbox"/> DRAFT Pool Committee Meeting Minutes for 12-11-18	Cover Memo
<input type="checkbox"/> Roeland Park Study Presentation	Cover Memo
<input type="checkbox"/> Water's Edge Final Pool Analysis Report	Cover Memo

## Alternative Option 1 - Year-round + dome

Alternative Option 1 is comparable to the operation of the previous year-round aquatic center with the dome, with a modification that the dome is inflated year-round. Large CIP improvements and/or modifications were not made to this alternative except as noted below.

### Projections include:

- Pool Size reflects the current square footage of the existing main pool
- Capital Costs include an estimate of purchase a new air-inflated dome, basic mechanical system and water treatment improvements, and minor amenity improvements (ADA chair, ADA ramp in zero-depth and toddler slide). An estimate of \$25 per s.f. of water surface was used for cost estimating for the dome; costs for existing buildings, HVAC, foundations, and other site work were not included in the Capital Cost.
- Operations include projected expenditures and revenues for a 12-month indoor season
- Cost Recovery ranges include study projections on the low end (32%) and the cost recovery goal based off the benchmarked facilities (60%)

Option 1 – Year-round + dome	
<b>Pool Size (s.f.)</b>	11,590
<b>Capital Costs</b>	
Estimated project costs	\$1.2 million *
<b>Operations</b>	
Expenditures	\$707,000
Revenues	\$227,000 - \$426,000
Cost Recovery	32% - 60%

*\*Estimated cost includes \$300,000 for recommendations identified in the Wates Edge Physical Assessment/Pool Evaluation Report, and excludes any amenity or play feature improvement not noted above.*

### **Benefits:**

- Year-round
- Lower construction cost (than brick and mortar building)

### **Challenges:**

- Capital investment
- Higher utility cost (than brick and mortar building)
- Financial sustainability
- Lower resident use based on history
- Ongoing maintenance of dome structure and utilities



## Alternative Option 2 - Year-round + fixed cover

Alternative Option 2 is comparable to the operation of the previous year-round aquatic center with the dome, with a modification that the structure is a pre-fabricated fixed structure in place year-round. Large CIP improvements and/or modifications were not made to this alternative except as noted below. Option 1 and Option 2 have the same financial projections, with differences in relation to the capital costs.

### Projections include:

- Pool Size reflects the current square footage of the existing main pool
- Capital Costs include an estimate of purchase a new pre-manufactured structure, basic mechanical system and water treatment improvements, and minor amenity improvements (ADA chair, ADA ramp in zero-depth and toddler slide). An estimate of \$90 - \$133 per s.f. of water surface was used for cost estimating for the fixed structure; costs for existing buildings, HVAC, foundations, and other site work were not included in the Capital Cost.
- Operations include projected expenditures and revenues for a 12-month indoor season
- Cost Recovery ranges include study projections on the low end (32%) and the cost recovery goal based off the benchmarked facilities (60%)

Option 2 – Year-round + fixed structure	
Pool Size (s.f.)	11,590
Capital Costs	
Estimated project costs	\$3 - \$4.8 million*
Operations	
Expenditures	\$707,000
Revenues	\$227,000 - \$426,000
Cost Recovery	32% - 60%

*\*Estimated cost includes \$300,000 for recommendations identified in the Wates Edge Physical Assessment/Pool Evaluation Report, and excludes any amenity or play feature improvement not noted above.*

### **Benefits:**

- Year-round
- Lower construction cost (than brick and mortar building)

### **Challenges:**

- Capital investment
- Higher utility cost (than brick and mortar building)
- Financial sustainability
- Lower resident use based on history
- Utilities





## Alternative Option 3 - 6-months + no cover

Alternative Option 3 extends the current operation to 6-months, with anticipated operating dates from April – October. Large CIP improvements and/or modifications were not made to this alternative except as noted below.

### Projections include:

- Pool Size reflects the current square footage of the existing main pool, kiddie pool, vortex pool and slide pool
- Capital Costs were not assessed in this option
- Operations include projected expenditures and revenues for a 6-month outdoor season
- Cost Recovery ranges include study projections on the low end (32%) and the cost recovery goal based off the benchmarked facilities (70%)

Option 3 – 6-months + no cover	
<b>Pool Size (s.f.)</b>	13,603
<b>Capital Costs</b>	
Estimated project costs	\$390,000*
<b>Operations</b>	
Expenditures	\$491,000
Revenues	\$158,000 - \$345,000
Cost Recovery	32% - 70%

*\*Estimated cost includes \$300,000 with a 30% misc./contingency for recommendations identified in the Wates Edge Physical Assessment/Pool Evaluation Report, and excludes any amenity or play feature improvements.*

### **Benefits:**

- It is similar to past operations
- Program participants serviced - rentals

### **Challenges:**

- Ongoing and increasing maintenance
- High heating costs (Expenditures based on 90 days)
- Decreasing attendance and revenue
- High staffing costs



## Alternative Option 4 - 3-months + no cover

Alternative Option 4 is comparable to the existing operation. Large CIP improvements and/or modifications were not made to this alternative except as noted below.

### Projections include:

- Pool Size reflects the current square footage of the existing main pool, kiddie pool, vortex pool and slide pool
- Capital Costs were not assessed in this option
- Operations include projected expenditures and revenues for a 3-month outdoor season
- Cost Recovery ranges include study projections on the low end (42%) and the cost recovery goal based off the benchmarked facilities (70%)

Option 4 – 3-months + no upgrades	
Pool Size (s.f.)	13,603
Capital Costs	
Estimated project costs	\$390,000*
Operations	
Expenditures	\$337,750
Revenues	\$142,500 - \$237,000
Cost Recovery	42% - 70%

*\*Estimated cost includes \$300,000 with a 30% misc./contingency for recommendations identified in the Wates Edge Physical Assessment/Pool Evaluation Report, and excludes any amenity or play feature improvements.*

### **Benefits:**

- It is similar to past operations

### **Challenges:**

- Ongoing and increasing maintenance
- Decreasing attendance and revenue
- High staffing costs




## Alternative Option 4a - 3-months + basic upgrades

Alternative Option 4a explores a summer operation with renovations to the existing aquatic center.

### Upgrade concepts include:

- Basic mechanical system and water treatment improvements
- Shade structures
- Remove sand pit and replace with concrete and shade
- Replace toddler slide to kiddie pool
- In-water bench and shade in zero-depth
- ADA ramp into zero-depth
- ADA chair addition to the lap area
- Soften with landscape
- Lighting



### Projections include:

- Pool Size reflects the current square footage of the existing main pool, kiddie pool, vortex pool and slide pool
- Capital Costs include the upgrades noted above.
- Operations include projected expenditures and revenues for a 3-month outdoor season
- Cost Recovery ranges include study projections on the low end (45%) and the cost recovery goal based off the benchmarked facilities (70%)

Option 4a – 3-months + basic upgrades	
<b>Pool Size (s.f.)</b>	13,603
<b>Capital Costs</b>	
Estimated project costs	\$680,000*
<b>Operations</b>	
Expenditures	\$337,750
Revenues	\$152,500 - \$237,000
Cost Recovery	45% - 70%

*\*Estimated cost includes \$300,000 with a 30% misc./contingency for recommendations identified in the Wates Edge Physical Assessment/Pool Evaluation Report, and excludes any amenity or play feature improvements not noted above.*

### **Benefits:**

- Reduce maintenance expenditures
- Increase operations efficiency
- Address basic public feedback

### **Challenges:**

- Capital investment
- High staffing costs



## Alternative Option 4b- 3-months + family aquatic center upgrades

Alternative Option 4b explores a summer operation with renovations to the existing aquatic center. Option E offers amenities to serve both recreation and fitness activities. According to the Recreation Management 2018 State of the Industry Annual Report, 30% of pool respondents plan on adding a splash park in 2018, 30% plan on adding water play structures, and 23.2% are planning to add poolside cabanas. These national statistics trend with the feedback received from the Roeland Park Aquatic Center public engagement and survey.

### Enhancement concepts include:

- Separate lap and leisure pools
- New mechanical and piping systems
- Replace kiddie pool with rentable shade/cabanas
- Add lazy river and wet deck
- Zero-depth/shallow with features
- Replace and relocate slides
- Maintain diving and add climbing wall and floatables
- Lighting



### Projections include:

- Pool Size reflects a projected square footage based on case study and population category averages per capita.
- Capital Costs include the enhancements and additions above.
- Operations include projected expenditures and revenues for a 3-month outdoor season
- Cost Recovery ranges include study projections on the low end (53%) and the cost recovery goal based off the benchmarked facilities (70%)

Option 4b – 3-months + family aquatic center	
Pool Size (s.f.)	11,000 – 13,000
Capital Costs	
Estimated project costs	\$4.7 million*
Operations	
Expenditures	\$316,500
Revenues	\$168,500-\$222,500
Cost Recovery	53% - 70%

\*Estimated cost includes recommendations identified in the Wates Edge Physical Assessment/Pool Evaluation Report.

### Benefits:

- Increase cost recovery
- Increase operations efficiency
- Address basic public feedback
- Improve amenities

**Challenges:**

- Capital investment
- No year-round swimming

## Alternative Options Summary

Below is a summary of the six alternative options financial and capital projections.

Option	Revenue	Expenditures	Subsidy	Cost Recovery	Capital Cost
<b>Option 1</b> <i>Dome</i>	\$227,000 - \$426,000	\$707,000	≤ \$480,000	32% - 60%	\$1.2M
<b>Option 2</b> <i>Fixed structure</i>	\$227,000 - \$426,000	\$707,000	≤ \$480,000	32% - 60%	\$3 - \$4.8M
<b>Option 3</b> <i>6-mo. outdoor</i>	\$158,000 - \$345,000	\$491,000	≤ \$333,000	32% - 70%	\$390,000
<b>Option 4</b> <i>3-mo. outdoor</i>	\$142,500 - \$237,000	\$337,750	≤ \$195,250	42% - 70%	\$390,000
<b>Option 4a</b> <i>3-mo. + upgrades</i>	\$152,500 - \$237,000	\$337,750	≤ \$185,250	45% - 70%	\$680,000
<b>Option 4b</b> <i>3-mo. + aquatic center</i>	\$168,500 - \$222,500	\$316,500	≤ \$148,000	53% - 70%	\$4.7M

# Aquatic Center- Option 4b

## Roeland Park, KS

Waters Edge Aquatic Design - 11/7/18



### AQUATIC CENTER PROGRAM - OUTDOOR + Family Aquatic Center

#### 1.) Renovated outdoor pool + waterpark renovation

(a) Remove wading pool and sand pit, vortex pool, slide and slide pool

(b) Sepearate deep/lap lanes from shallow/zero-depth

(c) New amenities

Description	Total
<b><u>Renovated Outdoor Pool and Treatment Systems</u></b>	
New filter and treatments systems	\$ 747,500
New piping for existing pools	\$ 869,250
New splash down area	\$ 216,000
New lazy river	\$ 400,000
New starting blocks	\$ 40,000
New plunge area	\$ 216,000
<b><u>Features/ Amenities</u></b>	
Water Slide	\$ 300,000
Spray Features	\$ 50,000
Climbing wall, 4 panels tall	\$ 24,600
Spray ground	\$ 500,000
<b><u>Other Items</u></b>	
Demo and Replace Pool Deck	\$ 183,400
Overhead Lighting	\$ 75,000
Demo wading pool and sand pit	\$ 10,728
Demo vortex pool	\$ 13,620
Demo slide pool	\$ 8,784
Demo slides and structures	\$ 23,400

<b>Total</b>		<b>\$3,678,282</b>
<b>30% Admin</b>		<b>\$1,103,485</b>
<b>Total</b>		<b>\$4,781,767</b>

***Note: This includes opinion of cost for pools and features only. Does not include costs associated with building***



# Roeland Park Aquatic Center

## Pool Advisory Committee

### Minutes

December 11, 2018  
6:00PM  
Community Center

---

#### Johnson County Park & Recreation

Leslee Rivarola, Board Member  
Rhonda Pollard, Superintendent of Recreation  
Jim Wilson, Project Manager III  
Marshall McKinney, Aquatics Manager

#### City of Roeland Park

Jim Kelly, Council Member  
Tom Madigan, Council Member  
Claudia McCormack, Council Member

---

#### Called to Order at 6:00 pm

**Advisory Committee Members Present:** Jim Wilson, Jim Kelly, Tom Madigan, Rhonda Pollard, Marshall McKinney

**Members Absent:** Leslee Rivarola, Claudia McCormack

**Others Present:** Jeremy Hight JCPRD Maintenance, Shannon Plueger Aquatics Leader

#### AGENDA ITEMS

- A. Water's Edge Report-** Water's Edge report was presented to the City of Roeland Park at the November 19<sup>th</sup> council meeting. The Committee discussed their opinions on summer only vs year-round operation. The committee is unanimous in recommending the pool operate as summer following the standard Memorial Day to Labor Day season.
- B. 2019 Operational Plan**
1. 2019 Rules review- Rules were sent out to Advisory Committee members for review. The committee discussed opinions on a variety of existing and proposed new rules. The Committee asked staff to distribute the proposed rules for the 2019 season to the governing body for their feedback, the rules related to snorkel/fins/face masks, bringing in food, toys, flotation devices and pool entry will be highlighted to focus feedback on those elements.
  2. Masters Swimming- Marshall reviewed survey results from the masters group and explained the difficulties of operating a program to achieve cost recovery in a punch card structure. Committee expressed support of employing an enrollment method vs punch cards for the Master's program.
  3. Water Polo Program- Marshall reviewed scheduling information concerning the water polo program as well as benefits of an enrollment method for this group. Committee expressed support of using an enrollment method for water polo.
- C. Discuss items planned to be replaced prior to May 31, 2019-** With the current agreement ending May 31, 2019, discuss a list of planned projects. JCPRD will get back with the City concerning if they will share in the cost of replacing two shade structures that have previously been removed as well as the kids slide that was removed in 2018, even if this extends beyond the 5/31/19 date. The City will need to decide on specific replacement items to complete installation prior to the pool opening. The Committee expressed concern for having projects occurring during the season.
- D. Zero Depth Fountain Leak-** Lexington Plumbing has ran a camera and pressure test to find leak. Working with Lexington to identify the leak and possible solutions. A valve located in the deck between the two main pools is believed to have failed, the valve is roughly 7' deep and will require excavation to replace, similar pipe and rock backfill challenges as encountered to replace the main drain valve are anticipated.
- E. Stairs in Pump Room-** Meeting with engineer to provide direction to fix on Tuesday, December 11<sup>th</sup>. (Marshall, I don't remember what the outcome of the meeting was?)
- F. Vortex Strainer Basket-** The strainer basket in the Vortex pool the weld has come apart and caused damage to the basket. Working with Commercial Aquatics to find solution.
- G. Review Status of Repairs**
1. Caulking Concrete Deck- Will schedule with Jim Sloan Concrete Construction for Winter/Spring 2019.
  2. Bulkhead Reconditioning Update- no additional information available.
  3. Ventilation for Chemical Room Update- no additional information available.
  4. Replace Light Poles Update- Scheduled to be completed by Heritage Electric by end of December 2018.
  5. Replace dome lights in lobby- Scheduled to be completed by Heritage Electric by end of January 2019.

6. Diving Board Height Adjustment Update
  - a. Commercial Aquatics is working with the manufacturer to look at options.
  - b. Waiting on recommendation from Water's Edge report for 3m board.
7. Auxiliary Pool Pit Fiberglass Grates Update- These have been ordered.
8. Pump Room Improvements Update
  - a. 2 Lint baskets replaced- These have been delivered and tested. Done.
  - b. All the below items we are working with Commercial Aquatics to complete.
    - (1) 8" Valve to isolate lint basket
    - (2) Remove Old Check Valves & Flex Connectors and provide New Pipe and Fittings on both Pump 1 & 2 \*
    - (3) Install 2 Signet Magmeters
    - (4) Remove and Replace Auto-fill
    - (5) Pump Rebuild & Replacement Coated impeller (if needed)
  - c. Replace Slide Pool Strainer Update- Waiting on Water's Edge's Report
9. Paint Exterior Stucco and Interior Areas of Buildings Update- There is not sufficient time to complete this work before the season starts.
10. Improve Ventilation in Changing Rooms Update- Schueler is scheduled to begin work on December 19<sup>th</sup>. They will install ductwork to family and women's restrooms. It will be ready to install to men's restroom as soon as direction on placement is given.

#### **H. Review Financial Report YTD 12-10-18**

#### **I. Update on Pool Management Agreement Process-**

1. Agreement has been drafted with feedback from JCPRD staff. The Management fee is to reflect costs that are not solely related to the pool. The agreement includes a line item budget which reflects the costs solely related to the operation of the pool (including all hourly staff costs at the pool). The draft is under review by legal staff.
2. Direction on Season Dates for 2019- per direction from the Committee the agreement reflects a Memorial Day through Labor Day season. The length of the season will influence the management fee that is charged by JCPRD as well as the line item budget that is part of the agreement.

**Adjourned at 8:11 pm**

---

#### **NEXT REGULAR MEETING:**

Date: January 08      Time: 6:00 PM      Location: Roeland Park Community Center- Room 6

---



# Roeland Park Feasibility and Operational Study

## November 19, 2018



## Project Team





# Project Summary

## Goals

- Comprehensive study of existing facility
- Collect community and user feedback
- Understand how to move closer to higher cost recovery
- Study future options for operation

## Scope

- Existing facility assessment (physical and operational)
- Market analysis and benchmarking
- Alternate options and operations
- Marketing strategy
- Alternative funding
- Transition plan





# Agenda

## Facility Assessment

- Physical condition
- Financial performance
- Attendance

## Market Analysis

- Survey
- Service Area
- Benchmarking

## Alternative Options


- Potential Scenarios



# Facility Assessment – Physical Condition

## Physical Condition: Pools

- Pool basin condition = overall good
- Increasing maintenance
- Pool equipment is aged  
(at 21 yrs. - approaching end of life)
- Water treatment systems aged and inefficient
- Pool piping – concerning  
(on-going below-grade piping breaks)
- Lacks ADA accessibility





# Facility Assessment – Physical Condition

## Physical Condition: Buildings

- Building condition = overall good
- Ventilation needed in locker rooms, pump room, chemical room and electrical room
- Corrosion throughout pump room
- Loose insulation
- Wood elements showing signs of damage and age
- Gutter damage, aged caulking
- Tuck pointing recommended on masonry walls
- Article 12 Non-Discrimination: Men's restroom non-compliant



## Facility Assessment – Financial Performance

Year	Attendance*	Revenue	Revenue Ratio per visit	Expenses	Net Revenue / Expense	Expense Ratio (S.F.)	Cost Recovery (Total)	Cost Recovery (Excl. transfers)
2013	N/A	\$232,960.81	N/A	\$622,739.25	\$(389,778)	\$45.78	37%	43%
2014	53,493	\$236,823.73	\$4.43	\$659,129.83	\$(422,306)	\$48.45	36%	43%
2015	52,958	\$245,694	\$4.64	\$616,746.13	\$(371,052)	\$45.34	40%	47%
2016	49,897	\$221,017.70	\$4.43	\$573,095.01	\$(352,077)	\$42.13	39%	44%
2017	33,130	\$197,442.81	\$5.96	\$570,621.42	\$(373,179)	\$41.95	35%	40%
2018	14,280	\$141,252.25	\$9.89	\$469,131.22	\$(327,879)	\$34.49	30%	36%

### Analysis:

- Cost recovery = low (36% / 68%)
- Revenue per visit = above average (\$9.89 / \$6.81)
- Expenses per s.f. = above average (\$29.10 / \$22.71)
- Expenses per visit = above average (\$27.72 / \$11.33)
- Options to Improve Cost Recovery
  - Reduce expenses through decreased pool size and updated systems
  - Increase attendance and revenue by updating facilities, marketing

*\*Includes programs*



## Facility Assessment – Attendance

Year	Attendance*	% Indoor	% Outdoor
2013	N/A	N/A	N/A
2014	53,493	51%	49%
2015	52,958	54%	46%
2016	49,897	54%	46%
2017	33,130	33%	67%
2018	14,280	0	100%

### Analysis:

- Attendance = going down prior to dome removal
- Attendance indoor (8-mo) vs. outdoor (4-mo) = comparable





## Facility Assessment – Attendance

	Indoor			Outdoor		
	RP Res	JOCO Res	NonRes	RP Res	JOCO Res	NonRes
2013	N/A	N/A	N/A	N/A	N/A	N/A
2014	9%	69%	22%	28%	53%	19%
2015	8%	69%	23%	25%	50%	25%
2016	9%	72%	20%	29%	45%	26%
2017	9%	81%	10%	19%	67%	14%
2018	N/A	N/A	N/A	35%	16%	49%

### Analysis:

- Indoor = predominately non-Roeland Park residents
- Outdoor = approx. 1/3 are Roeland Park Residents and 1/2 are non-residents

## Facility Assessment – Attendance



	% Program Attendance Indoor	% Program Attendance Outdoor
2013	N/A	N/A
2014	74%	35%
2015	72%	33%
2016	74%	33%
2017	73%	35%
2018	N/A	44%

### Analysis:

- Indoor = majority of visits for program attendees
- Outdoor = majority of visits for passes and memberships



# Market Analysis






# Market Analysis - Public Engagement

## Themes

- General support for RPAC
- Interest from general community members and fitness community
- Good location
- Inviting park setting
- Amenity pools minimally used
- Lacking modern, fun features



**RPAC is my pool because....**

TELL US WHAT YOU LIKE ABOUT THE ROELAND PARK AQUATIC CENTER.

**LOCATION** - YES *Beautiful place*  
**SIZE** - YES *Good*  
**EARLY OPENING!** YES *No*  
**GOOD LAP LANES** - LAP LANES - YES *AROUND* - LONGER HOURS  
**Good LAP LANES** - always!!

A Great Pool But How will the City Pay for it?? *Consider partnering w/ neighboring JoCo cities w/o an indoor pool (ie. Fairway, Westwood, Mission Hills?) etc. County should provide support since the majority of winter users are from the County not the City of Roeland Park*

**HAS a great view** when you go to the top of the slide *Slide should be an amazing view and look out to KC MO -*

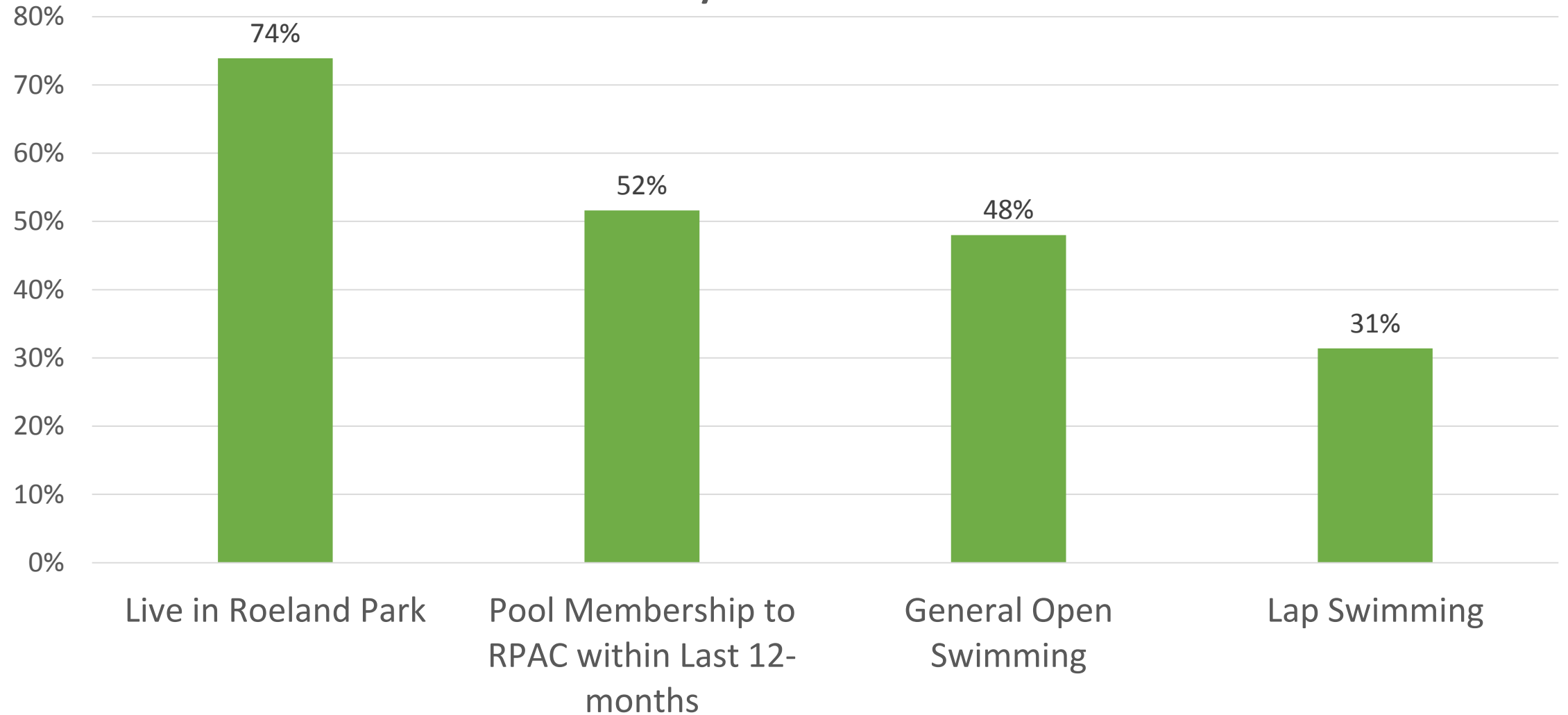
**Location** - Deep & shallow separated  
Indoor in winter / outdoor in summer w/ movable walls  
Diving board open  
Partner with neighboring communities

*we are*  
location, city residents, cost, we love seeing community members & friends at the pool  
Pool beautiful + well cared for, nice lifeguards / staff

**Family friendly** for toddlers & moms  
**SPECIAL EVENTS** - Adults, teen parties, garage food @ pool for events  
**PARTNER with PAROCHIAL & private schools**

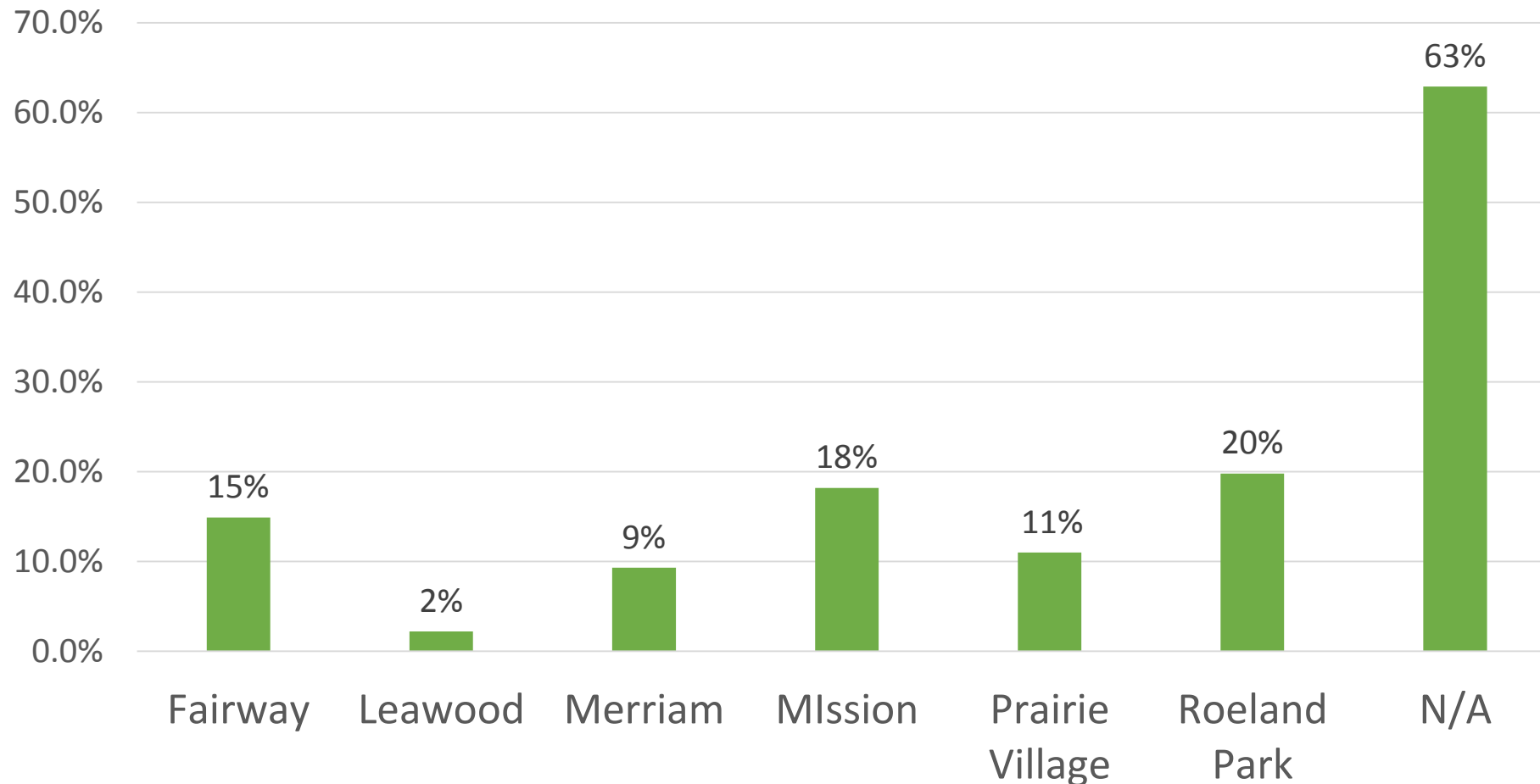
Focus on fitness & athletics - 8+ lanes - Deep  
Open year round + mental health  
It's beautiful site! grass well laid out  
Deck level gutter

### Survey Feedback



## Market Analysis - Survey

8. If someone in the household utilizes the **Super Pass** membership, please select the **pools visited** most frequently

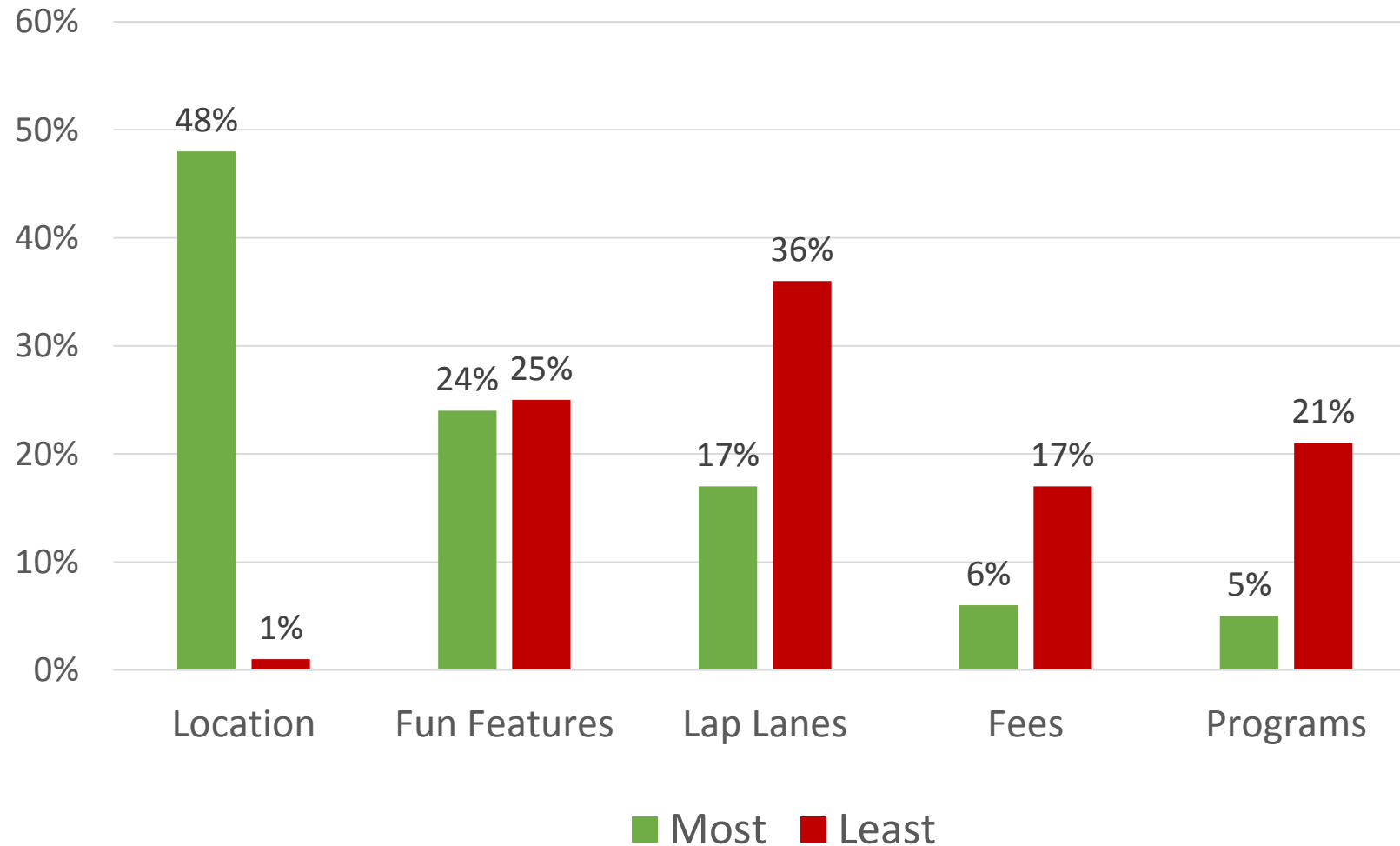


### Super Pass Pools:

1. 20% - Roeland Park
2. 18% - Mission
3. 15% - Fairway
4. 11% - Prairie Village
5. 9% - Merriam
6. 2% - Leawood

## Market Analysis - Survey

15. Please rank what you **care most** about when **deciding where to go** to meet your swimming needs.



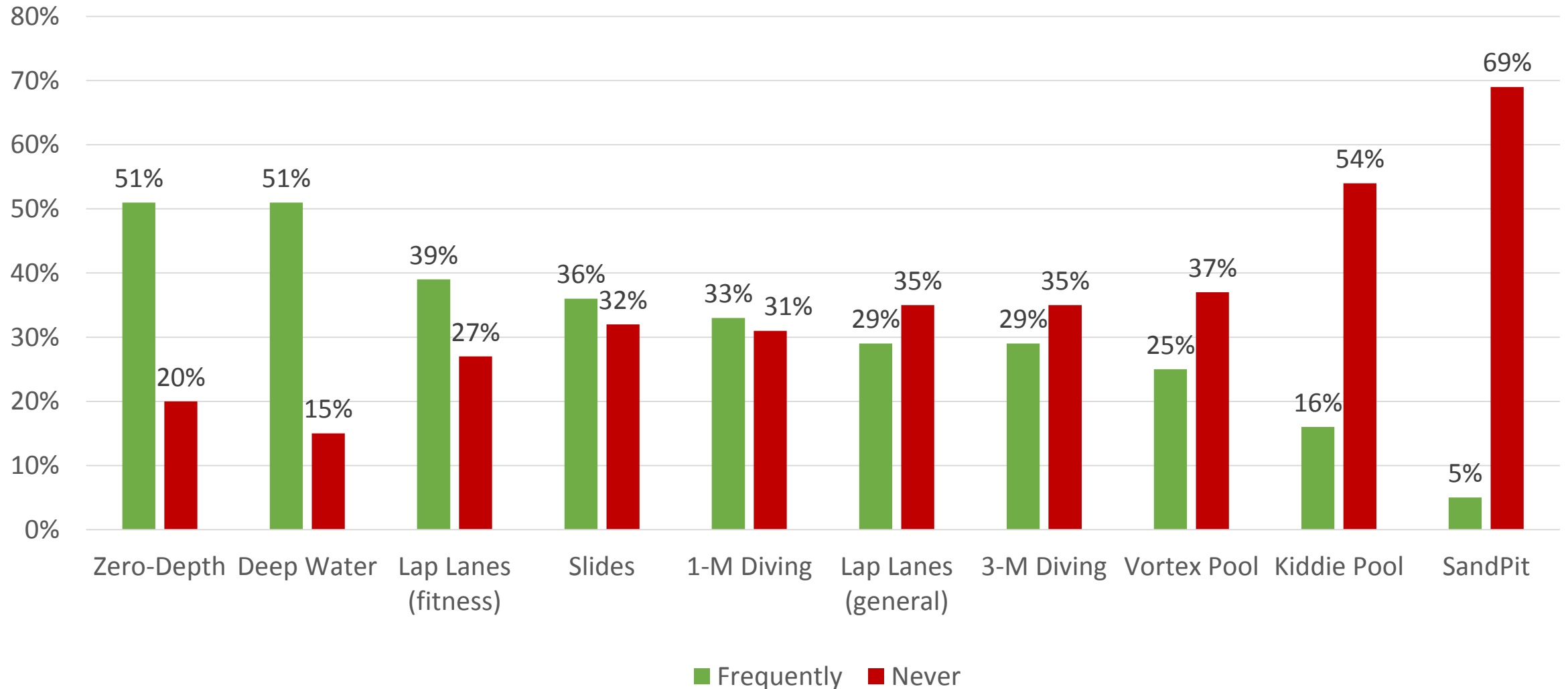
## Market Analysis - Survey

16. **How satisfied** are you with the following at the Roeland Park Aquatic Center?



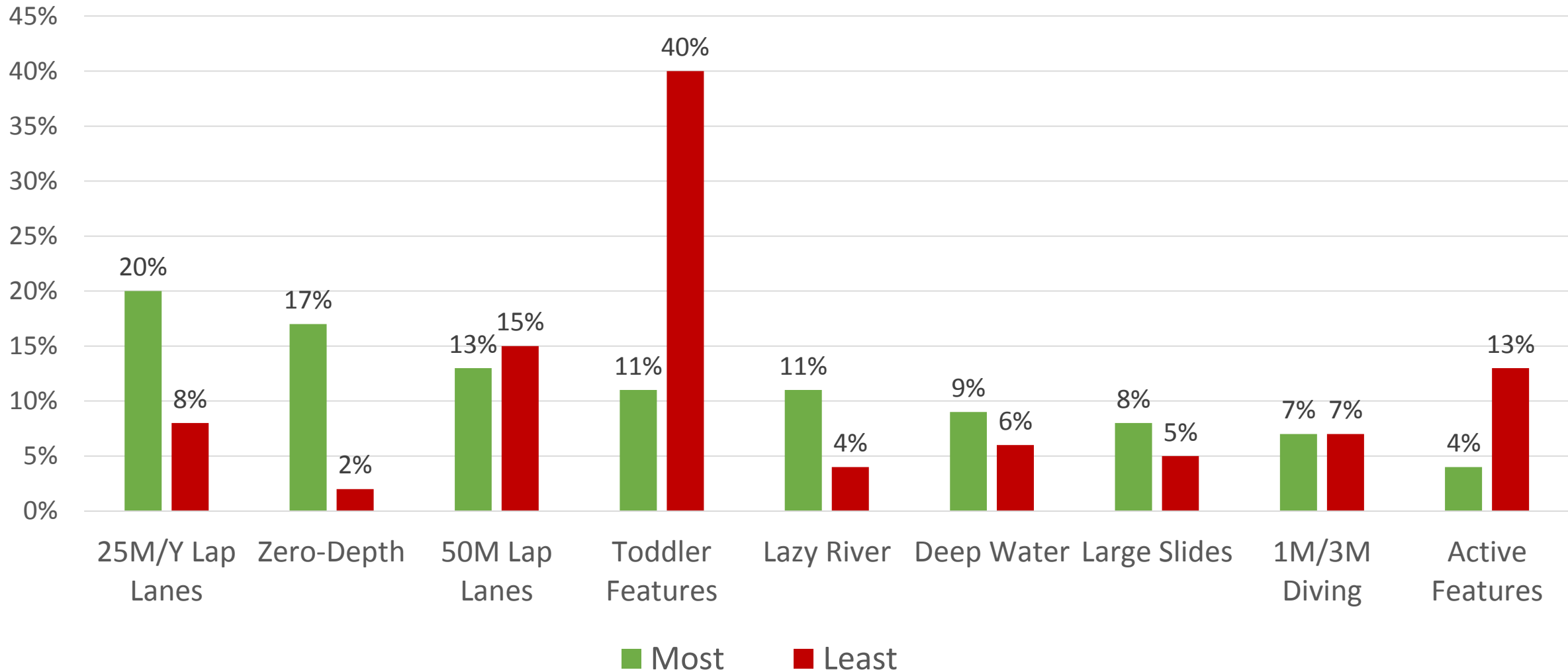
## Market Analysis - Survey

18. Please rank **how often** someone in your household **uses** the following **amenities** at the Roeland Park Aquatic Center.



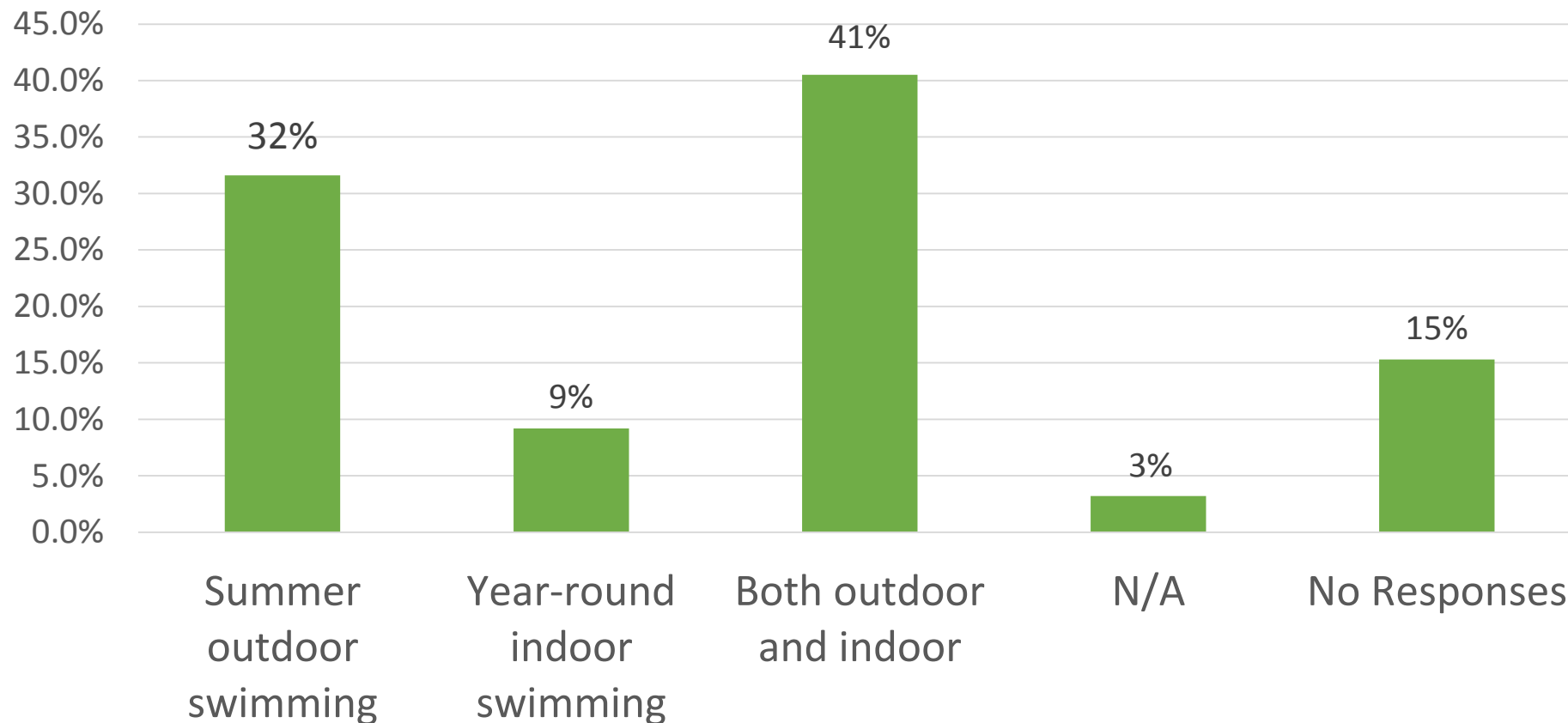
## Market Analysis – Survey

19. Please rank how **interested** someone in your household would be to use the following amenities.



## Market Analysis - Survey

20. Please select the **swimming need** that most applies to your household.



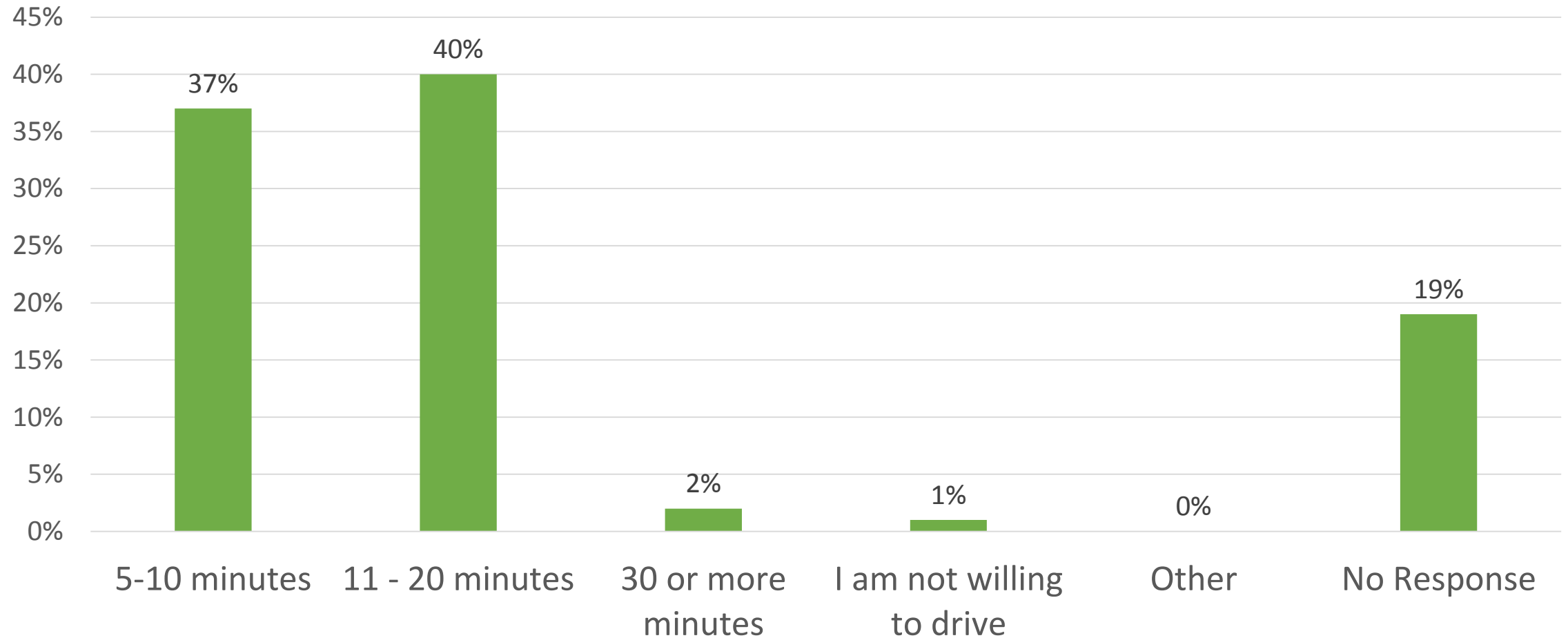
### Two trends:

1. Indoor pool needed/desired
2. Indoor pool opposition, neutrality or acceptable only if financially sustainable

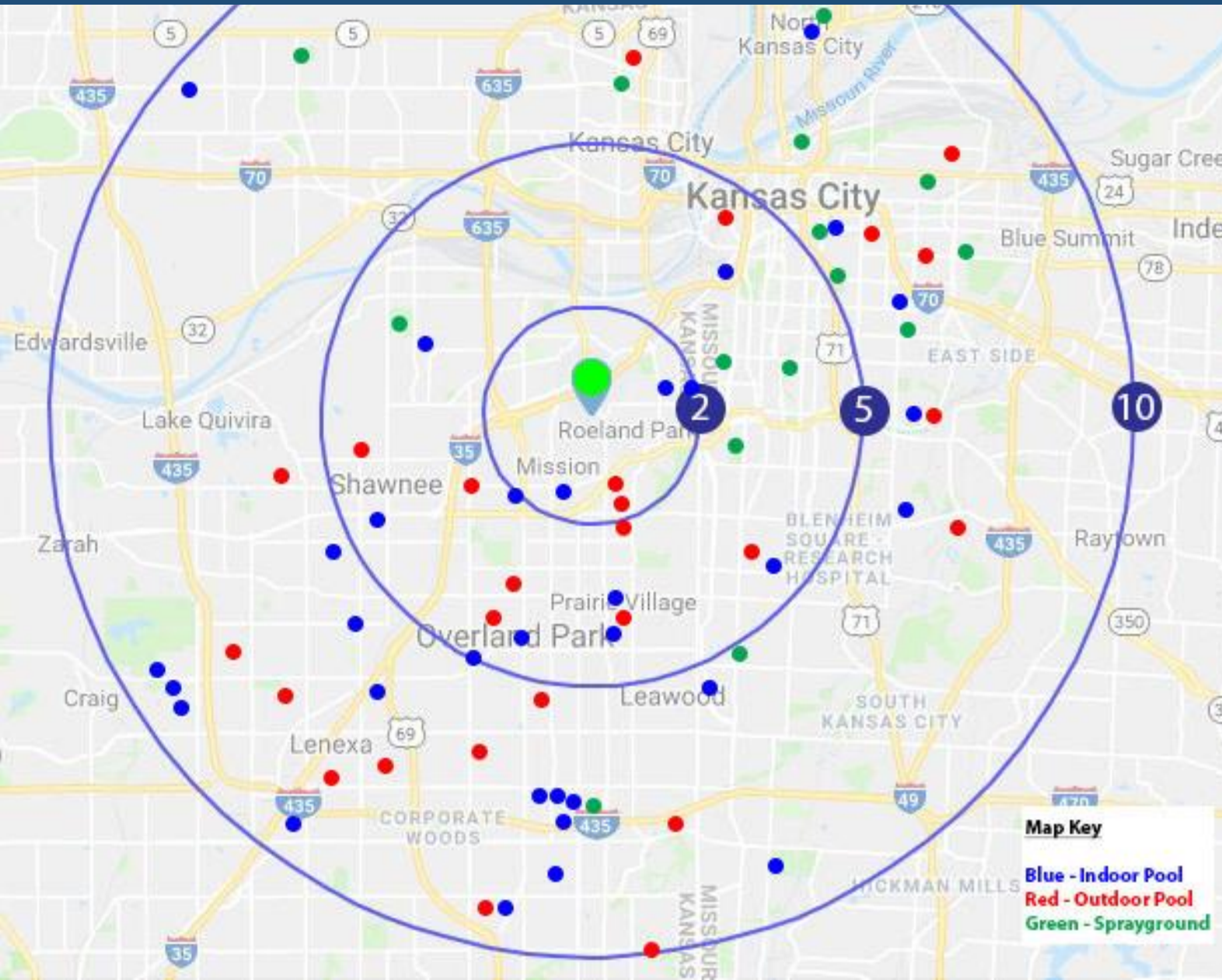


## Market Analysis - Survey

19. **How far** on you **willing to drive** to participate in a swimming activity?



## Market Analysis – Service Area



### Total Facilities: 75

- 0 – City of Roeland Park
- 5 – within 2-mile radius
- 21 – within 5-mile radius
- 49 – within 10-mile radius

### Drive Time:

- 0 – 0 to 4 minutes
- 8 – 5 to 10 minutes
- 59 – 11 to 20 minutes
- 8 – 21 to 29 minutes
- 0 – 30+ minutes

### Types of Facilities:

- 28 – indoor
- 26 – outdoor
- 15 – splashpads
- 5 – indoor/outdoor combination
- 1 – outdoor/splashpad combination

## Metro Area Comparison (2017 - 2018 Data): Outdoor

JOCO Facilities	Pools	Water Area (s.f.)	Est. Pop.	Water (s.f.) per capita	Attendance	Revenue	Expenses	Cost Recovery
<b>8 Total:</b> <i>Fairway</i> <i>Mission</i> <i>Merriam</i> <i>Olathe*</i> <i>Shawnee*</i> <i>Leawood</i> <i>Lenexa*</i> <i>Prairie Village</i>								
	1	14,415	3,957	.35	12,555	\$135,783	\$183,66	54%
	to	to	to	to	to	to	to	to
	4	43,400	135,473	3.16	74,790	\$481,536	\$653,730	80%
			Average	1.14			Average	68%

\*WSA is based on all pools in the system, and Attendance, Revenue and Expenses are based on one pool within the system. Indoor pools not included.

## Metro Area Comparison (2017 - 2018 Data): Outdoor

JOCO Facilities	Pools	Water Area (s.f.)	Est. Pop.	Water (s.f.) per capita	Attendance	Revenue	Expenses	Cost Recovery
<b>8 Total:</b> <i>Fairway</i> <i>Mission</i> <i>Merriam</i> <i>Olathe*</i> <i>Shawnee*</i> <i>Leawood</i> <i>Lenexa*</i> <i>Prairie Village</i>	1 to 4	14,415 to 43,400	3,957 to 135,473	.35 to 3.16	12,555 to 74,790	\$135,783 to \$481,536	\$183,66 to \$653,730	54% to 80%
Average			1.14	Average			68%	
Roeland Park	1	13,603	6,731	2.02	14,280	\$141,252	\$469,131	36%

\*WSA is based on all pools in the system, and Attendance, Revenue and Expenses are based on one pool within the system. Indoor pools not included.

## Metro Area Comparison (2017 - 2018 Data): Outdoor

### All estimated attendance, revenues and expenditures

City	Pools	Water Area (sf)	Est. Pop.	Water (sf) per capita	Attendance	Revenue	Expenses	Cost Recovery
Roeland Park	1	13,603	6,731	2.02	14,280	\$141,252	\$469,131	36%

### Competitive swim team removed from attendance and revenue

City	Pools	Water Area (sf)	Est. Pop.	Water (sf) per capita	Attendance	Revenue	Expenses	Cost Recovery
Roeland Park	1	13,603	6,731	2.02	10,212	\$136,408	\$469,131	29%

- 28% of attendance from competitive swim team
- 3% of revenue from competitive swim team

## Facility Comparison (2017 - 2018 Data): Outdoor

Facilities	Pools	Water Area (s.f.)	Est. Pop.	Water (s.f.) per capita	Attendance	Revenue	Expenses	Cost Recovery
<b>3 Total:</b>								
<i>Kirksville*</i>	1	11,325	2,221	.13	13,173	\$54,000	\$127,610	44%
<i>Lee's Summit</i>	to	to	to	to	To	to	to	to
<i>R7</i>	2	12,900	96,076	.65	31,000	\$312,310	\$424,597	74%
<i>Marceline</i>								
<b>Average</b>				.54				<b>Average</b>
								58%

*\*WSA is based on all pools in the system, and Attendance, Revenue and Expenses are based on one pool within the system.*

*\*\*Averages 2013 – 2015 data .*

## Facility Comparison (2017 - 2018 Data): Outdoor

Facilities	Pools	Water Area (s.f.)	Est. Pop.	Water (s.f.) per capita	Attendance	Revenue	Expenses	Cost Recovery
<b>3 Total:</b>								
<i>Kirksville*</i>	1	11,325	2,221	.13	13,173	\$54,000	\$127,610	44%
<i>Lee's Summit</i>	to	to	to	to	To	to	to	to
<i>R7</i>	2	12,900	96,076	.65	31,000	\$312,310	\$424,597	74%
<i>Marceline</i>								
<b>Average</b>				.54	<b>Average</b>			
Roeland Park**	1	13,603	6,731	2.02 / 1.72	28,161	\$96,571	\$278,821	35%

*\*WSA is based on all pools in the system, and Attendance, Revenue and Expenses are based on one pool within the system.*

*\*\*Averages 2013 – 2015 data .*



## Metro Area Comparison (2017 - 2018 Data): Indoor

### All estimated attendance, revenues and expenditures

City	Pools	Water Area (sf)	Est. Pop.	Water (sf) per capita	Attendance	Revenue	Expenses	Cost Recovery
Roeland Park**	1	13,603	6,731	2.02 / 1.72	28,161	\$96,571	\$278,821	35%

### Competitive swim team removed from attendance and revenue

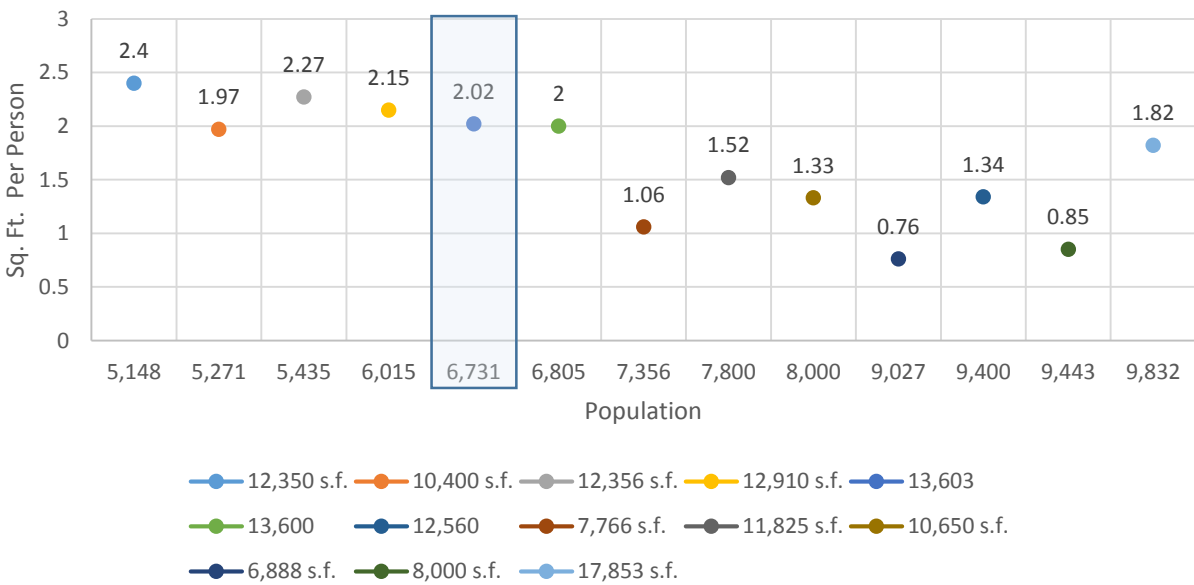
City	Pools	Water Area (sf)	Est. Pop.	Water (sf) per capita	Attendance	Revenue	Expenses	Cost Recovery
Roeland Park**	1	13,603	6,731	2.02 / 1.72	11,460	\$87,164	\$281,725	31%

- 58% of attendance from competitive swim team
- 9% of revenue from competitive swim team

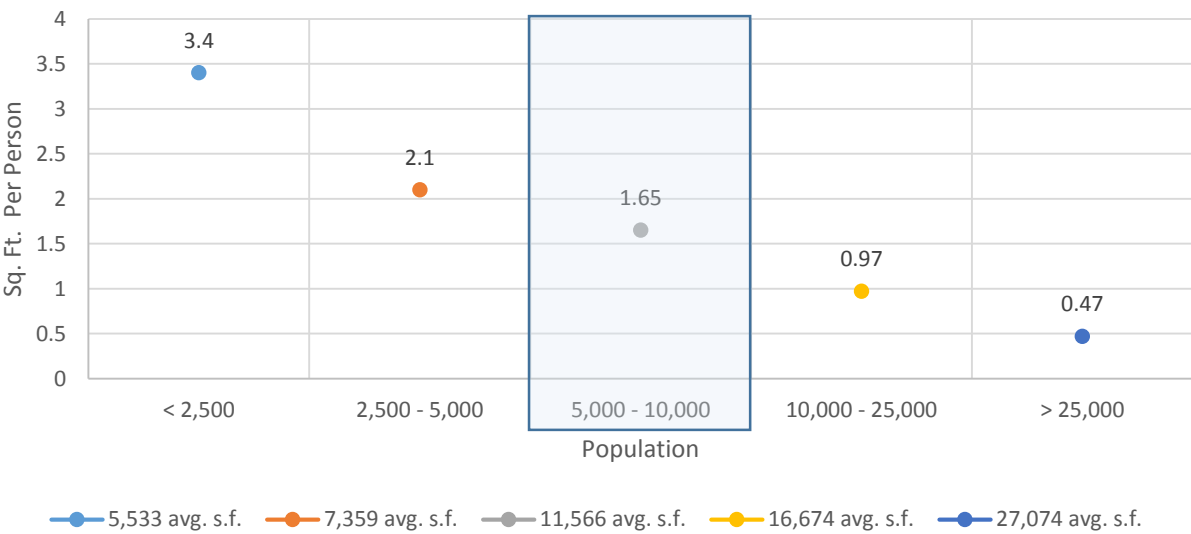
*\*\*Averages 2013 – 2015 data .*

# Case Study Sizes + Average Sizes

Square Feet of Water Surface Area



Average Square Feet of Water Surface Area



## Roeland Park Aquatic Center

Existing water surface area

13,603 s.f.



Est. water surface area

7,673 - 11,106 s.f. (case study WSA avg. – pop. avg.)



**Water surface area is large for community size**

# Alternate Options



# Option 1- Year-Round + dome



## Pool Size (s.f)

- 11,590

## Capital Costs

- Est. Project Cost: \$1M– *(includes \$50,000 for other upgrades, does not include building or additional project costs)*

## Operations

- Expenditures: \$707,000
- Revenue: \$227,000 - \$426,000
- Cost Recovery: 32% - 60%

## Benefits:


- Year-round
- Lower construction cost (than brick and mortar)

## Challenges:

- Capital investment
- Higher utility cost (than brick and mortar)
- Financial sustainability + resident use
- Ongoing maintenance of dome structure + utilities



## Option 2- Year-Round + fixed structure



### Pool Size (s.f.)

- 11,590

### Capital Costs

- Est. Project Cost: \$2.9M - \$4.6M– *(includes \$50,000 for other upgrades, does not include building or additional project costs)*

### Operations

- Expenditures: \$707,000
- Revenue: \$227,000 - \$426,000
- Cost Recovery: \$32% - 60%

### Benefits:

- Year-round
- Lower construction cost (than brick and mortar)

### Challenges:

- Capital investment
- Higher utility cost (than brick and mortar)
- Financial sustainability + resident use



## Option 3- 6-mo. Outdoor Season

### Pool Size (s.f)

- 13,603

### Capital Costs

- Construction: \$0 – *(does not include modification to existing features)*

### Operations

- Expenditures: \$491,000
- Revenue: \$158,000 - \$345,000
- Cost Recovery: 32% - 70%

### Benefits:

- It is what you've always done
- Program participants serviced - rentals

### Challenges:

- Ongoing and increasing maintenance
- Heater costs (est. based on total 90 days use)
- Decreasing attendance = decreasing revenue
- High staffing costs





## Option 4- Summer Season + no upgrades



### Pool Size (s.f.)

- 13,603

### Capital Costs

- Construction: \$0 – *(does not include modification to existing features)*

### Operations

- Expenditures: \$337,7500
- Revenue: \$142,500 - \$237,000
- Cost Recovery: 42% - 70%

### Benefits:

- It is what you've always done

### Challenges:

- Ongoing and increasing maintenance
- Decreasing attendance = decreasing revenue
- High staffing costs




## Option 4a- Summer Season + Basic Upgrades

### Existing




### Upgrades





## Option 4a- Summer Season + Basic Upgrades

### Upgrades




- Water filtrations improvements
- Basic mechanical room improvements
- Shade structures
- Remove sand pit + replace with concrete and shade
- Replace toddler slide to kiddie pool
- In-water bench + shade in zero-depth
- ADA ramp into zero-depth
- ADA chair in deep lap area
- Soften with landscape
- Lighting



# Option 4a- Summer Season + Basic Upgrades

## Upgrades



## Pool Size (s.f.)

- 13,603

## Capital Costs

- Est. Project Cost: \$500,000

## Operations

- Expenditures: \$337,750
- Revenue: \$152,500 - \$237,000
- Cost Recovery: 45% - 70%

## Benefits:

- Reduce maintenance expenditure
- Increase operations efficiency
- Address basic public feedback

## Challenges:

- Capital investment
- High staffing costs
- No year-round swimming




## Option 4b- Summer Season + Family Aquatic Center

### Existing




### Upgrades





## Option 4b- Summer Season + Family Aquatic Center


### Upgrades



- Separate lap and leisure pools
- New mechanical and piping
- Maintain diving + climbing wall and floatables
- Replace & relocate slides
- Add lazy river
- Replace kiddie pool with rentable shade/cabanas
- Sprayground – (use in off season?)
- Lighting

# Option 4b- Summer Season + Family Aquatic Center

## Upgrades



## Pool Size (s.f.)

- 11,000 – 13,000

## Capital Costs

- Est. Project Cost: \$4.7M

## Operations

- Expenditures: \$316,500
- Revenue: \$168,500 - \$222,500
- Cost Recovery: 53% - 70%

## Benefits:

- Increase cost recovery
- Increase operations efficiency
- Address feedback, improve amenities

## Challenges:

- Capital investment
- No year-round swimming



# Summary



## Summary

Option	Revenue	Expenditures	Subsidy	Cost Recovery	Capital Cost
<b>Option 1:</b> year-round + dome	\$227,000 - \$426,000	\$707,000	≤ \$480,000	32% - 60%	\$1M
<b>Option 2:</b> year-round + fixed	\$227,000 - \$426,000	\$707,000	≤ \$480,000	32% - 60%	\$2.9M - \$4.6M
<b>Option 3:</b> 6-mo. season	\$158,000 - \$345,000	\$491,000	≤ \$333,000	32% - 70%	\$0
<b>Option 4:</b> 3-mo + no updates	\$142,500 - \$237,000	\$337,750	≤ \$195,250	42% - 70%	\$0
<b>Option 4a:</b> 3-mo + basic upgrades	\$152,500 - \$237,000	\$337,750	≤ \$185,250	45% - 70%	\$500,000
<b>Option 4b:</b> 3-mo + aquatic center	\$168,500 - \$222,500	\$316,500	≤ \$148,000	53 – 70%	\$4.7M



### Overall themes:

- Community support
- Currently low cost recovery
- Ongoing and increasing maintenance
- Improvements needed (pool, building, ADA)

## Summary

Option	Revenue	Expenditures	Subsidy	Cost Recovery	Capital Cost
<b>Option 1:</b> year-round + dome	\$227,000 - \$426,000	\$707,000	≤ \$480,000	32% - 60%	\$1M
<b>Option 2:</b> year-round + fixed	\$227,000 - \$426,000	\$707,000	≤ \$480,000	32% - 60%	\$2.9M - \$4.6M
<b>Option 3:</b> 6-mo. season	\$158,000 - \$345,000	\$491,000	≤ \$333,000	32% - 70%	\$0
<b>Option 4:</b> 3-mo + no updates	\$142,500 - \$237,000	\$337,750	≤ \$195,250	42% - 70%	\$0
<b>Option 4a:</b> 3-mo + basic upgrades	\$152,500 - \$237,000	\$337,750	≤ \$185,250	45% - 70%	\$500,000
<b>Option 4b:</b> 3-mo + aquatic center	\$168,500 - \$222,500	\$316,500	≤ \$148,000	53 – 70%	\$4.7M



### Priorities in options:

- Service leisure and fitness
- Improve cost recovery
- Evaluate ongoing maintenance versus capital improvements



An aerial photograph of a large outdoor swimming pool complex. The main pool is rectangular with multiple lanes marked by dark blue lines. To the left of the main pool is a smaller pool with a white, winding water slide. The pool is surrounded by a concrete deck with lounge chairs and a paved walkway. Trees and a building are visible in the background.

**Thank you**

**Questions**





---

# ROELAND PARK AQUATIC CENTER

---

Feasibility and Operational Study November 2018



waters edge  
AQUATIC DESIGN



JOHNSON COUNTY  
Park & Recreation  
District



sfsarchitecture

---

## Table of Contents

Executive Summary .....	2
Existing Aquatic Center Assessment .....	5
Market Analysis & Benchmarking .....	19
Public Engagement .....	33
Alternative Options & Operations .....	55
Marketing Strategy .....	63
Alternative Funding .....	65
Transition Plan .....	66
Opinions .....	68
Appendix.....	68

## Executive Summary

### Project background and scope

The City of Roeland Park and Johnson County Parks and Recreation Department (JCPRD) have had a long-standing joint-funding agreement in regards to the operation of the Roeland Park Aquatic Center. The interlocal agreement expires in May of 2019, and in preparation, the City of Roeland Park conducted a feasibility and operational study to determine the long-term needs and options for the Roeland Park Aquatic Center.

This study consists of evaluation of the physical condition, operability of its systems, market review, operational assessment, participation and program analysis, options for long term operations and community input.

### Project team

The project team for this study included representatives from the following agencies:

**The City of Roeland Park**

City Administrator, Keith Moody

**Roeland Park Aquatics Advisory Committee**

City of Roeland Park Council Members

Claudia McCormack, Jim Kelly, Tom Madigan, and Johnson County Parks and Recreation representatives, Rhonda Pollard, Marshall McKinney, Jim Wilson, and Leslee Rivarola.

**Johnson County Parks and Recreation District**

Shannon Plueger, Jeremy Hight

**Waters Edge Aquatic Design**

Lauren Ozburn and Dave Schwartz

**SFS Architecture**

Brian Garvey and Justin Roth

### Existing facility

The Roeland Park Aquatic Center opened in 1997, with a main pool that includes four 50-meter lap lanes made available by a movable bulkhead, and 10, 25-yard lanes by 10, 25-meter lanes, with a 1-meter and 3-meter diving boards. The facility also includes zero-depth, wading pool, vortex pool, two large slides with a separate catch pool. During construction, an inflatable dome structure was added by the District allowing for swimming year-round.

Over the last four years, the facility has experienced ongoing maintenance challenges and increasing expenditures related to the pool systems and structures. In the fall of 2017, the dome sustained catastrophic damage from a storm and was not replaced. In 2018, the Roeland Park Aquatic Center operated as a summer-only facility.

The Roeland Park Aquatic Center has had an increasing subsidy over the last four years, and will continue to see a high-level subsidy with the facility as-is.

## Existing Aquatic Center Assessment

The Roeland Park Aquatic Center was visually assessed by Waters Edge Aquatic Design for the pool, and SFS Architecture for the building. Overall, the facility is in good condition, with needed improvements throughout the facility. Improvements include water treatment and mechanical systems, ADA accessibility, safety related hazards, corrosion, wood degradation and aging on buildings, ventilation throughout the facility, insulation and other items. Additionally, SFS Architecture provided a preliminary concept for updates to the Men's restroom to become compliant under Article 12 Non-Discrimination Code, along with color palate suggestions to update the buildings.

The Roeland Park Aquatic Center offers membership and daily admission, nine programs to participate in, and employs 14 different positions to operate the facility. Since 2013, revenues have ranged from \$141,252 - \$245,694, and expenditures have ranged from \$469,131.22 - \$659,145.95. In 2018, cost recovery was at 36%, with estimated attendance of 14,280 visitors. 35% of visitors were Roeland Park residents and 44% of visitors were attending with a program.

## Market Analysis & Benchmarking

An inventory of facilities within the service area show that there are 75 aquatic venues within a 10-mile radius, and 67 of those facilities falling in a 5-minute to 20-minute drive time from the Roeland Park Aquatic Center.

In comparison to benchmarked facilities, the Roeland Park Aquatic Center is large in comparison to the City's population. The outdoor pool revenues per visit are higher than average, and cost recovery at 36%. This suggests that a focus on controlling expenditures is a priority. The indoor pool revenues are substantially lower per visit than average, and cost recovery at 35%. This suggests that a focus on increasing revenues is a priority.

## Public Engagement

Feedback and participation throughout the open house, user group meetings, online surveys and comments suggest there is strong support for the Roeland Park Aquatic Center. Location of the facility was the most important element when deciding where to swim, and fees ranked the highest in satisfaction. Features of interest include 25-meter/yard swimming, zero-depth, 50-meter swimming, toddler features and a lazy river. Amenities that are frequently utilized include zero-depth, deep water, lap lanes, and slides. The areas consistently ranking of lower importance or interest include the sand pit, kiddie pool and vortex pools.

48% of survey respondents report attending for general open swimming and 31% attend for lap swimming. 32% have a need for summer only swimming, 9% have a need for year-round indoor swimming, and 41% have a need for both indoor and outdoor swimming. There are generally two major opinions regarding the indoor pool option. Those include that the indoor pool is needed and desired, and the other is more neutral or opposed due to financial implications and sustainability. The first is more closely associated with fitness and competitive swimming and the second is more closely associated with the general public and leisure users.

## Alternative Options & Operations

A total of six alternative options were explored in relation to this study to compare feasibility and operating projections. Those options include:

1. Option 1: Year-round + dome
2. Option 2: Year-round + fixed structure
3. Option 3: 6-months + no cover
4. Option 4: 3-months (summer) season + no cover
5. Option 4a: 3-months (summer) season + basic upgrades
6. Option 4b: 3-months (summer) season + family aquatic center

There is a clear delineation in subsidy levels between Options 1, 2, and 3 versus Options 4, 4a, and 4b, with a lower subsidy amount in total dollars for options 4, 4a and 4b. Cost recovery for each option ranges anywhere from 32% - 70%, and project capital costs range from \$0 to \$4.7 million. Options 1, 2, 4a and 4b require capital investments, while Options 3 and 4 do not.

## Opinions

Throughout the study, several themes emerged regarding the Roeland Park Aquatic Center. Options that can operate at a lower subsidy level while servicing both leisure and fitness users is a priority. The amount of subsidy the City is willing to provide will guide the future of selecting a preferred Option, however the explored Options that offer a 3-month outdoor operation fall in line with the themes listed above and combine considerations from both a fiscal and service perspective.



# Existing Aquatic Center Assessment

## Introduction

To understand the existing conditions of the Roeland Park Aquatic Center visual assessments and facility walk-throughs were conducted as a part of this study. The following sections summarize the findings of those assessments, focusing on a physical assessment of the pool, pool systems and buildings, along with an operational assessment.

## Physical Assessment

Constructed in 1996 – 1997 and opening in Fall of 2017, the existing Aquatic Center is comprised of three outdoor seasonal pools, and one pool that has recently converted to a seasonal pool that had previously been operated with an air-supported dome structure after the summer season. Those pools include the kiddie pool, vortex pool, slide catch pool, and main pool respectively. Two building structures are on site, including the administrative, concessions, and bathhouse, and the mechanical building. Parking is located to the west, and is shared with the Roeland Park Community Center.

A full ADA review was not conducted as a part of the scope of this study, however visible and known ADA recommendations were included where appropriate.

### *Pool and Pool Systems*

Waters Edge Aquatic Design performed a walk-through and visual assessment of the pool and pool systems at the Roeland Park Aquatic Center on July 16, 2018. The full assessment report is included in the Appendix. The scope of the evaluation included:

- Visual assessment and documentation of existing conditions of pools, pool structures, systems and equipment
- Confirm bather load

### **Summary findings include:**

- Visual assessment
  - Pool basin is in good condition
  - Immediate recommendations and long-term recommendations
  - Some mechanical and water treatment improvements are recommended
  - ADA access to the main pool, vortex pool and kiddie pool is not compliant
  - Light poles have failed and should be replaced if night swimming is desired
  - Autofill is not functional
  - Pressure gauges and flow meters not functional
  - Trip and safety hazards in the deck from the previous dome track and electrical junction boxes
  - Corroded hardware in the filter room, chemical room and slide structure
- Square footage and bather load
  - While analyzing bathroom fixture counts, bather load was evaluated. It was discovered that the total square footage of the pool listed in the Engineered Plans is 15,063 s.f. Waters Edge calculated the total square footage to be 13,063 s.f. The maximum bather load was calculated to be 738 total patrons. To be compliant with Johnson County Health and Environment Code, the Aquatics Advisory Committee approved to lower the bather

---

load to 450 to be compliant with fixture count. *See Appendix for Roeland Park-Patron Load and Plumbing Facility Calculations.*

### *Buildings*

SFS Architecture performed a walk-through of the building structures at the Roeland Park Aquatic Center on October 1, 2018. The full assessment report is included in the Appendix. The scope of the evaluation included:

- Reviewed existing conditions and provided comments on compliance strategies to meet the Article 12 Discrimination Code adopted by the City of Roeland Park.
- Visual assessment and documentation of existing conditions of the administration/concession building, bathhouse and mechanical buildings
- Conceptual interior and exterior paint color options to update the aesthetic

### **Summary findings include:**

- Article 12 Discrimination Code Review
  - Men's restroom does not meet Article 12 of the City's Discrimination Code
  - In order to address Article 12, Waters Edge prepared a bather load and fixture count to verify compliance with code, and SFS created a concept for modification to the Men's restroom utilizing those findings and existing fixture counts
- Visual assessment
  - Ventilation in locker rooms, pump room, chemical room and electrical room improvements recommended
  - Corrosion throughout pump room, including stairway angle support and pipe-support structures
  - Loose batt insulation in the pump room and concession area
  - Wood louvers, soffits and fascia show signs of damage and age
  - Gutter damage, aged caulking and delaminating paint
  - Degradation to wood trim
  - Tuck pointing on exterior masonry walls recommended
  - General main corridor maintenance items
  - Administration and concession flooring showing signs of age
- Conceptual color options

### Previous Facility Improvement Plan – 2008

Current findings are consistent with some of the items noted in the 2008 Facility Improvement Plan, although many items have been addressed or are no longer applicable. Issues identified in that plan include, but are not limited to:

- Safety Issues
  - Pace clock and electrical fan in close proximity to the water – *Not observed*
  - Corrosion on electrical panels
  - Dome light power port locations
  - Reinforce dome lights – *Not applicable*
  - Diving board non-slip properties showing signs of wear – *Not observed*
- Capital Improvements Plan (in order of importance as identified in the Plan)
  - Compliance with Virginia Graeme Baker Pool and Spa Safety Act - *Complete*
  - Reconfigure power ports for dome lighting to meet NEC code – *Not observed*
  - Repair filters and replace filter media as needed
  - Install exhaust fans in filter building
  - Remove sand area
  - Recoat corroded areas of permanent light poles
  - Reinforce dome light anchoring – *Not applicable*
  - Recoat the pool shell – *Complete*
  - Replace damaged rain gutters on buildings
  - Repair dome liner – *Not applicable*
  - Repair building trim and flashing
  - Replace bathhouse counters – *Not observed*
- Routine Maintenance
- Unscheduled Maintenance

Facility Improvement Plan (Revised December 2008)		
The Roeland Park Aquatic Center is in satisfactory condition. To date, nearly all the systems within the facility are in working order. The staff has worked hard to maintain the facility through repairs and scheduled maintenance. These preventative maintenance practices will protect the facility's operating life, and help minimize the magnitude of future issues by identifying them before they progress.		
While all the systems are functioning, there are areas that require attention from facility staff. Each concerning area detailed within the report was evaluated based on:		
<ul style="list-style-type: none"> <li>• Safety implications</li> <li>• Current operating status</li> <li>• Importance of the component with respect to the entire facility</li> <li>• Life expectancy.</li> </ul>		
Safety Issues		
The top concern for any aquatic center should be safety. Below are the current safety issues for the Roeland Park facility. Some of the items need timely attention to ensure a safe facility. Some are issues that will arise due to normal decline and wear, for example, the trench drain tile and the diving board surfaces.		
Item	Concern	Resolution
Electrical equipment in pool area	A timer (pace) clock and electrical fan are in close proximity to the water	Needs to meet NEC Article 680.7 (see Electrical Report)
Electrical panels	Corrosion has formed making	Need to be replaced with NEMA 4X (see Electrical Report)
Dome lights	Power port location	The power port needs to be configured to meet NEC codes (see Electrical Report)
Dome lights structure	The current configuration is not rigid enough, and length of the pole makes it possible for a pole to collapse close, if not into, the pool.	Poles should be reinforced for more rigidity.
Diving Boards	The surfaces are starting to show signs of wear. Over time they will lose their "non-slip" properties.	Should be resurfaced by the manufacturer in 4-5 years.

2008 Facility Improvement Plan

## Operational Assessment

Understanding where and why the Roeland Park Aquatic Center is in its current operational condition, and taking inventory of current offerings and business practices, can be used to identify service strengths, gaps and for making educated decisions.

### Schedule and Hours of Operation

The Roeland Park Aquatic Center currently operates for the summer season from the Saturday before Memorial Day through the end of September. From opening in 1997 through the spring of 2017, the aquatic center operated with the dome enclosure from approximately October/November through April/May. The dome was taken down during the summer season. In the Fall of 2017, the dome sustained irreparable damage and caused the facility to close until Memorial Day weekend 2018.

In 2018, the schedule initially was published as having an operating season from Saturday, May 26, 2018 – Sunday, August 12, 2018. After public input and comments received from users, the season for general

open swimming was extended to an adapted season of Labor Day (Monday, September 2, 2018) with super adapted hours for the Blazers Swim Team, Masters swimming and lap swimming through September 30, 2018. With the first year of operating as a seasonal/summer outdoor facility, the following schedule was implemented.

Regular Season: May 26 – August 12, 2018

▪ Open swim	Monday – Saturday	Noon – 7 p.m.
	Sunday	Noon – 6 p.m.
▪ Concessions	Daily	Noon – close
▪ Blazers (rental)	Monday – Friday	7 – 8:30 a.m.
	Saturday	7 – 10 a.m.
▪ Stingrays Swim Team	Monday – Friday	8:30 – 12 p.m.
	Thursday (host 2-3 total competitive meet)	
	Saturday (host 2-3 total pre-competitive meets)	
▪ Masters swimming	Tuesday, Wednesday, Thursday	5:30 – 7 a.m.
	Saturday	10 – 11:30 a.m.
▪ Lap swimming	Monday – Thursday	6 a.m. – 7 p.m.
	Friday – Saturday	12 – 7 p.m.
	Sunday	12 – 6 p.m.
▪ Swimming lessons	Monday – Thursday	9 – 11:15 a.m.
	Monday – Thursday	5 – 6:45 p.m.
▪ Water fitness	Monday – Thursday	10 – 11 a.m.
	Monday – Thursday	5 – 6 p.m.
	Monday & Wednesday	6 – 7 p.m.
	Saturday	9:30 – 11:30 a.m.
▪ Water Polo	Thursday	7:30 – 9 p.m.
▪ Lifeguard Training	Friday	9 – 11 a.m.

Adapted Season: August 13 – September 2, 2018

▪ Open swim	Saturday	Noon – 5 p.m.
	Sunday	Noon – 4 p.m.
▪ Concessions	While open	
▪ Lap swimming	Monday – Friday	4 – 7 p.m.
	Saturday	7 a.m. – 5 p.m.
	Sunday	10 a.m. – 4 p.m.
▪ Blazers (rental)	Monday – Friday	7 – 8:30 a.m.
	Saturday	7 – 10 a.m.

Super Adapted Season:

*September 3 – 15, 2018*

▪ Lap swimming	Monday – Friday	4 – 7 p.m.
	Saturday	7 a.m. – 1 p.m.

*September 16 – 30, 2018*

▪ Lap swimming	Monday – Friday	4 – 6:30 p.m.
----------------	-----------------	---------------

Prior to the removal of the dome in the fall of 2017, the indoor hours were:

2013– 2016:

▪ Open swim	Monday – Thursday	Noon – 4:30 p.m.
	Friday	Noon – 4 p.m.
	Saturday	Noon – 5 p.m.
▪ Lap swimming	Monday – Thursday	6 a.m. – 4:30 p.m. 3 – 4:30 p.m. (limited lap lanes) 7 – 9 p.m.
	Friday	6 a.m. – 4 p.m.
	Saturday	Noon – 5 p.m.
	Sunday	Noon – 4 p.m.

2017:

▪ Open swim	Monday – Friday	Noon – 1:30 p.m.
	Saturday	Noon – 4 p.m.
▪ Lap swimming	Monday – Thursday	6 a.m. – 1:30 p.m. 7 – 9 p.m.
	Friday	6 a.m. – 1:30 p.m.
	Saturday	Noon – 4 p.m.
	Sunday	Noon – 1:30 p.m.

**Programs**

Activities and programs provide services for a variety of pool users. Some programs require pre-registration into a class, others occur at regularly scheduled times or via a pool rental.

- **Lifeguard Training** – teach, train and certify potential lifeguard candidates for both the facility, other county facilities and the general public seeking certifications for other agencies. Pre-registration required.
- **Swimming lessons** – teach swimming skills to participants of all ages and abilities. Pre-registration required.
  - Parent & Tot (6 months to 2.5 years) – water orientation
  - Aqua Tot (2.5 – 5 years) – exploration and water safety
  - Novice – beginning & basic swimming skills
  - Advanced Novice – skill refinement
  - Intermediate – stroke refinement and endurance
- **Aqua fitness** – in-water fitness programs for adults. Pre-registration required.
  - Aqua Bliss: deep water
  - Aquacise: shallow water
- **Stingrays Swim Team** – City’s youth recreational swim team that participates in the Johnson County Swim and Dive League (JCSDL), which is comprised of three individual categories for practice and competition. Pre-registration required.
  - Pre-competitive (6 – 8 years)

- Competitive (7 – 18 years)
  - **Lap swimming** – schedule time for lap swimming, but does not require pre-registration.
  - **Master swimming** – A JCPRD adult program for competitive swimming practice, but does not require pre-registration.
  - **Blazers Swim Team** – A JCPRD youth competitive swim team that rents lanes for practice.
  - **KC Water Polo** – A JCPRD adult program for practice, utilizing lane space at a pre-determined time while the pool is not in use.
  - **Pool parties/birthdays** – Pool parties are rented under the Roeland Park Community Center, including a room rental for food and presents.

### Staff

All positions hired to operate the Roeland Park Aquatic Center are employed by JCPRD. The facility utilizes 14 direct staff positions to operate the facility, as listed below. Indirect positions, such as administrative, human resources, legal, communications, and information technology are not included but offer services that are utilized in relation to the operation of the Roeland Park Aquatic Center. Most non-exempt positions are eligible for a \$.25/hr. annual increase in pay (excluding the Aquatic Leader). *See Appendix for job descriptions. \*At least one supervisor will hold AFO or CPO certification, and Lifeguard Instructor certification.*

**Aquatic Manager** – Supervisor, Direct and organize staff, programs, facilities and operations for the Aquatic Department of the Johnson County Parks and Recreation District

Total: 1                      Certifications\*:                      Pay Scale: Included in internal transfer expenditures

**Aquatic Specialist** – Supervisor

Total: 1                      Certifications\*:                      Pay Scale: \$23.51 - \$35.27/hr.

**Aquatic Leader** – Supervisor

Total: 1                      Certifications\*:                      Pay Scale: \$18.27 - \$24.72/hr.

**Maintenance Supervisor** – Facility maintenance and upkeep, including chemical operations, pump systems and equipment maintenance checks

Total: 1                      Certifications: AFO/CPO (*preferred*) Pay Scale: \$20.03 - \$27.10/hr.

**Shift Lead** – Supervisor, assist in overseeing the swimming operation, including opening and closing the facility, chemical testing, general facility supervision and day-to-day lifeguard management

Total: TBD                      Certifications\*: Lifeguard                      Pay Scale: \$10 - \$13/hr.

**Lifeguard** – Monitors swimming activities to prevent accidents and provide assistance to swimmers

Total: approx. 65                      Certifications: Lifeguard                      Pay Scale: \$9 - \$10/hr. (*increase from 2018, which was \$8.50 - \$9.50*)

**Front Desk Attendant** – Provides customer service and method of entry collections, program and membership sales, answers phones, assists in daily deposits

Total: approx. 6                      Certifications: N/A                      Pay Scale: \$7.5 - \$8.5/hr.



**Concession Attendant** – Serve customers at the concession stand, food preparation, cleaning duties, and assists with daily deposits

Total: approx. 6

Certifications: N/A

Pay Scale: \$8 - \$10/hr.

**Swim Lesson Lead** – Assists in running the Group Swim Lesson program, oversees lessons and communicates with participants and parents.

Total: 1-2

Certifications: CPR, First Aid

Pay Scale: \$11 - \$14/hr.

**Swim Lesson Instructor** – Teachers swimming for youth and adult patrons, and/or specialty classes, keeps class records, communicates with participants and monitors skills

Total: 15

Certifications: CPR, First Aid

Pay Scale: \$10 - \$13/hr.

**Stingrays Head Coach** – Manages the Roeland Park Stingrays Swim Team, prepares workouts, communicates with participants, hosts swim meets, and general team management and coaching (*utilized full-time Blazers coach in 2017 and 2018*)

Total: 1

Certifications: CPR, First Aid

Pay Scale: \$22.35 – 30.24/hr.

**Stingrays Coach** – Assist with running the Roeland Park Stingrays Swim Team, attend swim meets, oversee practice, teach and demonstrate swim strokes

Total: 1

Certifications: CPR, First Aid

Pay Scale: \$12 - \$13/hr.

**Stingrays Assistant Coach** – Assist with running the Roeland Park Stingrays Swim Team, attend swim meets, oversee practice, teach and demonstrate swim strokes

Total: contingent on number of participants

Certifications: CPR, First Aid

Pay Scale: \$10 - \$13/hr.

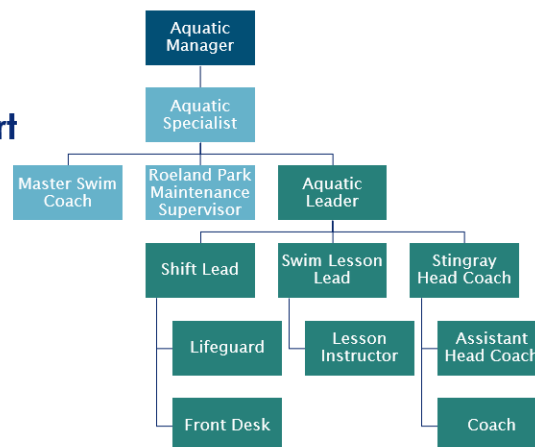
**Water Exercise Instructor** – teaches and instructs aquatic exercise programs, keeps class records, communicates with participants, and attends annual in-service training.

Total: 1-2

Certifications: CPR, First Aid and trade specific certs.

Pay Scale: \$15.50 - \$17/hr.

## Roeland Park Aquatic Center Organization Chart



JCPRD Sample Organizational Chart. Note: The Roeland Park Maintenance Supervisor is supervised by Roeland Park Community Center Specialist, and the Concession Attendant is not listed and is supervised by the JCPRD Concession Manager.

## Technology

Technology is integral to the operations of the Roeland Park Aquatic Center, for internal and external tasks. Those primary systems utilized include:

### City owned and/or operated

- City website
- City Facebook page
- NextDoor app

### JCPRD owned and/or operated

- Whentowork.com – employee scheduling
- Perfect Mind –registrations and sales
- My JCPRD magazine – printed publication
- JCPRD website
- JCPRD Facebook page
- Roeland Park Aquatic Center Facebook page
- Roeland Park Stingrays Swim Team Facebook page
- Team Unify – Stingrays Swim Team management
- JCPRD press releases

## Budget

The annual budget is broken down into Accounts and Function Code; the Account refers to the type of revenue or expenditure on a high level, with the Function code serving as the more detailed reference. Revenues are broken down into two main categories, Charges for Services (Program Fees, Internal Program Revenue, Concession Revenue, Participation Fees and several other smaller Accounts) and Other Revenue (Facility Rentals, Reimbursement and several other smaller Accounts). Expenditures are broken down into three categories, Personnel Services, Contractual Services, Materials & Supplies, and several additional smaller Accounts. *See the Appendix for detailed budget trending and Account and Function history and descriptions.*

There are several areas of note to best understand the budget. The current budget includes auxiliary service codes and charges for areas such as Human Resources, I.T., Registration and Recreation Administration, referred to as "Internal Transfers". These expenditures are calculated using a percentage of estimated time attributed to the Roeland Park Aquatic Center and are assessed according to that estimate; these expenditures are not directly attributed to the facility. Expenditure Account 520272 Internal Contractual Services is one of these Accounts. Expenditure Account 500020 Full-Time Salaries & Wages includes expenditures for the Aquatic Manager, Aquatic Specialist and Maintenance Supervisor; these expenditures are also calculated using a percentage of estimated time attributed to the Roeland Park Aquatic Center and are not directly attributed to the facility. Additionally, Revenue Account 480140 Reimbursement is the account used to code revenue from City payments to the District under the existing operating agreement.

The total Actual budget for the Roeland Park Aquatic Center has varied since 2016 due to indoor season closures and maintenance challenges that ended in offering an outdoor season only in 2018; there was not an indoor season past October 2017. From 2016 to 2018 an increase in expenditures related to unscheduled maintenance facility improvements was assessed.

	Revenue	Expenditure	Season Notes
2013	\$232,960.81	\$622,78.21	Typical indoor/outdoor season
2014	\$236,823.73	\$659,145.95	Typical indoor/outdoor season
2015	\$245,694	\$616,746.13	Typical indoor/outdoor season
2016	\$221,017.70	\$573,095.01	Typical indoor/outdoor season + dome heater/blower damage
2017	\$197,442.81	\$570,621.42	Indoor season: Jan. – May Outdoor Season: June – September Indoor Season: October + dome damage
2018	\$141,252.25	\$469,131.22	First outdoor only season

The table below demonstrates trends among the key Revenue Accounts:

	Rev: Program Fees	Rev: Concessions	Rev: Participation Fees
2013	\$59,042.06	\$13,278.02	\$145,576.14
2014	\$59,836.82	\$12,612.62	\$145,968.22
2015	\$55,638	\$10,326	\$152,261
2016	\$44,803.18	\$12,535.60	\$139,458.24
2017	\$37,081.44	\$14,579.27	\$121,962.44
2018	\$20,134.48	\$10,694.68	\$94,737.86

The table below demonstrates trends among the key Expenditure Accounts:

	Exp: Personnel	Exp: Contractual	Exp: Materials/Supplies
2013	\$279,108.39	\$284,067.72	\$58,227.94
2014	\$357,972.43	\$221,924.14	\$77,791.32
2015	\$344,363	\$200,463	\$66,766
2016	\$307,608.28	\$197,226.34	\$66,745.31
2017	\$325,406.54	\$192,163	\$51,502.06
2018	\$223,537.51	\$139,565.39	\$46,608.67

Since 2015, subsidy has incrementally increased, with a decrease in total cost recovery. In the field of aquatics, auxiliary services, such as Human Resources, IT, Administrative costs, larger maintenance items and utilities may or may not be included in expenditures attributed to the facility; this is an important item of note because costs associated with services are substantial. Due to this, cost recovery was analyzed removing the costs attributed to Full-Time Salaries & Wages and Internal Contractual Services noted in the Roeland Park Aquatic Center budget.

	<b>Subsidy</b>	<b>Cost Recovery</b> <i>Total</i>	<b>Cost Recovery</b> <i>Internal Transfers not included</i>
<b>2013</b>	63%	37%	43%
<b>2014</b>	64%	36%	43%
<b>2015</b>	60%	40%	47%
<b>2016</b>	61%	39%	44%
<b>2017</b>	65%	35%	41%
<b>2018</b>	69%	30%	36%
<b>Avg. '17 – '18</b>	67%	33%	38.5%

### Attendance

Annual attendance is derived from both electronic tracking and estimation. Attendance has been calculated separately for indoor and outdoor seasons. Attendance includes daily admission, memberships visits and program participation.

Total annual attendance has steadily declined from 2014 to 2018. From 2014 – 2016, more than half of attendance was attributed to the indoor operation; in 2017 only a third of attendance was attributed to the indoor pool.

	<b>Total Attendance</b>	<b>Indoor</b>	<b>Outdoor</b>	<b>% Total Indoor</b>	<b>% Total Outdoor</b>
<b>2013</b>	Not available	Not available	Not available	Not available	Not available
<b>2014</b>	53,493	27,535	25,958	51%	49%
<b>2015</b>	52,958	28,786	24,172	54%	46%
<b>2016</b>	49,897	27,023	22,874	54%	46%
<b>2017</b>	33,130	10,938	22,192	33%	67%
<b>2018</b>	14,280	0	14,280	0	100%
<b>Avg. '17 – '18</b>	N/A	N/A	18,236	N/A	N/A

To understand who utilizes the facility, attendance was broken down into percentage of total attendance from Roeland Park Residents, Johnson County Residents and Non-Residents. The indoor season was predominantly utilized by Johnson County Residents, followed by Non-Residents; attendance attributed to Roeland Park Residents falls under 10% of the total. The outdoor season was mostly utilized by Johnson County Residents, with Roeland Park Residents and Non-Residents falling in a similar percentage range.

	Indoor			Outdoor		
	RP Res	JOCO Res	NonRes	RP Res	JOCO Res	NonRes
<b>2013</b>	Not available	Not available	Not available	Not available	Not available	Not available
<b>2014</b>	9%	69%	22%	28%	53%	19%
<b>2015</b>	8%	69%	23%	25%	50%	25%
<b>2016</b>	9%	72%	20%	29%	45%	26%
<b>2017</b>	9%	81%	10%	19%	67%	14%
<b>2018</b>	0	0	0	35%	16%	49%
<b>Avg. '17 – '18</b>	N/A	N/A	N/A	27%	41.5%	31.5%

The table below demonstrates the breakdown of the percentage of attendance attributed to programs, such as swim lessons and competitive swim team. The indoor season has predominately been utilized by participants from programs, while the outdoor pool utilization is made up of a third to under a half by participants from programs.

	% Program Attendance Indoor	% Program Attendance Outdoor
<b>2013</b>	Not available	Not available
<b>2014</b>	74%	35%
<b>2015</b>	72%	33%
<b>2016</b>	74%	33%
<b>2017</b>	73%	35%
<b>2018</b>	N/A	44%
<b>Avg.</b>	73%	36%

## Sales

Sales for individual memberships, daily admission and programs are predominately tracked via the Revenue Account. Registration software reporting is not available for most years due to the change of both financial and registration software recently changing. The tables below are pulled from existing reports.

Membership - RP Resident	2013	2014	2015	2016	2017	2018 Count and Revenue	
Membership - Individual	N/A	13	17	15	N/A	29	\$344.58
Membership - Family		424	484	276		72	\$1,293.54
Membership - 60+		-	-	-		10	\$191.86
Super Pass Membership - Individual		-	-	-		6	\$152.97
Super Pass Membership - Family		-	-	-		114	\$3,386.53
Super Pass Membership - 60+		-	-	-		1	\$6.84
Super Pass Membership - Family, Employee		-	-	-		1	\$39.43
<b>Total:</b>		<b>437</b>	<b>501</b>	<b>291</b>		<b>233</b>	<b>\$5,415.75</b>

Membership - Non-Resident	2013	2014	2015	2016	2017	2018 Count and Revenue	
Membership - Individual	N/A	20	19	15	N/A	22	\$669.85
Membership - Family		693	705	442		53	\$2,653.61
Membership - 60+		-	-	-		13	\$271.22
Super Pass Membership - Individual		-	-	-		0	\$0.00
Super Pass Membership - Family		-	-	-		17	\$1,003.01
Super Pass Membership -60+		-	-	-		1	\$5.53
<b>Total:</b>		<b>713</b>	<b>724</b>	<b>457</b>		<b>106</b>	<b>\$4,603.22</b>

Membership - Additional Member	2013	2014	2015	2016	2017	2018 Count and Revenue	
Membership - Additional Member	N/A	N/A	N/A	N/A	N/A	2	\$10.00
Super Pass Membership - Additional Member						5	\$75.00
<b>Total:</b>						<b>7</b>	<b>\$85.00</b>

Membership number totals may reflect the total number of persons registered under the membership and not the total number of memberships themselves. Memberships from 2014 - 2016 combine JOCO Resident and Non-Resident into the Non-Resident count.



Daily Admission - RP Resident	2013	2014	2015	2016	2017	2018 Count and Revenue	
Daily Admission - WalkIn 60+	N/A	N/A	N/A	N/A	N/A	56	\$308.00
Daily Admission - Individual						1463	\$8,826.00
Daily Admission - 2&Under						37	\$0.00
<b>Total:</b>						<b>1596</b>	<b>\$9,134.00</b>

Daily Admission - JOCO Resident	2013	2014	2015	2016	2017	2018 Count and Revenue	
Daily Admission - Walkin 60+	N/A	N/A	N/A	N/A	N/A	18	\$117.00
Daily Admission - Individual						732	\$5,236.00
Daily Admission - 2&Under						6	\$0.00
<b>Total:</b>						<b>756</b>	<b>\$5,353.00</b>

Daily Admission - NonResident	2013	2014	2015	2016	2017	2018 Count and Revenue	
Daily Admission - WalkIn 60+	N/A	N/A	N/A	N/A	N/A	29	\$217.50
Daily Admission - Individual						2174	\$17,448.00
Daily Admission - 2&Under						40	\$0.00
<b>Total:</b>						<b>2243</b>	<b>\$17,665.50</b>

General Activities/Programs	2013	2014	2015	2016	2017	2018 Count and Revenue	
Group Swim Lessons: Parent & Tot	N/A	All programs calculated together			N/A	20	\$921.75
Group Swim Lessons: Aqua Tot						93	\$4,525.50
Group Swim Lessons: Intermediate						4	\$186.00
Group Swim Lessons: Novice						59	\$3,342.00
Group Swim Lessons: Advanced Novice						11	\$630.00
Private Swim Lessons						50	\$2,795.00
Stingrays Swim Team: precomp						5	\$258.00
Stingrays Swim Team: 12-18yrs						22	\$1,402.82
Stingrays Swim Team: 7 -11 yrs.						24	\$1,730.40
Water Exercise						50	\$1,159.38
<b>Total:</b>		<b>434</b>	<b>519</b>	<b>511</b>		<b>338</b>	<b>\$16,950.85</b>

Masters	2013	2014	2015	2016	2017	2018 Count and Revenue	
Masters - WalkIn	N/A	-	-	-	N/A	68	\$544.00
Masters - 10 punch, RP Resident		7	4	1		0	\$0.00
Masters - 10 punch, JOCO Resident		143	133	94		20	\$1,788.00
Masters - 10 punch, NonResident		18	34	28		6	\$970.20
<b>Total:</b>		<b>168</b>	<b>171</b>	<b>123</b>		<b>94</b>	<b>\$3,302.20</b>

2014 - 2016 Masters counts include both indoor and outdoor numbers, which was a 15-punch option.

Water Polo	2013	2014	2015	2016	2017	2018 Count and Revenue	
Water Polo - WalkIn	N/A	-	-	-	N/A	12	\$96.00
Water Polo - 10 punch, RP Resident		0	0	1		0	\$0.00
Water Polo - 10 punch, JOCO Resident		0	1	1		2	\$186.00
Water Polo - 10 punch, NonResident		0	9	8		1	\$330.00
<b>Total:</b>		<b>0</b>	<b>10</b>	<b>10</b>		<b>15</b>	<b>\$612.00</b>

2014 - 2016 Water Polo counts include both indoor and outdoor numbers, which was a 12-punch option.

## Market Analysis

### Introduction

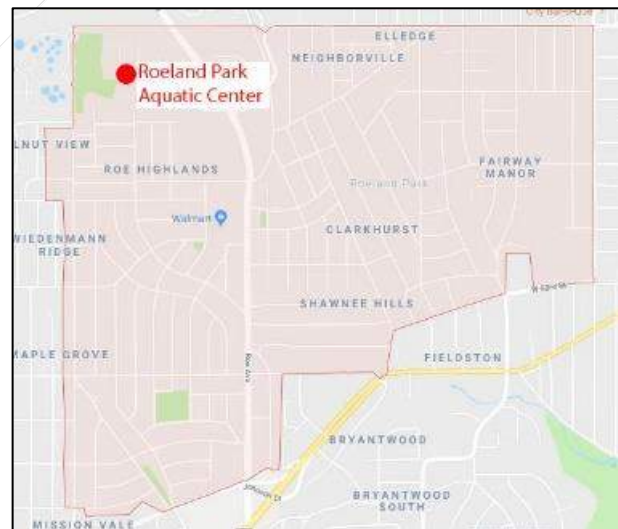
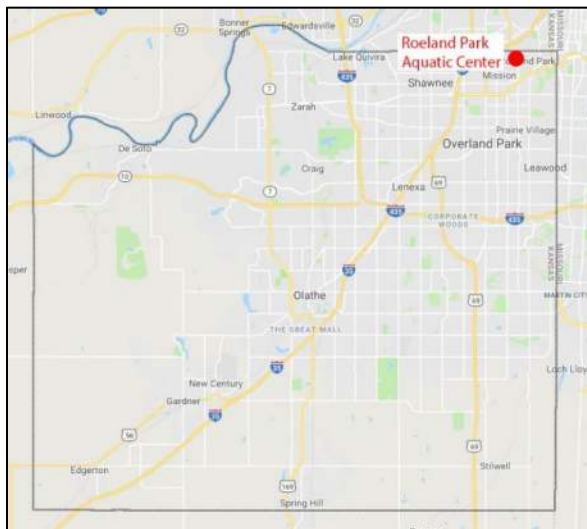
The Market Analysis conducted for the Roeland Park Aquatic Center Feasibility Study included taking inventory of aquatic facilities within the service area. The Roeland Park Aquatic Center offers space for open leisure swimming, structured classes and activities, fitness and competitive swimming; it is because of this diverse use the facility that a market analysis of diverse facilities was conducted.

A review of the demographics of the City of Roeland Park was completed to understand that service area demographics, along with the trends and make-up of the community for which the Roeland Park Aquatic Center services. Understanding the demographic make-up allows for informed alternatives and areas of focus for the facility and the activities that are explored.

The information gathered was collected from the U.S. Census Bureau, Automated Information Mapping System (Aims) from joco.org, city-data.com, online research.

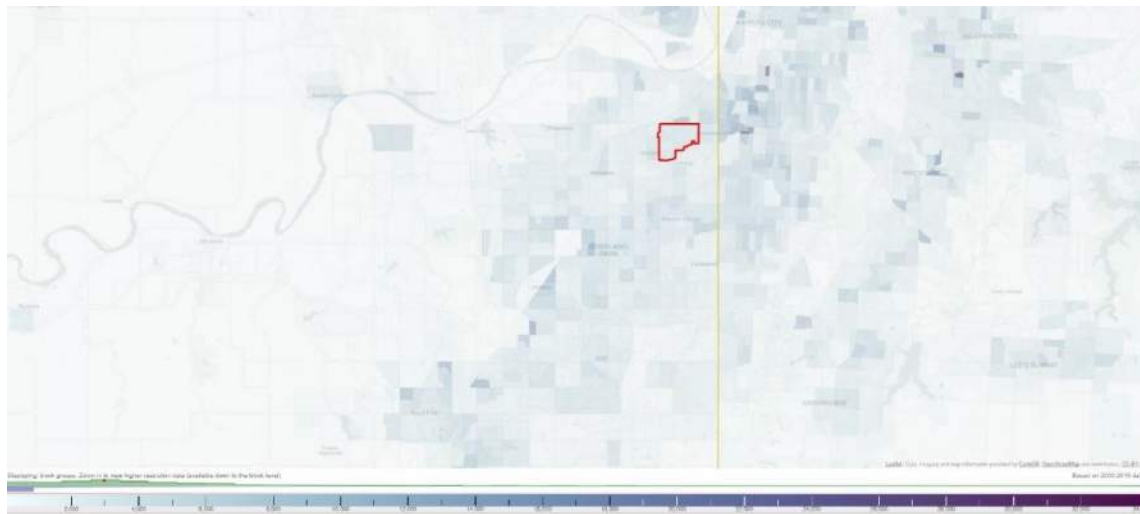
### Service Area

Roeland Park, Kansas is strategically located in an area that has quick and easy access to many parts of the Kansas City Metropolitan area, and therefore has a service area that extends to two states and four counties. With I-35 on the North, Metcalf/69 Highway to the West, 63<sup>rd</sup> Street/169 Highway to the South and Mission Road to the East. The service area for this study is identified as the area within a 10-mile radius from the Roeland Park Aquatic Center, not considering drive-time or drive-mile radius.

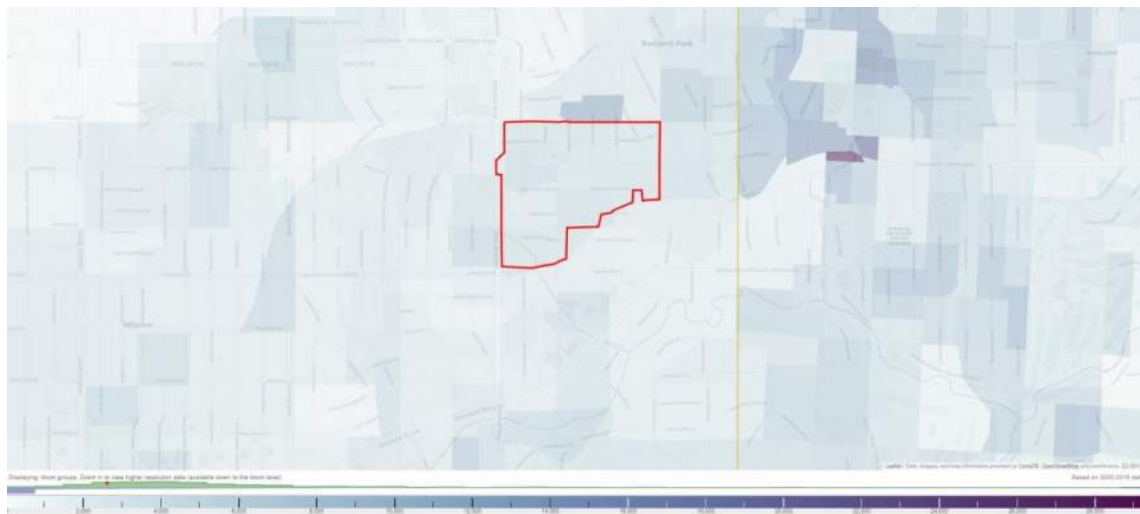


### Demographics of Roeland Park and Service Area

According to the 2010 U.S. Census, the population of the City of Roeland Park is 6,731, with a projected 2017 population of 6772. The population density is between 3,564 and 4,101 per square mile<sup>i</sup>. Density Maps <sup>ii</sup>1, 2 and 3 demonstrate the population in the service area being concentrated in the Northeast and extending to the Southwest, with a lighter color indicating less density and a darker color indicating higher density per square mile.

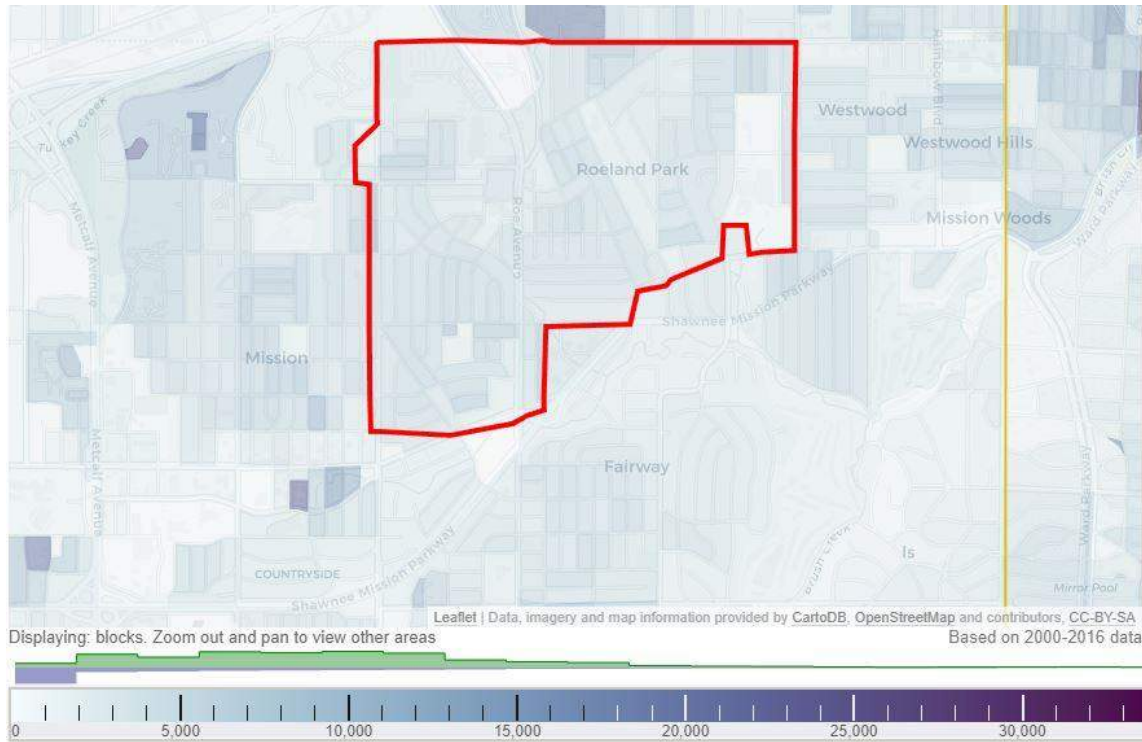


*Density Map 1*



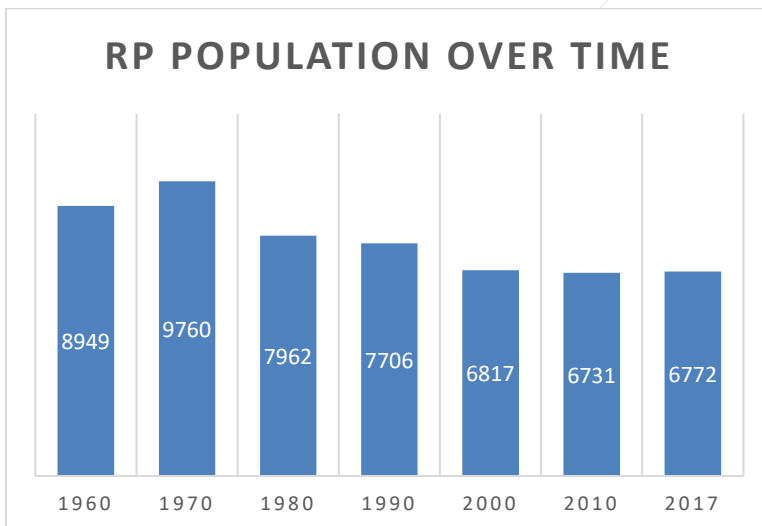
*Density Map 2*



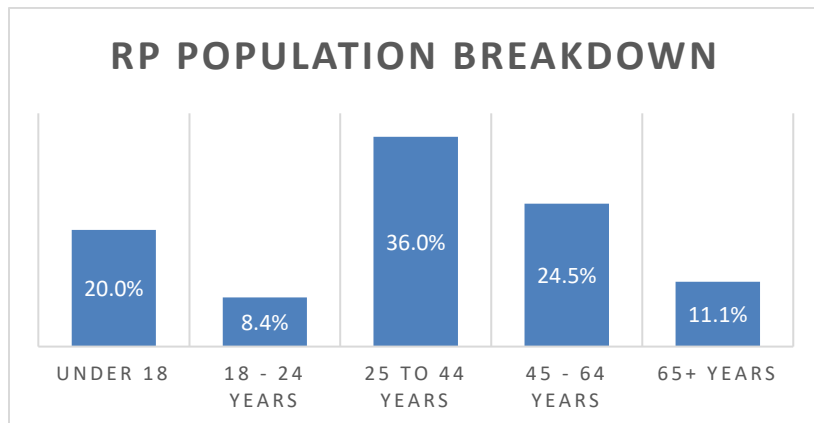


*Density Map 3*

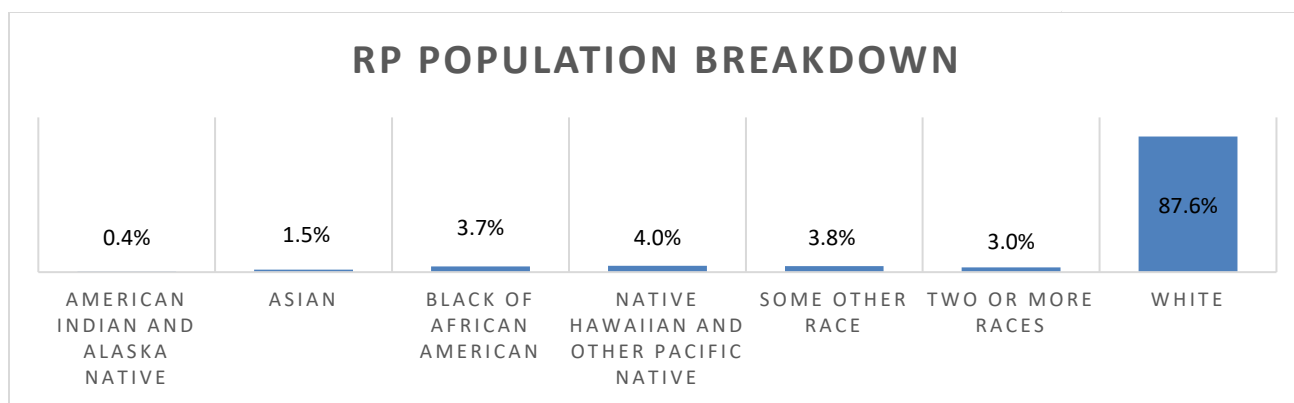
The population in Roeland Park has declined steadily, from 1970 – 2010, with an estimated slight increase in population in 2017 at 6,772. Over a third of residents are between the ages of 25 and 44 years, at 36%, and 24% between 45 and 64 years of age. 20% are under the age of 18 years.



2010 U.S. Census Bureau



2010 U.S. Census Bureau



2010 U.S. Census Bureau

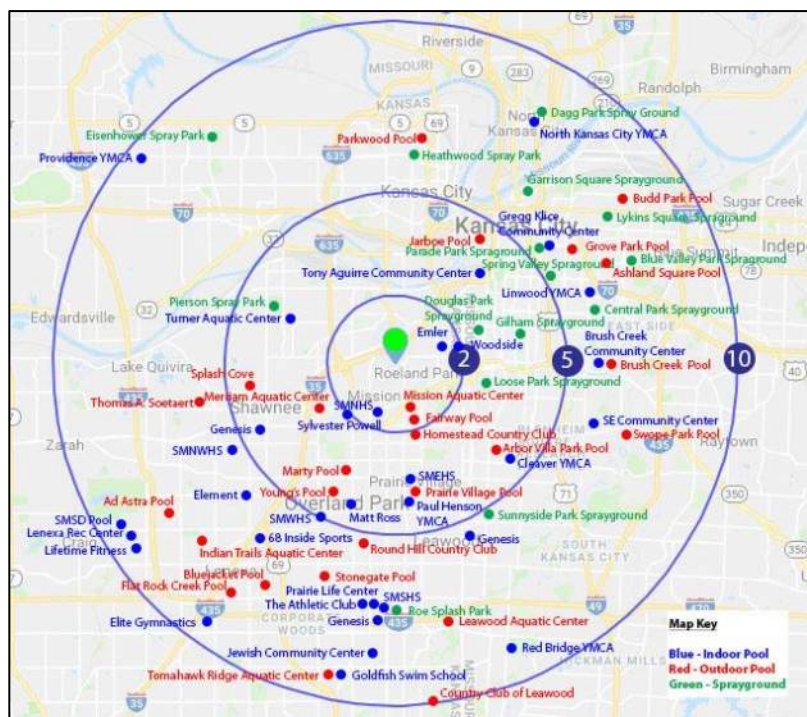
The service area for the Roeland Park Aquatic Center is analyzed utilizing radii milestones, at 2-mile, 5-mile, and 10-mile increments. To understand the demographic breakdown for the service area, the population within each of those radii milestones were considered. In 2010, the average age for residents in the City of Roeland Park was 34.1.

	2-Mile	5-Mile	10-Mile
	Percent of Total		
<b>Under 5 Years</b>	7.4%	7.6%	7.1%
<b>5 - 9 Years</b>	5.8%	6.7%	6.6%
<b>10 - 14 Years</b>	5.1%	6.1%	6.3%
<b>15 - 17 Years</b>	3.2%	3.7%	4.0%
<b>18 - 19 Years</b>	1.9%	2.1%	2.2%
<b>20 - 24 Years</b>	7.6%	6.4%	6.3%
<b>25 - 34 Years</b>	20.7%	17.7%	15.4%
<b>35 - 44 Years</b>	13.0%	12.8%	12.2%
<b>45 - 54 Years</b>	13.1%	13.4%	14.2%
<b>55 - 59 Years</b>	6.2%	6.1%	6.7%

<b>60 - 64 Years</b>	4.8%	5.0%	5.6%
<b>65 - 74 Years</b>	5.9%	6.2%	6.7%
<b>75 - 84 Years</b>	3.8%	4.2%	4.5%
<b>Over 85 Years</b>	1.7%	2.10%	2.20%
<b>Total Population</b>	37,989	161,263	404,794
<b>% Change in Population (2000-2010)</b>	-4.4%	-2.6%	-0.9%

## Facility Inventory

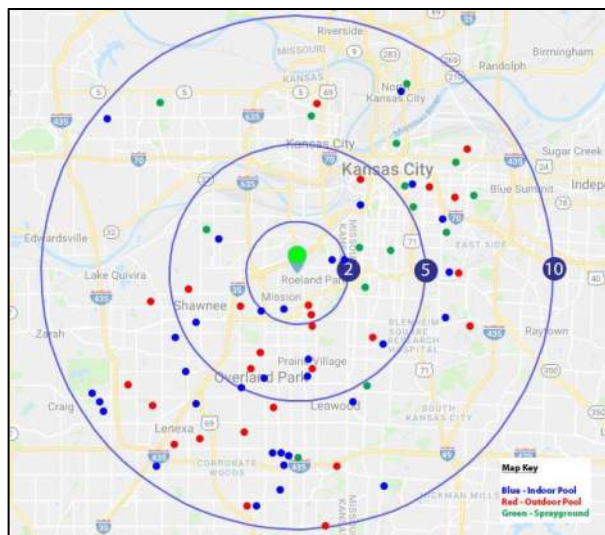
Taking inventory of market area facilities and how they serve the community is an important element in understanding aquatic service gaps and duplications, facility and activity saturation, and market competition. Facilities include those that are publicly and privately owned, outdoor and indoor, recreation and competitively focused, and neighborhood pools, waterparks, and splashpads.



Of the facilities included in the market analysis, only one is currently under construction and not available to the public at the time of this report. That facility is the Shawnee Mission School District (SMSD) Pool, designed and intended to focus on competitive swimming and diving year-round, with periphery programs and use for recreational or leisure activities. This indoor pool intended to service the market area identified in this report,

along with regional and national participation.

Two additional facilities not included in this report is the new City of Merriam Community Center and the City of Shawnee Community Center, both are at varying stages of the design process. The Merriam Community Center will be comprised of both an indoor and outdoor pool, offering both fitness and recreational components. It is unknown what the amenities and offerings will be for the Shawnee Community Center; at the time of this report, it is expected to offer indoor aquatics, with both fitness and recreational components.



### *Facility Inventory by the Numbers*

Following the parameters of the service area and facility inventory, 75 facilities fall within the market area, logged at 2-mile, 5-mile and 10-mile radius increments.

The service area extends to a 10-mile radius as throughout the public engagement it was reported that users visit facilities throughout the 10-mile service area, with several users travelling outside of that service area. Additionally, in the Community Survey, the majority of respondents, at 39.8%, reported being willing to drive 11 – 20 minutes to participate in a swimming activity, 37% willing to drive 5 – 10 minutes. The majority of facilities within the service area fall within the 11 – 20-minute drive time.

- 0 additional facilities within the City of Roeland Park
- 5 – within 2-mile radius
- 21 – within 5-mile radius
- 49 – within 10-mile radius

Facilities were broken down by the length of time it would take to drive to the locations from the Roeland Park Aquatic Center.

- None – 0 to 4 minutes
- 8 – 5 to 10 minutes
- 59 – 11 to 20 minutes
- 8 – 21 to 29 minutes
- None – 30+ minutes

Facilities owned by both private and public agencies were included in the inventory.

- 23 – privately owned
- 52 – publicly owned

Three types of facilities were included: indoor, outdoor and splashpads.

- 28 – indoor
- 26 – outdoor
- 15 – splashpads
- 5 – indoor/outdoor combination
- 1 – outdoor/splashpad combination

Facilities were then broken down into areas of focus: activity, fitness and recreation. An activity focus includes classes, such as swim lessons; Shawnee Mission School District High School pools were included in this count, with the exception of the new indoor competitive pool. A fitness focus included facilities whose predominate offerings include fitness related aquatic classes and lap swimming hours. Recreation includes facilities that offer hours for leisure use and general open swimming; these facilities typically also offer activity and fitness components as described above. The distinguishing element for a recreation



designation includes the distinct purpose of the facility to be utilized by a broad range of users in both structured and unstructured activities.

- 9 – activity
- 8 – fitness
- 58 - recreation

One of the activities of interest from current users of the Roeland Park Aquatic Center is lap swimming or lap lanes available for competitive swim team use, including youth and adult competitive swimming.

- 39 – facilities offer lap swim hours
  - 19 – private
  - 20 – public
  - 24 – indoor
  - 20 - outdoor
- 29 – facilities have a swim team/club
- 6 – facility has a masters swim team/club

## Benchmarking

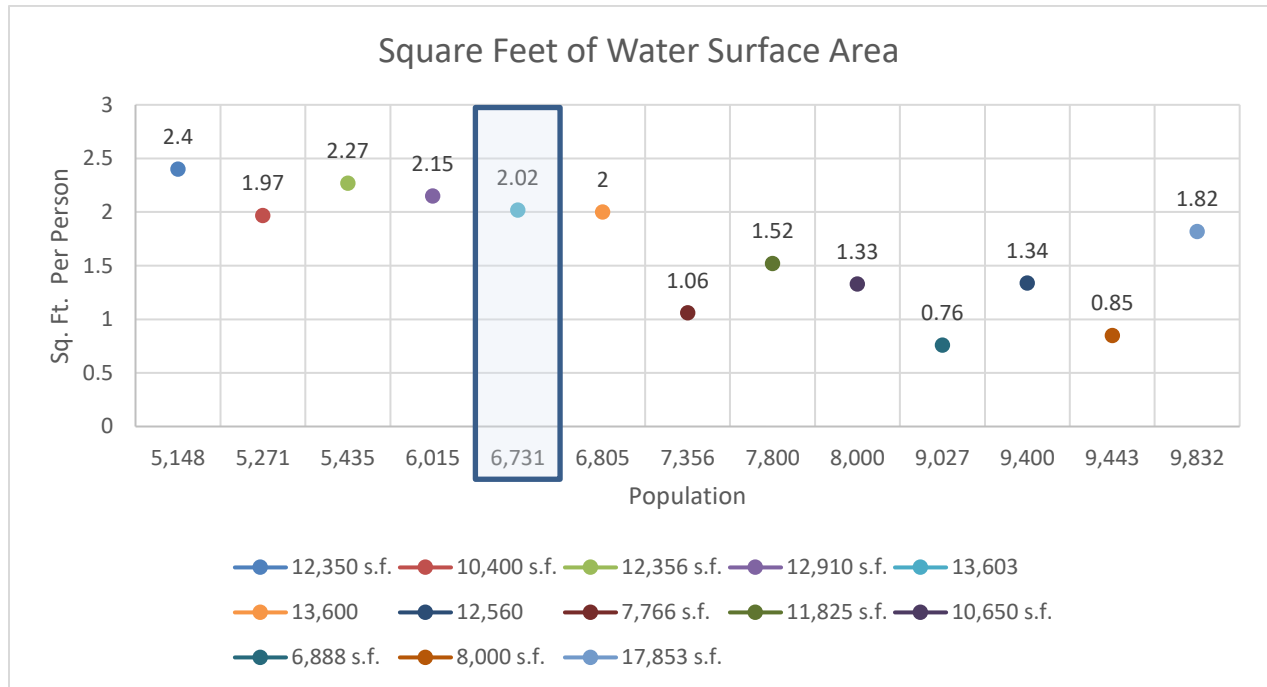
Analyzing aquatic facilities in the surrounding area and comparable facilities illustrates operating realities and comparison information.

### *Square Footage*

The first level of evaluation looks at City population in relation to water surface area of facilities operated by the agency. The City of Roeland Park falls into the category of populations between 5,000 and 10,000 for the purpose of this study. 13 case facilities were evaluated in Iowa, Kansas and Missouri.

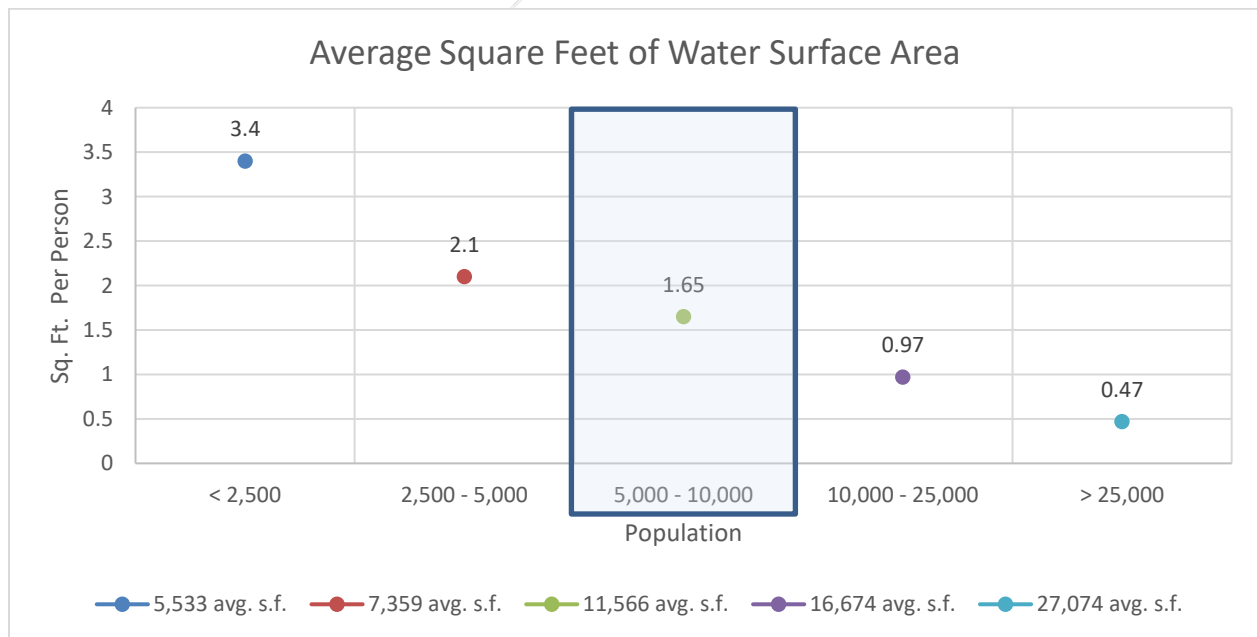
Case facilities range in populations from 5,148 to 9,832. The square feet of water per resident ranges from .76 at the minimum to 2.40 at the maximum; the average square feet of water per resident is 1.65. The City of Roeland Park operates 13,603 square feet of water surface area for a population of 6,731. This equates to 2.02 square feet of water per Roeland Park resident.

The City of Roeland Park falls above average on the amount of square foot of water surface per resident, and offers more square footage than 70% of the case facilities. This demonstrates that the size of the facility trends towards large in comparison to the population size.



*Populations 5,000 - 10,000*

To take this one step further, average square feet of water surface area was analyzed for all five population categories. The average square feet of water surface area goes down the larger the population. The City of Roeland Park offers more water surface area than those case facilities with populations between 2,500 and 5,000, one population category down. To fall in range of the population category below, a factor of 1.65 is applied to the Roeland Park population size of 6,731, projecting an in-range facility square footage size of 11,106 s.f.



*Population Categories*

### *Financial and Attendance*

To analyze financial and attendance performance, nine case facilities were utilized to cross-check operational metrics, such as:

- City population
- Report year and age of facility at the time of reporting
- Expenses & revenues
- Estimated water surface area
- Attendance
- Cost recovery

Case facilities were selected due to meeting one or more of the following criteria:

- Facility proximity to the Roeland Park Aquatic Center – within the Kansas City Metro area
- Population size similar to the City of Roeland Park – within the 5,000-10,000 population size
- Water surface area similar to the Roeland Park Aquatic Center – 10,000 – 13,000 s.f.
- One facility was included due to having indoor and outdoor aquatics located at one site, with a fixed structure over a portion of the site.

Of note, there is a wide variation in how agencies track finances for indoor and outdoor aquatic facilities, aquatics integrated into a larger recreational facility, and multiple pools within the system. Many agencies studied do not separate revenues, expenses and attendance when aquatics is a part of a larger system; due to this, formulas were implemented to best project metrics not made available.

Expenses and revenues are impacted by facility size. To account for this, expenses are broken down into an **Expense Ratio**, which calculates the cost per square foot of water surface based off of expenditures.

As described in an earlier section, square footage of the facility was evaluated. To understand the size of the facility in relation to other metrics, the square footage of water was converted to a **S.F. Ratio**, which calculates the amount of square footage of water surface per capita in the City's population.

An **Attendance Ratio** was calculated to understand the amount of usage per capita within the City's population, by dividing attendance by population.

The size of the facility was then converted into a **Revenue Ratio**, to understand amount of revenue per visit.

Benchmarking was completed for the Roeland Park Aquatic Center in three ways:

- Option #1 includes all revenue and attendance for the facility
- Option #2 includes only daily admission/membership and swim lesson revenue and attendance, excluding competitive swim team attendance and revenue
- Option #3 excludes full-time salaries and internal contractual services from the expenditures to be more in line with other benchmarked facilities

Benchmarked facilities were utilized with a set of parameters which are listed under each breakdown to better understand the data.

Outdoor Facilities

	Expense Ratio	S.F. Ratio	Attendance Ratio	Revenue Ratio	Cost Recovery
<b>8 Benchmark Averages</b>	\$22.71 / s.f.	1.14 s.f. / capita	2.52 visits / capita	\$6.81 / visit	68%
<b>#1 Roeland Park (2018)</b> <i>Complete Total</i>	\$34.49 / s.f.	2.02 s.f. / capita	2.12 visits / capita	\$9.89 / visit	30%
<b>#2 Roeland Park (2018)</b> <i>Daily admission &amp; swim lessons only</i>	\$34.49 / s.f.	2.02 s.f. / capita	1.52 visits / capita	\$13.36 / visit	29%
<b>#3 Roeland Park (2018)</b> <i>All admission, excluded expenditures*</i>	\$29.10 / s.f.	2.02 s.f. / capita	2.12 visits / capita	\$9.89 / visit	36%

\*Excluded expenses for Roeland Park include: 500020 Full-Time Salaries and 520272 Internal Contractual Services (District Recreation Admin, Registration, HR, Community Relations, etc.). CIP and maintenance expenditures are calculated in the Roeland Park numbers, whereas the benchmarked facilities may not include those.

Benchmarked outdoor facilities include 6 aquatic facilities in Johnson County, KS. Each facility calculates revenue, expenditure and attendance differently, which is important to note when comparing information. Facility parameters include:

- 2 facilities have multiple pools in their aquatics system and do not attribute revenues and/or expenditures to each individual pool. In these cases, a formula was applied to calculate revenues and expenditures based on the total number of attendees at that specific pool.
- 3 benchmarked facilities do not include CIP/large maintenance projects, maintenance personnel time, administrative or full-time costs in their expenditures. 1 benchmarked facility codes some CIP/large maintenance projects to expenditures, and 2 facilities are unreported regarding expenditure inclusions.
- 4 facilities do not include program participation in their attendance numbers, and only include daily admission and/or pass scans. 2 facilities are unreported regarding attendance inclusions.
- 2 facilities only have data for estimated water surface area and population, and not revenue or expenditures.

Data ranges of benchmarked facilities include:

	Low	High	Roeland Park



<b>Report Years</b>	2017	2018	2018
<b>City Population</b>	3,957	135,473	6,731
<b>5-Mile Radius Population</b>	154,765	270,928	245,640
<b>Years Since Improvements</b>	3	19	21
<b>Est. Water Surface Area</b>	12,500 s.f.	43,400 s.f.	13,603
<b>Seasonal Attendance</b>	12,555	74,790	14,280

In **Option #1**, total cost recovery for the Roeland Park Aquatic Center in the outdoor season falls below the average by 38%. The cost per square foot of water is above average, with revenue per visit was also higher than the average when all admission is included. Attendance in relation to the overall population is 16% lower than average. This indicates that revenue for the number of attendees is high and expenditures for the size of the facility is high.

**Option #2** was benchmarked considering only daily admission, membership swim lessons, etc. and not including competitive swim team. Expenses were calculated without adjustment due to the philosophy that expenses will overall remain the same for the outdoor season as the facility and it's use are predominantly serving the general public and would be accrued regardless of the group utilizing the facility. The attendance in relation to the overall population dropped, with a substantially higher than average revenue per visit, showing that more revenue was coming in per square foot for those activities not affiliated with a competitive swim team. However, the cost recovery reduced by 1% when the revenue from competitive swim team was removed from the total.

**Option #3** was utilized to compare against the benchmarked facilities to standardizing what information is being compared. As previously mentioned, most agencies do not include full-time salaries and other administrative costs in facility expenditures, which makes this option the most comparable across the board. Total cost recovery for the Roeland Park Aquatic Center in the outdoor season falls below the average by 32%. The cost per square foot of water is high than the average, with revenue per visit also higher than average when all admission is included. The attendance in relation to overall population is lower than the average. This indicates that revenue for the number of attendees is high and expenditures for the size of the facility is high.

These points suggest that the size of the facility in comparison to the size of the population is high, and the cost in comparison to the size is also high; revenues are higher than average, suggesting that a focus on controlling the expenditures is a priority. Operation expenses need to be lowered and/or revenue

needs to increase in order to increase the overall cost recovery. The auxiliary 3% of the total facility revenue by competitive swim team, and estimated 28% of the total attendance by competitive swim team programs, have a slight positive impact on the cost recovery of the facility and should be considered for the additional revenue generated.

#### Indoor Facilities

	Expense Ratio	S.F. Ratio	Attendance Ratio	Revenue Ratio	Cost Recovery
<b>3 Benchmark Averages</b>	\$36.39 / s.f.	.16 s.f. / capita	.54 visits / capita.	\$7.82 / visit	58%
<b>#1 Roeland Park (Avg '13 – '15)</b> <i>Complete Total</i>	\$24.31 / s.f.	1.72 s.f. / capita	4.18 visits / capita	\$3.43 / visit	34%
<b>#2 Roeland Park (Avg '13 – '15)</b> <i>Daily admission &amp; swim lessons only<sup>24</sup></i>	\$24.31 / s.f.	1.72 s.f. / capita	1.70 visits / capita	\$7.61 / visit	31%
<b>#3 Roeland Park (Avg '13 – '15)</b> <i>All admission, excluded expenditures*</i>	\$24.06 / s.f.	1.72 s.f. / capita	4.18 visits / capita	\$3.43 / visit	35%

*\*Excluded expenses include: 500020 Full-Time Salaries and 520272 Internal Contractual Services (District Recreation Admin, Registration, HR, Community Relations, etc.). CIP and maintenance expenditures are calculated in the Roeland Park numbers, whereas the benchmarked facilities may not include those.*

The benchmarked indoor facilities include 3 aquatic facilities in Missouri. Each facility calculates revenue, expenditure and attendance differently, which is important to note when comparing information. Facility parameters include:

- 1 facility has multiple pools in their aquatics system and do not attribute revenues and/or expenditures to each individual pool. In this case, a formula was applied to calculate revenues and expenditures based on the total number of attendees at that specific pool.
- 1 facility includes CIP/large maintenance projects, administrative or full-time costs in their expenditures, not including maintenance personnel time, the other facility does not.
- 1 facility includes program participation in their attendance numbers, and 1 does not.
- 1 facility did not report water surface area or attendance.

Data ranges of benchmarked facilities include:

	Low	High	Roeland Park

<b>Report Years</b>	2017	2017	2015
<b>City Population</b>	2,221	96,076	6,731
<b>5-Mile Radius Population</b>	19,913	69,993	245,640
<b>Years Since Improvements</b>	0	19	18
<b>Est. Water Surface Area</b>	3,201	12,900	11,590
<b>Seasonal Attendance</b>	13,176	31,000	28,786

In **Option #1**, total cost recovery for the Roeland Park Aquatic Center in the indoor season falls below the case facility by 54%. The cost per square foot and revenue per attendee is lower than benchmarked facilities, with attendance in relation to the population nearly eight times the average. This indicates that although people are utilizing the facility, they are doing so without the revenue matching their use.

**Option #2** was benchmarked considering only daily admission, membership swim lessons, etc. and not including competitive swim team, expenses were calculated without adjustment due to the philosophy that expenses will overall remain the same and would be accrued regardless of the group utilizing the facility. The attendance in relation to the population dropped by over half, and the revenue per attendee increased substantially, showing that more revenue was coming in for those activities not affiliated with a competitive swim team. However, the cost recovery reduced slightly when the revenue from competitive swim team was removed.

**Option #3** was utilized to compare against the benchmarked facilities to standardizing what information is being compared. As previously mentioned, at least one of three benchmarked agencies do not include full-time salaries and other administrative costs in facility expenditures, which makes this option the most comparable across the board. Total cost recovery for the Roeland Park Aquatic Center in the outdoor season falls below the average by 23%. The cost per square foot of water is lower than the average, with revenue per visit also lower than average when all admission is included. The attendance in relation to overall population is significantly higher than the average. This indicates that revenue for the number of attendees is low and expenditures for the size of the facility is low.

These points suggest that the size of the facility in comparison to the size of the population is high, and the cost in comparison to the size is low; Revenues are over two times lower than average, suggesting that a focus on increasing revenues is a priority. The auxiliary revenue for competitive swim team only has a 3% impact on the cost recovery of the facility, and with 58% of the attendance being attributed to

competitive swim team and 9% of the revenue. The revenue being generated for these particular programs do not support the facility in a financially significant manner.

### *National Trending*

Every year, the National Recreation and Parks Association conducts an NRPA Agency Performance Review that summarizes NRPA Park Metrics that is a benchmark tool specifically for Parks and Recreation agencies. The report found that:

- 52% of Parks and Recreation Agencies have outdoor swimming pool facilities<sup>iii</sup>
- 59% of agencies with pools and less than 20,000 residents offer aquatic programs<sup>iv</sup>
- 88% of Midwest agencies with pools offer aquatic programming<sup>v</sup>
- 60% of Kansas agencies operate, maintain or contract outdoor swim facilities<sup>vi</sup>
- 47.6% of agencies with population sizes ranging from 5,000 – 10,000 operate, maintain or contract outdoor swim facilities<sup>vii</sup>
- 19% of agencies with population sizes ranging from 5,000 – 10,000 operate, maintain or contract indoor swim facilities<sup>viii</sup>

The annual NRPA American's Engagement with Parks Survey found that "85% of people consider high-quality park and recreation amenities as a principal factor when choosing a place to live".<sup>ix</sup>

The Recreation Management 2018 State of the Industry Annual Report on the Managed Recreation, Sports & Fitness Industry reports<sup>x</sup>:

- 53.6% of respondents reported having "aquatic elements"
- 73.1% of agencies with pools have an outdoor swimming pool
- 65.7% of parks agencies who have an "aquatic element" reported having a splash pad
- 53% of respondents with pools have a combination leisure and competition pool
- 2% of respondents with pools have only a competition pool
- 72.4% of public organizations are subsidized

The 2015 Kansas S.C.O.R.P. reports that team sports are on the decline, more specifically for recreational participation. Swim team is one of the highest-ranking youth sports most in decline in the state of Kansas. Swim team for adults is growing slightly, ranking number 7 out of 11 categories. Of note, however, is non-competitive swimming is a "growing outdoor pursuit"<sup>xi</sup>.



## Public Engagement

### Introduction

The Roeland Park Feasibility and Operational Study placed importance on hearing the feedback the community and users of the Roeland Park Aquatic Center had to offer. Solicitation and execution of public and user input was conducted to understand how the community currently utilizes the pool, how they would like to use the pool, and collect general household or program information.

Several methods of collecting public input were conducted, including a total of four (4) online surveys, meeting with facility staff and City representatives, individual special user group meetings and an open house for the general public. Communication of each of the platforms was released via several different platforms, including social media posts on Facebook and NextDoor, the City's website, and fliers and posters at the Roeland Park Aquatic Center and the Roeland Park Community Center. Additionally, the Shawnee Mission Post released articles on 7/19/18 and 7/25/18. Additionally, regular meetings with the Roeland Park Aquatic Center Advisory Committee were held through the study.



*Open house and online survey flier*



*Open house social media post*

### Special User Groups Meetings

Individual, in-person meetings were conducted for each of the identified special user groups. Meetings were led by Waters Edge Aquatic Design, and representatives from the City of Roeland Park and Johnson County Parks and Recreation District were present on all meetings conducted on July 23, 2018 at the Roeland Park Community Center, located at 4850 Rosewood Dr. Roeland Park, KS 66205. Meetings times varied from 30 – 60 minutes per user group. Topics of conversation included:

- Level of participation in the activity
- Expectations of an aquatic facility
- Scheduling needs
- Identify how needs are currently being met

- Current fees
- Benefits and challenges of Roeland Park Aquatic Center
- Benefits and challenges at other aquatic facilities
- Needs and preferences of the activity

Representatives from the following user groups were represented during the special user group meetings:

<i>Group Name:</i>	<i>Number of Participants:</i>
Blazers Participants	1
Bishop Miega Swim Team	1
JCPRD Masters Swim Team	19
Lap Swimmers	3
Swim Academy Swim Team	2
Blazers Swim Team Leadership	3
Water Polo (conference call 8/1/18)	3
JCPRD Day Camps (8/7/18)	2

The following themes and takeaways emerged from the comments collected via comment cards and the Special User Group Meetings:

- Enjoy the location of the Roeland Park Aquatic Center: serves 4 counties, 2 states and is a Northeast Johnson County facility
- Flexibility of the current setup for lap lanes is unique
- 25-yards is required, 50-meters is ideal
- May support small fee increase
- Want to have a “home”/base pool

## General Public Open House

An Open House was conducted to meet and talk with users from the general public, with a focus on answering their questions and discussing their aquatic needs. Waters Edge Aquatic Design led the Open House, and representatives from the City of Roeland Park and Johnson County Parks and Recreation District were present. The Open House was conducted on July 24, 2018 from 4 – 7 p.m. at The Roeland Park Community Center, located at 4850 Rosewood Dr. Roeland Park, KS 66205. 26 people signed-in, 85% documenting an address in Roeland Park.

On-site meeting materials included:

- Interactive feedback posters:
  1. What you like about the Roeland Park Aquatic Center
  2. What you would like to see change at the Roeland Park Aquatic Center
  3. What you look for in a swimming facility
- Maintenance project updates poster
- Slideshow with general study and pool information
- Slideshow with feature & amenity ideas
- Comment cards
- Survey station with 3 computers

**ROELAND PARK** **RPAC is my pool because....**

TELL US WHAT YOU LIKE ABOUT THE ROELAND PARK AQUATIC CENTER.

**LOCATION** - *Swimming pool*  
*Location is great, good location*  
*Location is convenient, good location*  
*Location is good, good location*

**SIZE**  
**EARLY OPENING!** *Yes*  
**GOOD LAP LINES** - *LAP LINES - YES AROUND - LONER LINES*  
**GOOD LAP LINES** - *always!!*

**A Great Pool But How will the City Pay for it??**  
Consider partnering w/ neighboring JoCo cities w/ an indoor pool  
(e.g. Fairway, Westwood, Mission Hills)  
County should provide support since the majority of Roeland Park users are from the County not just the City of Roeland Park  
Has a great view when you go to the top of the slide  
Slide should be an amazing view and look out to the city

**Location** - *Deep & shallow separated*  
*Indoor in winter / outdoor in summer w/ movable walls*  
*Diving board open*  
*Partner with neighboring communities*  
*at cost*  
*location, only residents, cost, we like using swimming pool as the pool*  
*Pool beautiful - well kept, nice, clean, good location*

**SPECIAL EVENTS** - *Adults, teen parties, garage*  
*Food @ pool for events*  
*Parties with Park and private schools*  
*Focus on fitness + athletics - 9th lanes - Deep*  
*Open year round - mental health*  
*Its beautiful site! grass well laid out*  
*Deck level gutter*

Feedback poster: What you like about RPAC

**ROELAND PARK** **My BIG ideas...**

TELL US WHAT YOU WOULD CHANGE OR HOW YOU WOULD USE THE POOL IF YOU COULD.

1. Write the next number on the dot  
2. Place the dot on the pool photo  
3. Write your idea on the line next to the number

1. *Welcome to the RPAC, you house*  
2. *Love the facility, would like to be more challenging*  
3. *Too shallow. No floating allowed*  
4. *Partner w/ neighboring / RCE*  
5. *Eliminate the sand - transfer into main pool*  
6. *Less 4' deep than sand depth*  
7. *Year-around pool - AGREE*  
8. *change lights to LED*  
9. *GREAT SHADE ELEMENTS*  
10. *MORE INTERESTING CONCESSIONS*  
11. *Slide open*  
12. *Take out the sand*  
13. *IMPROVED MAINTENANCE*  
14. *Prioritize lap pool - support health & wellness + educate potential swimmers*  
15. *Time Deano!*  
16. *Low Plaster, Low Use on High opening pool - for safety, safety*  
17. *Good, good, splash pad or park instead*  
18. *Repairs*  
19. *underwater bench*

Feedback Poster: What you would change


**ROELAND PARK** **My BIG ideas...**

TELL US WHAT YOU WOULD CHANGE OR HOW YOU WOULD USE THE POOL IF YOU COULD.

1. Write the next number on the dot  
2. Place the dot on the pool photo  
3. Write your idea on the line next to the number

19. *I would change a thing except sand in pool - make it a water slide!*  
20. *Sand beach is a problem when it's hot*  
21. *Maybe remove Vortex & put in that water play area*  
22. *Fix Slide*  
23. *Love the slide*  
24. *Least favorite part - never want to go to shallow*  
25.  
26.  
27.

Feedback Poster: What you would change



Feedback Poster: What you would change





Feedback Poster: What you look for



Maintenance Poster: Project updates



Open House photo courtesy of Shawnee Mission Post, 7/25/18

The following themes and takeaways emerged from the comments collected via comment cards and the Open House:

- Positive sentiment towards the facility in general
- Aesthetics and general feeling of the scenery is positive
- Good location
- Financially sustainable
- Need more quality shade
- Year-round
- Long course
- More hours and longer season



- Alcohol/bar options
- Remove the sand
- Vortex pool is too shallow, underutilized and least favorite amenity

### *Online Surveys*

A series of online surveys were offered through Constant Contact to the general public and special user groups. Of note, surveys conducted were not statistically valid nor were they dispersed to a random, fully representative sample of users, but were made readily available to both Roeland Park residents and non-resident community members. Surveys were available from 7/5/18 until 8/13/18.

Waters Edge created the surveys and associated communication. The City posted the information on the City's website and social media platforms; the County posted fliers at the Roeland Park Aquatic Center and Roeland Park Community Center, posted the information on Facebook and notified the special user groups via email. The goal was to collect 200 Community Feedback and Needs Assessment Surveys, or 3% of the population of the City of Roeland Park. This goal was exceeded with a total of 397 surveys completed between the four available surveys.

The four surveys included:

- Community Feedback and Needs Assessment: Available to members of the general community through the City and the County.
- User Group Swimming Feedback and Needs Assessment: Available to contacts of the Lap Swimming, Bishop Miege Swim Team, Swim Academy and Water Polo programs through Waters Edge.
- Masters Swimming Feedback and Needs Assessment: Available to known members of the Johnson County Parks and Recreation District Masters Swimming program through the County.
- Blazers Swimming Feedback and Needs Assessment: Available to known members of the Johnson County Parks and Recreation District Blazers Swim Team program through the Blazers board.

The Community Feedback and Needs Assessment survey consisted of 23 questions. 281 surveys were completed. Question topics included:

- Residency and demographic information – 3 questions
- Overall satisfaction and recommendation – 4 questions
- Use and participation history – 8 questions
- Amenity use and preferences – 2 questions
- Swimming needs and preferences – 4 questions
- Communication outlets – 1 question
- Open ended feedback section – 1 questions

The User Group Feedback and Needs Assessment Survey consisted of 25 questions. 20 surveys were completed. Question topics included:

- Residency and demographic information – 3 questions
- Overall satisfaction and recommendation – 1 question
- Fees – 4 questions
- Schedule and frequency of use – 10 questions
- Swimming needs and preferences – 5 questions
- Communication outlets – 1 question
- Open ended feedback section – 1 questions

Blazers Feedback and Needs Assessment Survey consisted of 25 questions. 25 surveys were completed.

Question topics included:

- Residency and demographic information – 3 questions
- Overall satisfaction and recommendation – 1 question
- Fees – 1 question
- Schedule and frequency of use – 13 questions
- Swimming needs and preferences – 5 questions
- Communication outlets – 1 question
- Open ended feedback section – 1 questions

Masters Feedback and Needs Assessment Survey consisted of 24 questions. 71 surveys were completed.

Question topics included:

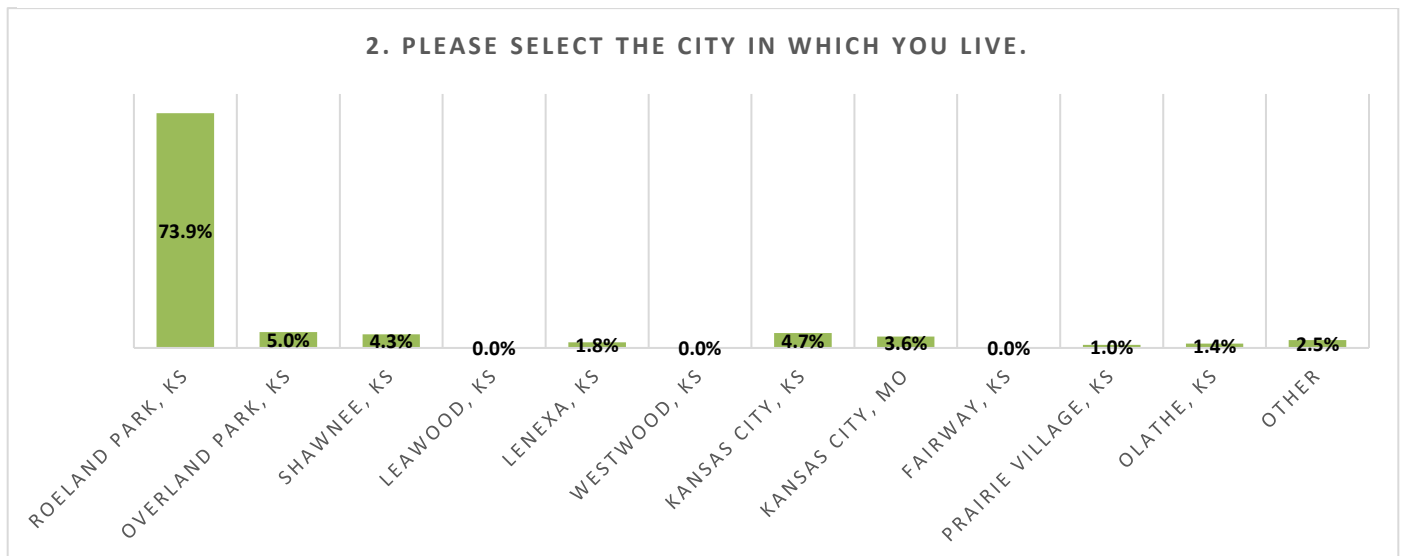
- Residency and demographic information – 3 questions
- Overall satisfaction and recommendation – 1 question
- Fees – 3 questions
- Schedule and frequency of use – 10 questions
- Swimming needs and preferences – 5 questions
- Communication outlets – 1 question
- Open ended feedback section – 1 questions

## Community Feedback and Needs Assessment Survey Summary

The tables below are the summary results from the Community Feedback and Needs Assessment Survey.

*All survey, user group and results data can be found in the Appendix.*

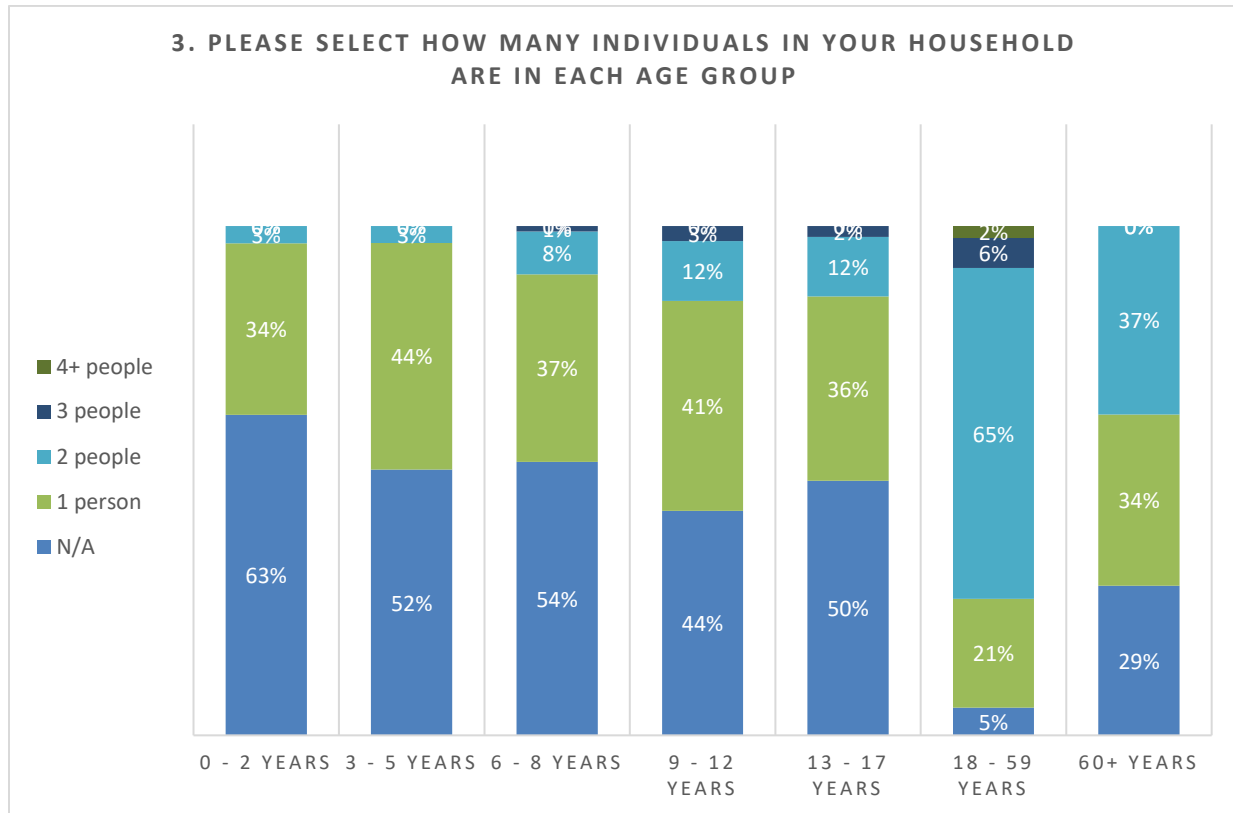
### Residency Information 1



74% of respondents selected Roeland Park, KS as the City in which they live, with the next most frequently selected City being Overland Park at 5%. The remainder 21% selected from 13 other cities

provided. The “Other” option that was completed by writing in the appropriate City included Merriam, Mission, Mission Hills, and a former Roeland Park resident.

#### *Household Age Distribution*

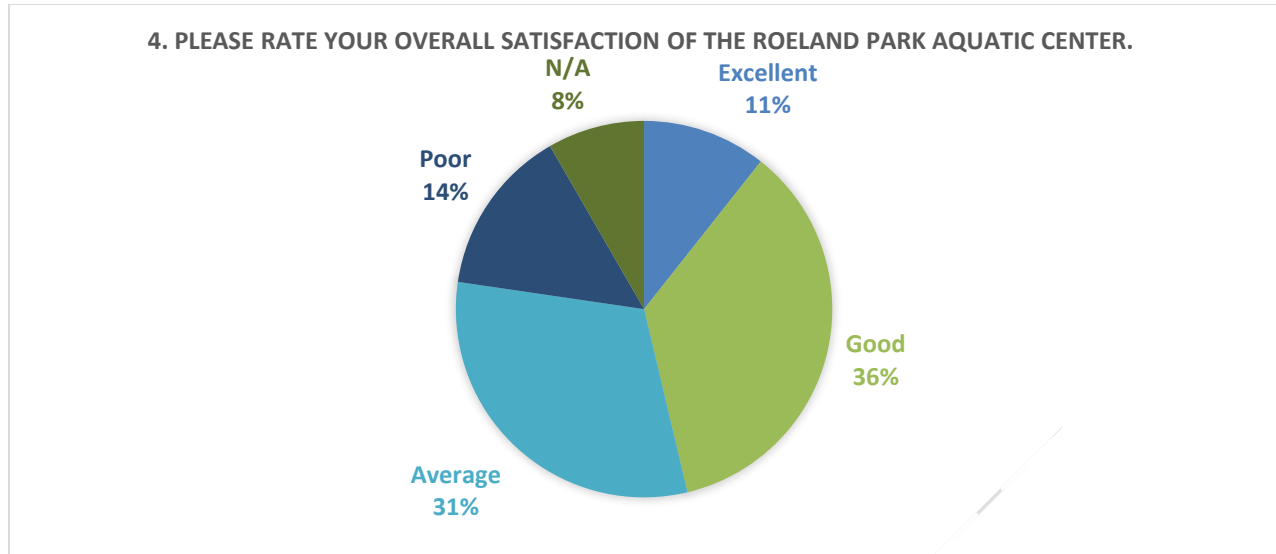


The survey was aimed at collecting age demographic information on persons in the household represented by the respondent. The largest household representation was 65% reporting there were 2 people ages 18 – 59 years residing in the household. It should be noted that this data is in reference to the number of people who responded to the question; the question was not required nor was the respondent required to answer each age group question.

The following breakdowns demonstrate the percentage of people per household that report having 1 or 2 people in the household:

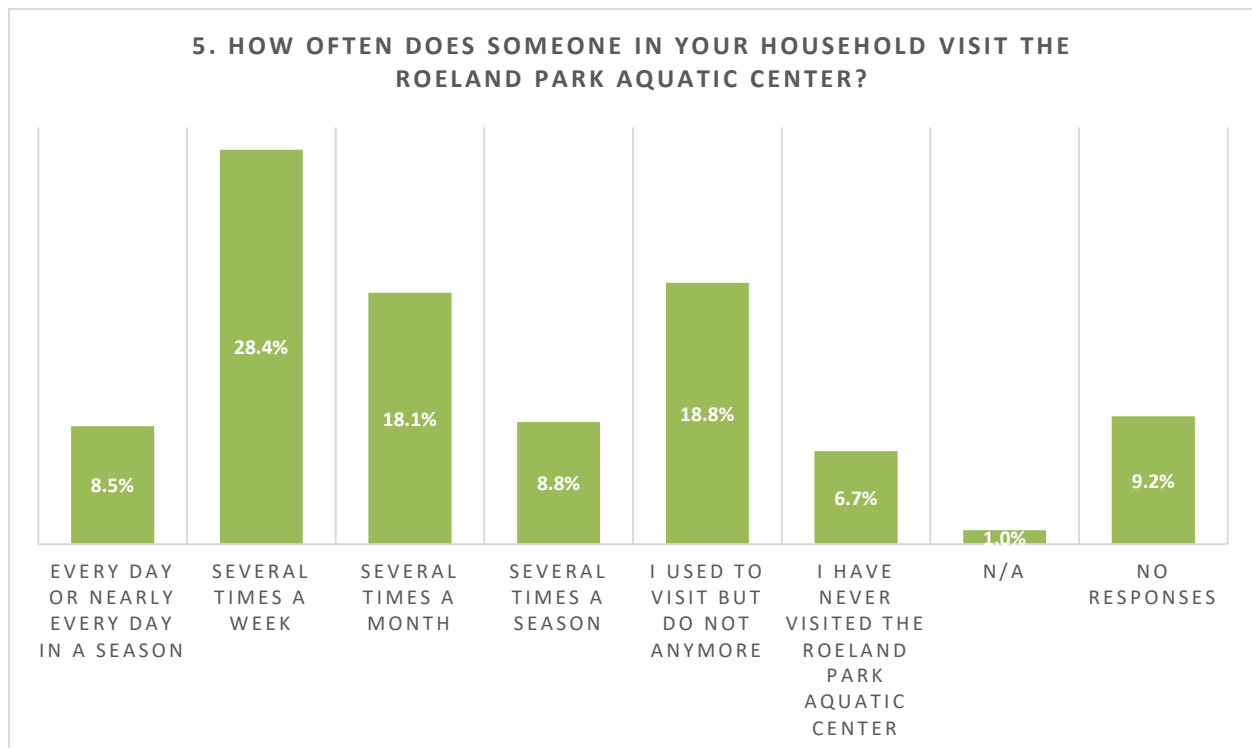
- 37% - 0 – 2 yrs.
- 47% - 3 – 5 yrs.
- 45% - 6 – 8 yrs.
- 53% - 9 – 12 yrs.
- 48% - 12 – 17 yrs.
- 86% - 18 – 59 yrs.
- 71% - 60+ yrs.

*Overall Satisfaction*



36% ranked it as “Good” and 31% of respondents ranked their overall satisfaction of the Roeland Park Aquatic Center as “Average”.

*Frequency of Use at Roeland Park Aquatic Center*

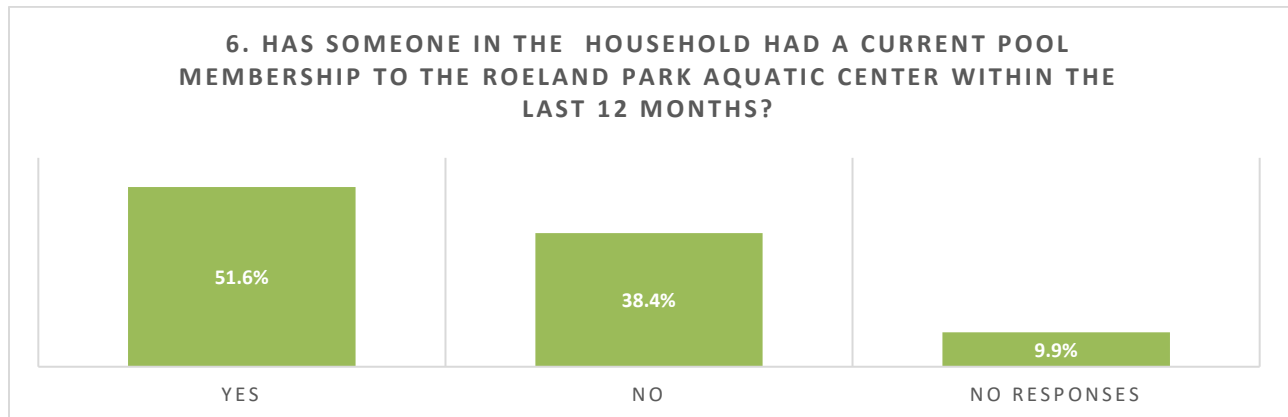


Over a quarter of the respondents reported visiting the Roeland Part Aquatic Center several times a week, at 28.4%. 18.8% reported that they used to visit, but that they do not anymore, and 18.1% reporting they visit several times a month.



Themes that came up throughout the comments included wanting to attend more if repairs are made (in reference to diving boards, slides, vortex pool, etc.), attending other pools due to having more amenities, and regular use for programs such as lap swimming, Masters and fitness.

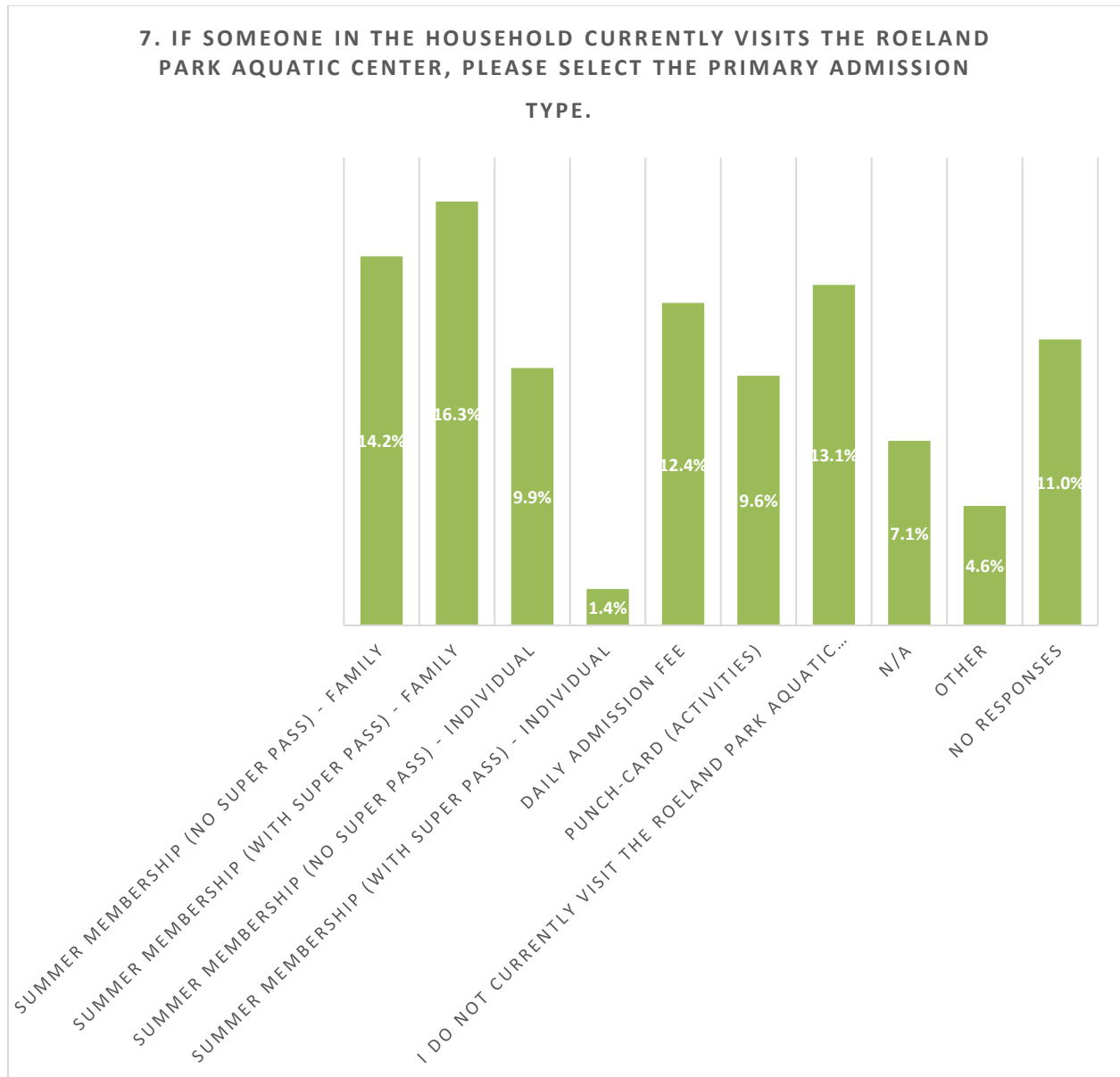
#### *Membership Status*



51.6% of respondents report having a current pool membership to the Roeland Park Aquatic Center, or having had one in the last 12 months. 38.4% report not having had a membership in the last 12 months.

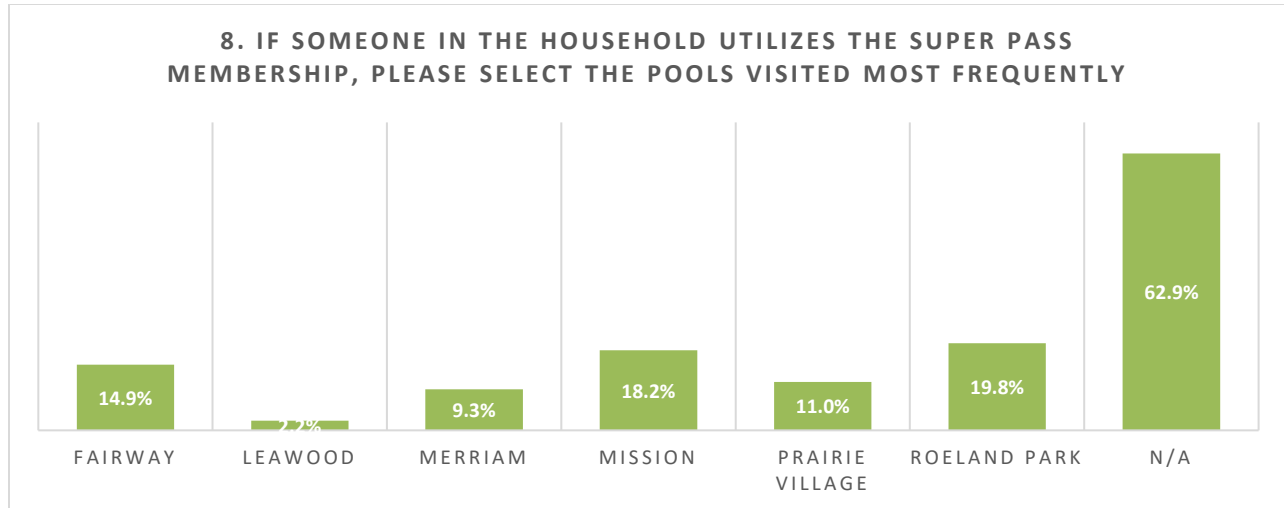
Comments included having a Super Pass, having had one in the past but not now due to conditions, Masters punch-card, and several thinking of getting one.

Admission Type



At 16.3%, the highest response for visit method is via a summer membership with the family Super Pass. 14.2% responded as utilizing the summer membership without a family super pass, and 13.1% reported not currently visiting the Roeland Park Aquatic Center.

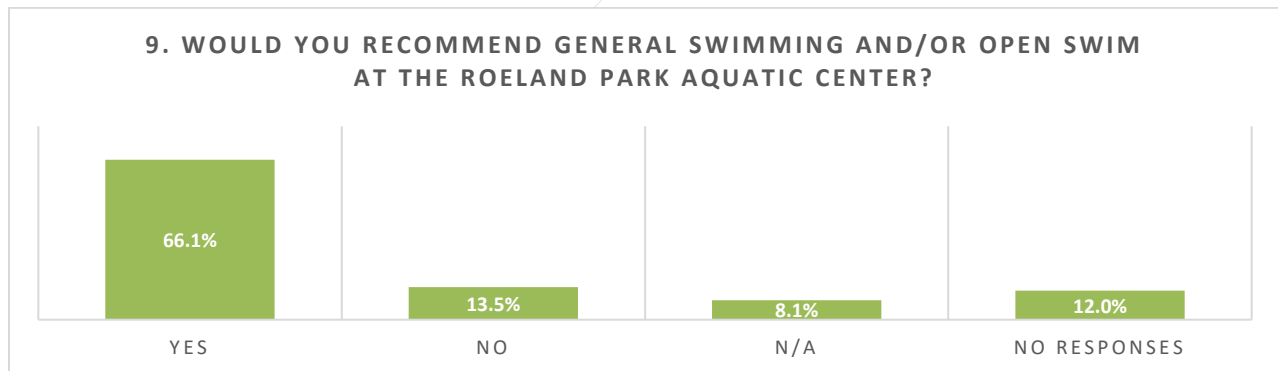
*Super Pass Visits*



Of those respondents that utilize the Super Pool Pass, 20% report utilizing the Roeland Park Aquatic Center. 18% report visiting the Mission Family Aquatic Center, 15% visiting the Fairway Swimming Pool, and 11% visiting the Prairie Village Swimming Pool.

For those who visit other pools, themes of having more operating hours, amenities, shade, and cleanliness were reasons they visited other facilities. Sylvester Powell Community Center and Matt Ross Community Center were noted in the comments and being attended.

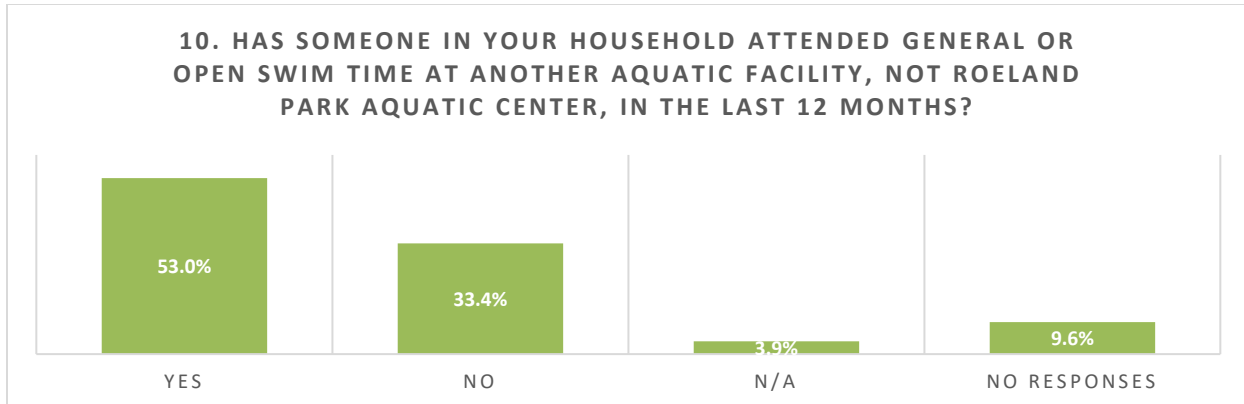
*Recommendation for General Open Swimming*



66% of respondents reported recommending general or open swimming at the Roeland Park Aquatic Center. 13.5% does not recommend general or open swimming.

Comments included liking the Roeland Park Aquatic Center because it is not crowded and it is recommended for fitness or lap swimmers.

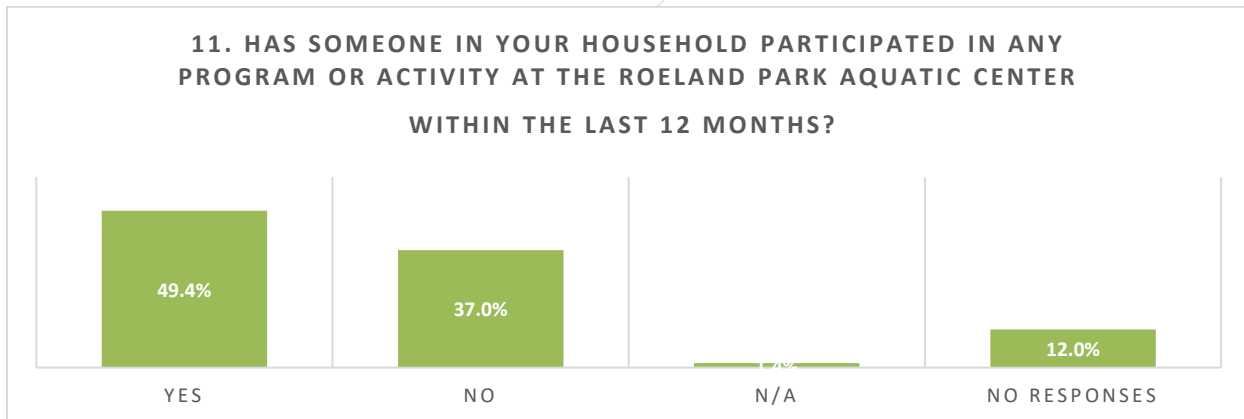
*Participation in General Open Swimming*



53% of respondents have visited another aquatic facility, not the Roeland Park Aquatic Center, in the last 12 months, whereas 33.4% have not visited another aquatic facility.

Mission Aquatic Center, Sylvester Powell Community Center, Fairway Aquatic Center and Prairie Village Aquatic Center received the most comments regarding utilization from respondents. Other facilities noted as having been attended include, Woodside, Leawood, Lenexa, Turner Aquatic Center, Matt Ross Communicatee Center, Merriam Aquatic Center, and other facilities in Lenexa, Olathe, Lee's Summit, Independence, Overland Park and Shawnee.

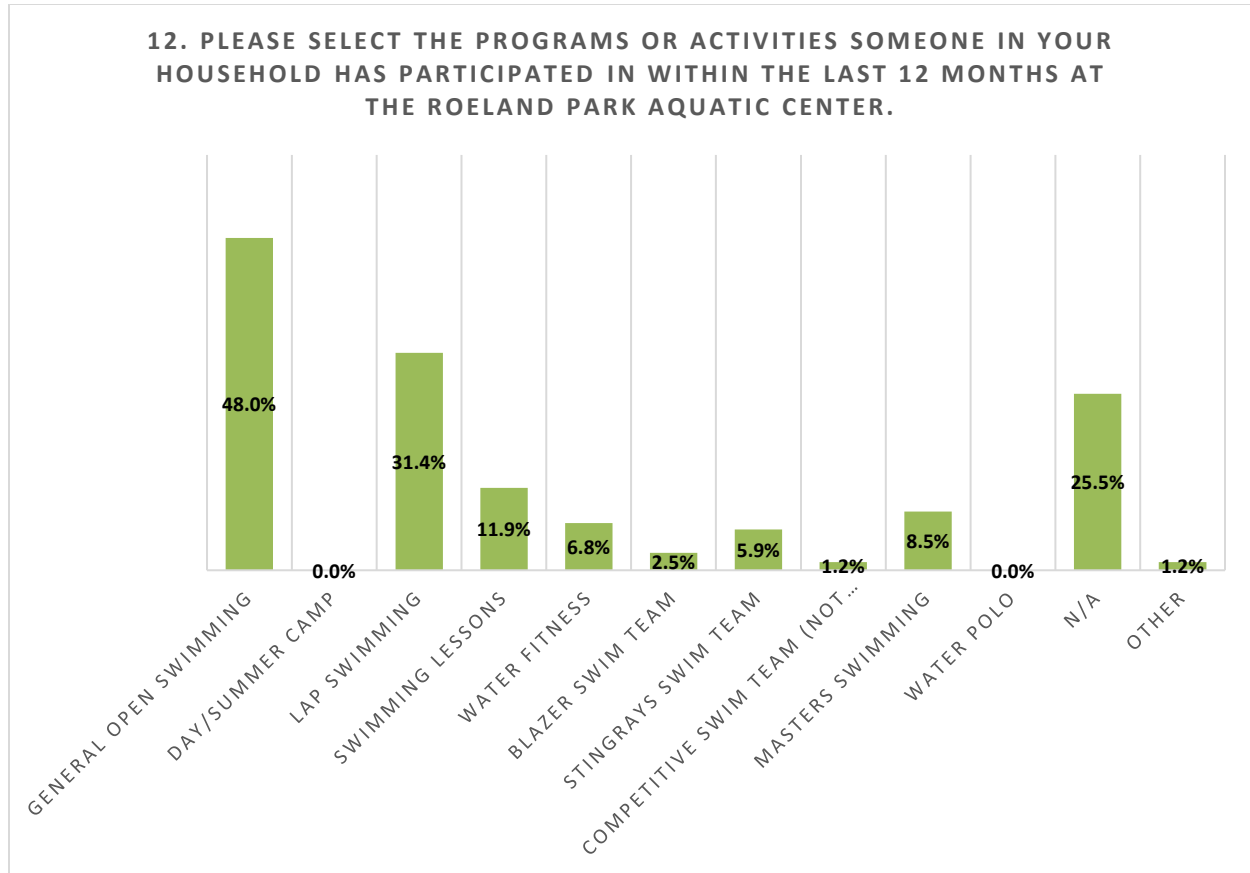
*Participation in Programs at the Roeland Park Aquatic Center*



49.4% of respondents have participated in a program or activity at the Roeland Park Aquatic Center.

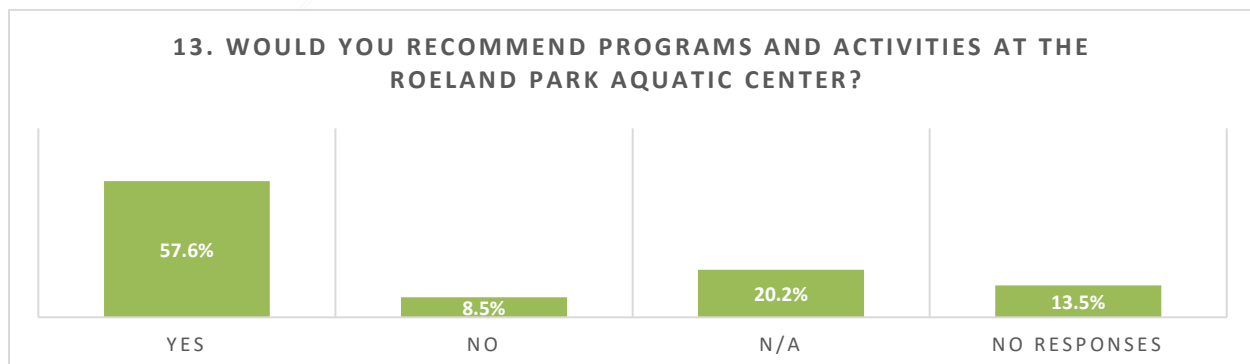


*Programs Participated in at the Roeland Park Aquatic Center*



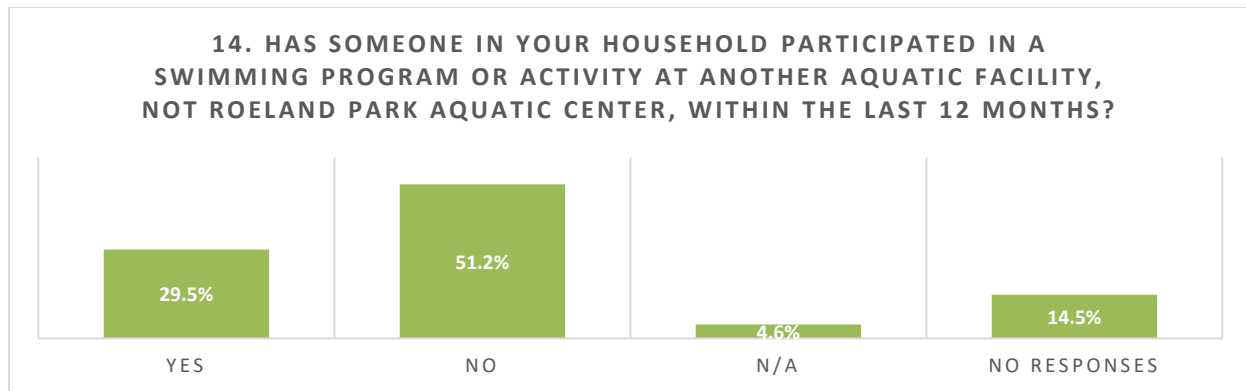
48% of respondents attend the Roeland Park Aquatic Center for general open swimming and 31.4% attend for lap swimming. 25.5% reported N/A, indicating they either do not attend the Roeland Park Aquatic Center or the options listed were not applicable. The “Other” option that was completed by writing in the appropriate program included 50+ water aerobics, both open and lap swimming, and a general compliment about the pool.

*Recommendation for Programs*



57.6% recommend programs and activities at the Roeland Park Aquatic Center. 8.5% would not recommend programs and activities, and 33.7% reported N/A or did not answer to the question.

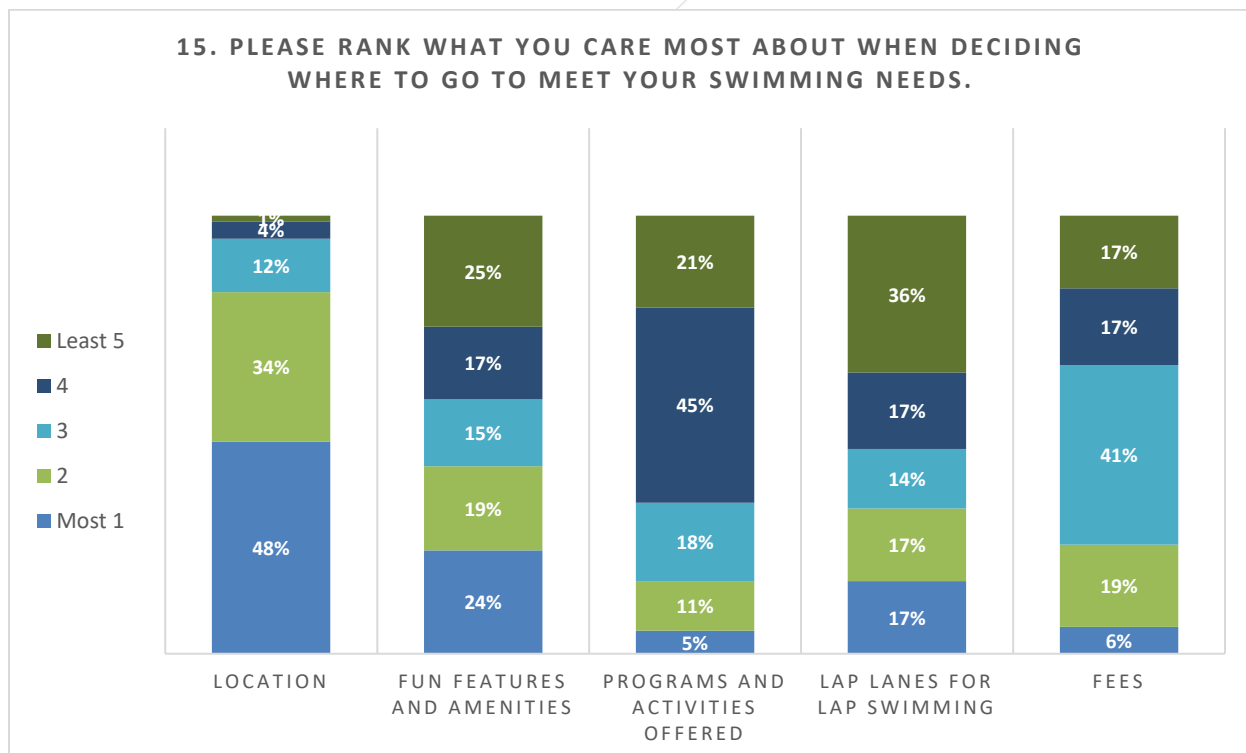
*Participation in Programs at Another Aquatic Facility*



51% have not participated in a program or activity at another aquatic venue in the last 12 months. 29.5% have participated in a program or activity at another aquatic venue in the last 12 months.

Additional facilities that were reported as being attending for programming not listed in Question #10 include 68 Inside Sports, Emler Swim School, Brookridge County Club, Shawnee Mission North High School, UMKC, North KC YMCA, Paul Jenson YMCA, and Elements.

*Swimming Needs*



When deciding where to swim, 48% reported that location was the most important element when selecting where to swim, with 34% reporting that location was the second most important element.

Fun features and amenities had an evenly distributed reporting, with a quarter of respondents either ranking these amenities as the most (24%) and the least (25%) important element.

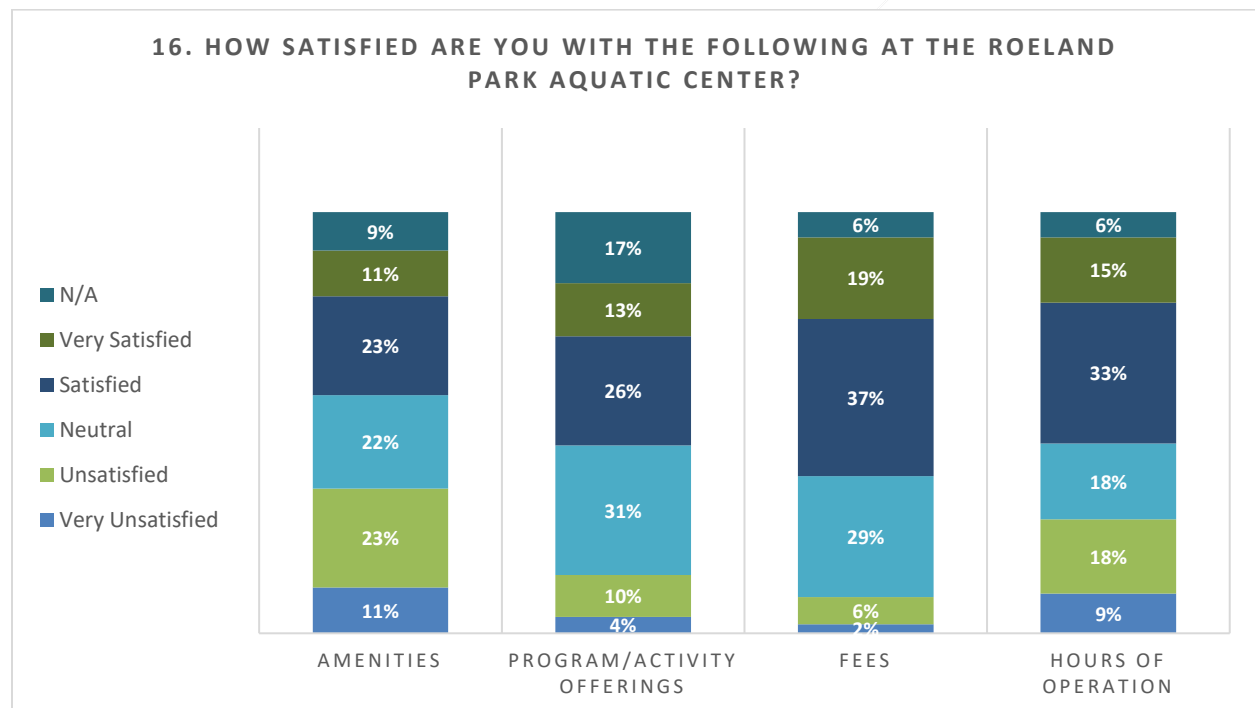
At 45%, programs and activities offered had the highest ranking in not being very important (4) when selecting where to swim.

36% ranked lap lanes for lap swimming as the least important element, however the remainder of responses were closely distributed between the most important and lower importance element. 34% ranked lap lanes as either the most important (1) or important (2) element.

41% ranked fees in the middle of importance (3) when determining where to swim.

Comments included hours of operation, cleanliness, and staff were also noted as being of high importance when determining where to swim.

#### Satisfaction



Respondents were most Satisfied or Very Satisfied with Fees (56%), and the most Unsatisfied and Very Unsatisfied with Amenities (34%).

- 56% are Satisfied or Very Satisfied with Fees, and only 8% are Unsatisfied or Very Unsatisfied.
- 48% are Satisfied or Very Satisfied with Hours of Operation, and 27% are Unsatisfied or Very Unsatisfied.
- 39% are Satisfied or Very Satisfied with Program/Activity Offerings, and 14% are Unsatisfied or Very Unsatisfied.

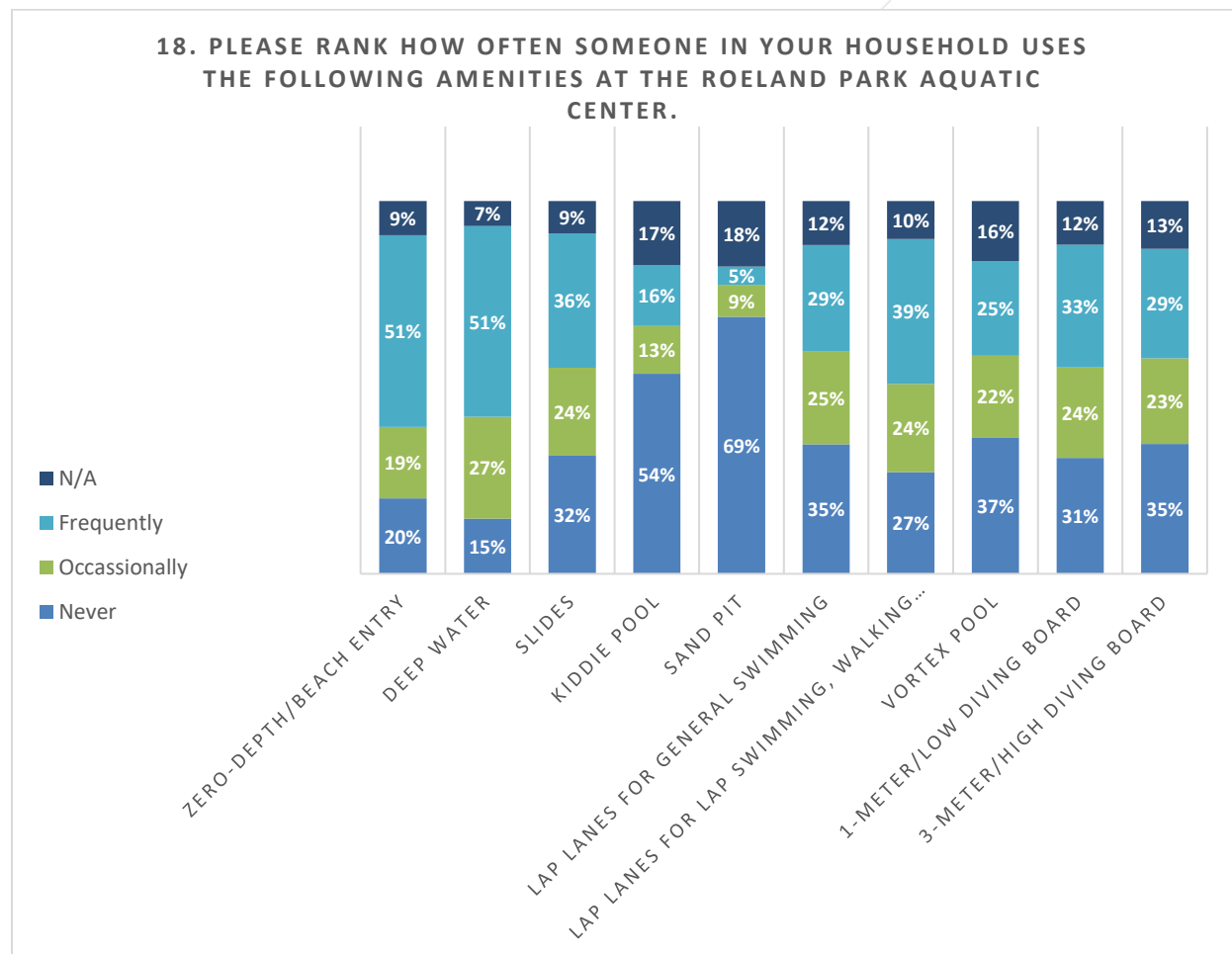
- 34% are Satisfied or Very Satisfied with Amenities, however 34% are also Unsatisfied or Very Unsatisfied.

#### Additional Programs

Question #17 was an open-ended question that read, "Please list any programs or activities you would like to see offered at the Roeland Park Aquatic Center that are not currently being offered." Suggestions included:

- Special events and activities
- Baby and toddler hours
- Year-round swimming
- Synchronized swimming
- Diving
- Additional lap swim hours
- Additional water fitness classes and senior classes

#### Use of Amenities



The four amenities frequently utilized are:

- Zero-Depth/Beach Entry (51%)

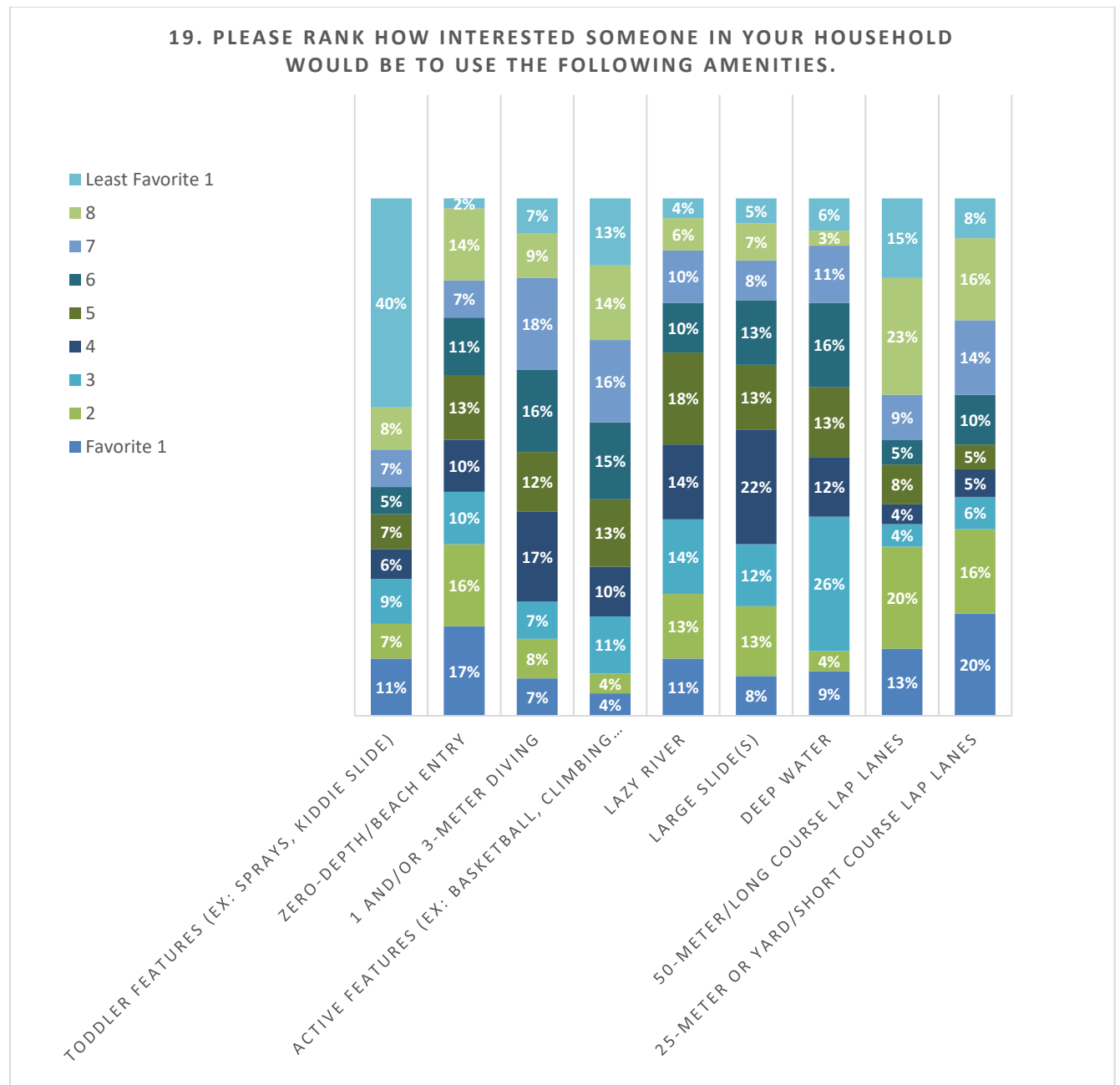
- Deep Water (51%)
- Lap Lanes for lap swimming, walking and/or fitness (39%)
- Slides (36%)

The four amenities never utilized are:

- Sand Pit (69%)
- Kiddie Pool (54%)
- Vortex pool (37%)
- Lap Lanes for general swimming and the 3-meter Diving Board both (both 35%)



Interest in Amenities



The four amenities of most interest are:

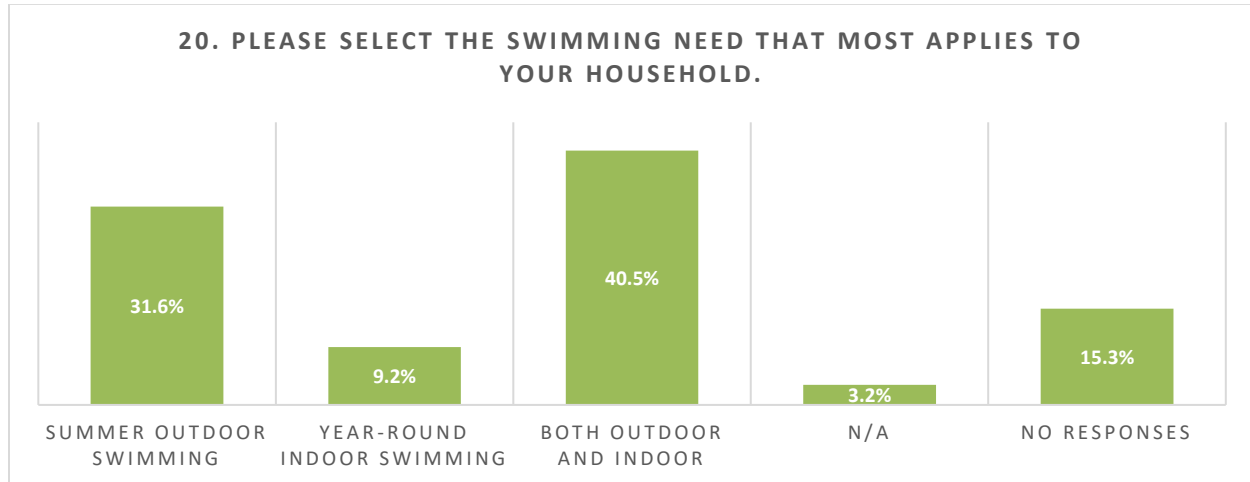
- 25-meter or yard/short course lap lanes (20%)
- Zero-depth/beach entry (17%)
- 50-meter/long course lap lanes (13%)
- Toddler features and lazy river (both 11%)

The four amenities of least interest are:

- Toddler features (40%)
- 50-meter/long course lap lanes (15%)

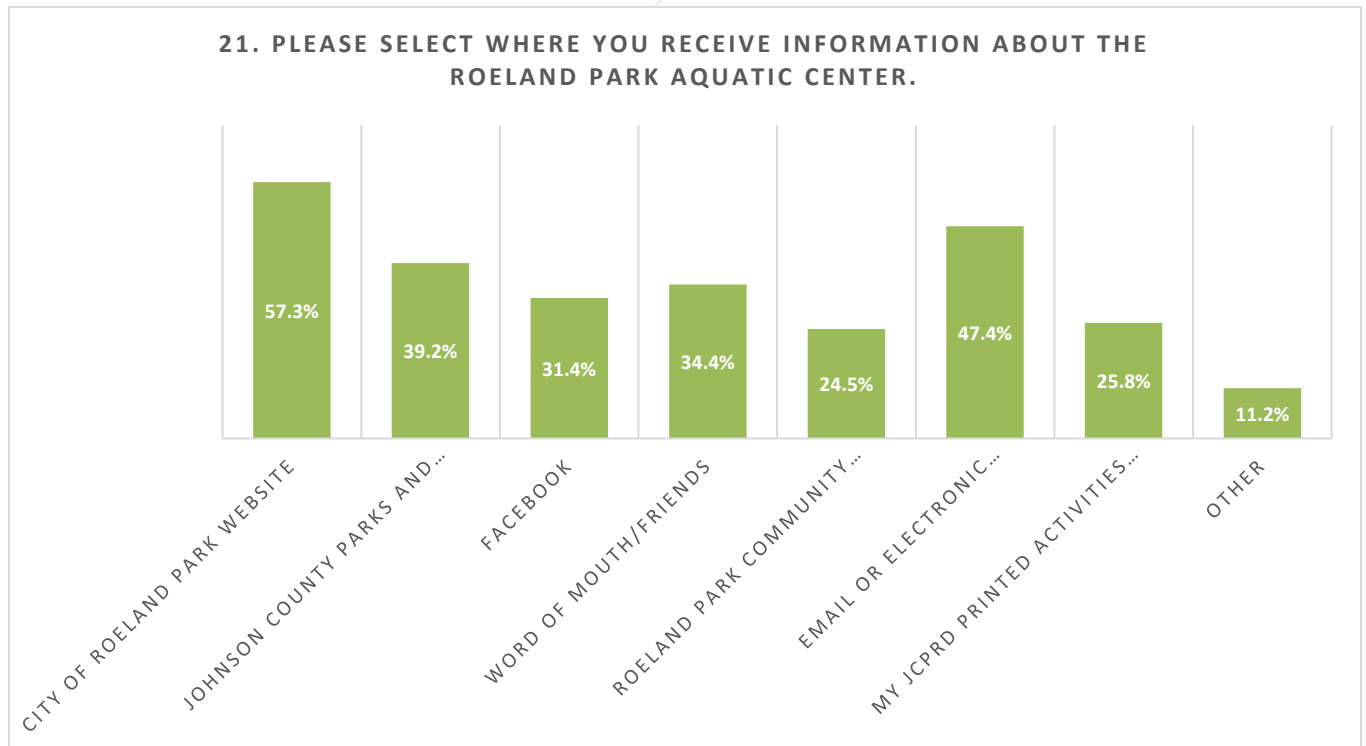
- Active features (13%)
- 25-meter or yard/short course laps lanes (8%)

### Swimming Needs



40.5% report having a need for both outdoor and indoor swimming and 31.6% report having the need for summer outdoor swimming.

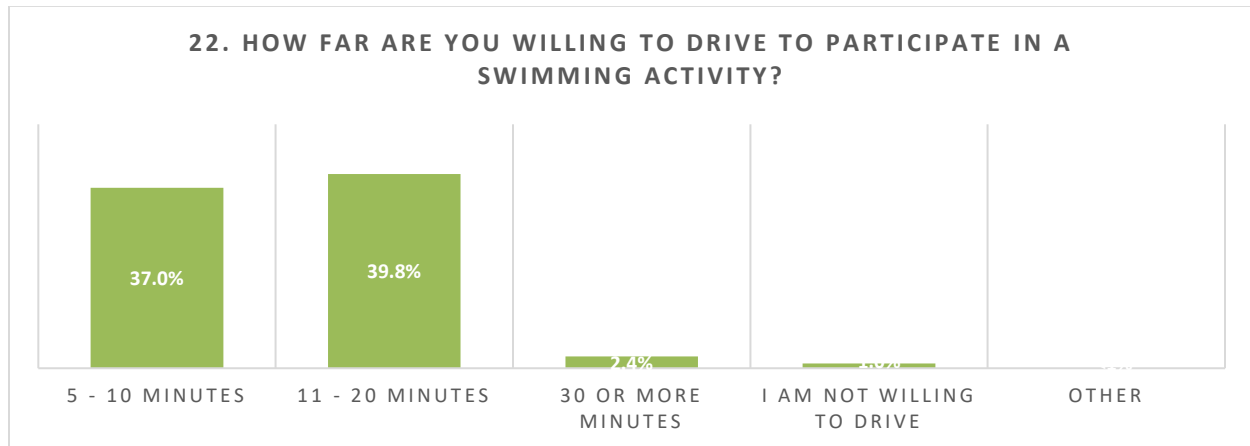
### Communication



Respondents receive information from the City of Roeland Park Website (57.3%), Email or Electronic Newsletters (47.4%), and the Johnson County Parks and Recreation Website (39.2%). The "Other" option

that was completed by writing in the appropriate communication method included NextDoor, Shawnee Mission Post, and Johnson County Parks and Recreation emails to Masters.

#### *Drive Times*



39.8% respondents are willing to drive 11 – 20 minutes to participate in a swimming activity; 37% are willing to drive 5 – 10 minutes.

#### *Emerging Themes*

In order to understand the user perspective and how that will influence the success of the Roeland Park Aquatic Center moving forward, feedback has been broken down into themes; those themes will be used to inform alternative options and study recommendations.

#### **General Support**

Throughout the study, from user groups and from the general community, there was an expressed desire and need for aquatics in Roeland Park. There is general support for having an aquatics venue, with location being a driving factor of that support. Appreciation for the existing scenery, layout and overall setting of the aquatic center was an element that was mentioned both at the Open House and the online survey.

“My family and I value the Roeland Park Aquatic Center. It makes living in Roeland Park/NE Johnson County more attractive.”

Community members also expressed support of the aquatic center because it is one amenity that the City will own and is positive for development of the City. Several reports were received from community members who were anxious that the amenity may be taken away, with several comments being submitted that the aquatic center needs to be financially sustainable to the City. The later comment was often paired with the year-round swimming option. On the other end of the spectrum, several comments were received that referenced not operating a pool and using those funds for other services.

“Although I don’t use our pool much, I feel that a summer pool is an appropriate use of our municipal tax dollars. The pool was constructed shortly after I moved to Roeland Park, and shows signs of aging. If we are going to continue to provide a pool for Roeland Park residents, it is time to start planning for a new pool to be built.”

“It’s great when everything is working and open. But for how much it will cost when JOCO stops paying for half, I’m not sure it’s worth RP paying the full cost, since relatively few people use it. There are just so many other nearby pools. I think the money would be better spent on building our parks, which more people use, and year-round.”

### **Utilization of Other Aquatic Facilities**

Historical data shows that general attendance and program participation have decreased over the years. Additionally, feedback received throughout the study shows that users are going to other aquatic facilities and have provided comments about why they are utilizing other pools. Most notably, families and those seeking more recreational amenities fall most into this category due to their own decision making; comments as to why include wanting more fun features and more hours of operation. However, lap swimmers, water fitness participants and competitive swimmers are utilizing other pools out of necessity due to the Roeland Park Aquatic Center being closed, and express desire for more hours of operation and the versatility of lap lanes at the Roeland Park Aquatic Center.

“I want to see things updated and maintained. We frequently go to the mission pool because it is closest and offers so much. We love the prairie village pool, but the distance is too far. I want to support the RP pool and like that it is nearby, but it does not have the amenities. I would love to be able to take chairs into the pool like at PV.”

### **Focus on Management**

Enhancing operations and management practices was strongly represented throughout the study. Specifically, increasing operational hours, maintaining operability of systems, and upkeep of the facility were commonly referenced.

“Extra features would be nice, but first priority should be making the current features as nice and kept-up as can be.”

“We love the RP pool and would visit much more often if it had better hours (especially if it opened at 11am) and allowed us to bring in our own food (even if we had to keep the food to designated areas like the grass or picnic tables). If the pool has to close at 7 (instead of 8), could we skip the 6:00 safety check?”

Findings support enhanced communication and publication of the aquatic center, including hours and activities. The City of Roeland Park website is the most utilized method for communication.

“In addition to the big obvious stuff like keeping diving boards and slides open as well as adding more things for small kids, simple things like keeping FB up to date and getting a clock back out where it is visible would help a lot!”

### **Fitness and Competitive Swimming**

Fitness activities and competitive swimming is of distinct interest due to the number of programs geared towards these activities. The majority of the user groups engaged in this study have been patrons of the

Roeland Park Aquatic since its opening. Additionally, general attitudes towards these activities are positive.

"My husband and I are fitness and competitive swimmers. We love the aquatic center and bought our house to the close to the pool. We compete in triathlons and swim meets and love having a competition pool nearby."

"City needs year around swimming for fitness of residents."

### **Year-Round Swimming**

Interest in year-round swimming is present from user groups and from the general public, with fitness and competitive swimming users expressing the highest need and desire for this amenity. Feedback from the Community Feedback and Needs Assessment included both strong support for and also against the operation of year-round swimming. Feedback included the need for the facility to be financially sustainable and should be considered when moving forward.

"It is time to turn it in to a summer only facility. Very few Roeland Park kids are spending time at the pool."

"I use our pool in the summer and most of the people I know do the same. I don't feel strongly about the dome or winter swimming availability, unless the city were to embark upon a new facility shared with other small suburbs around us. Otherwise I think it's reasonable to have a nice, working summer pool – emphasis on nice and working."

"Please fix the dome to be able to provide year-round swimming. It is part of the reason I was so excited to move to Roeland Park."

"The absolute best lap swim pool!! We need this year-round option – outdoor and indoor!"

Fees have a satisfaction level of Satisfied and Very Satisfied of 56%, and 41% of people utilize fees as a moderate factor when choosing where to swim (3/5). This indicates that solutions that increase the subsidy or increase user fees are points for consideration and used to guide future options. At the time of this report, the project team was not made aware of support for increased or additional fees.

"If JoCo ceases financial support, I would recommend SUMMER ONLY with costs by swimmers."

"We do not support a winter program in Roeland Park, put some of the winter costs towards improving summer amenities."



## Alternative Options & Operations

### Introduction

The alternative options developed for this survey are intended to explore future aquatic options for the City of Roeland Park utilizing identified needs and interests identified throughout this study. The options were identified prior to the onset of the study and are intended to demonstrate projected capital and operating costs, revenues, and implications to guide future improvements at the aquatic center.

#### Alternative options include:

1. Alternative Option 1: Year-round + dome
2. Alternative Option 2: Year-round + fixed cover
3. Alternative Option 3: 8-months + no cover
4. Alternative Option 4: 3-months + no cover
5. Alternative Option 4a: 3-months + basic upgrades
6. Alternative Option 4b: 3-months + family aquatic center

### User Group Component Considerations

Each of the existing user groups have unique needs and areas of the facility in which they utilize. User group component considerations will be used when forecasting alternate facility options.

	Zero-Depth	Shallow Water (<5')	25Y Lap Lanes	50Y Lap Lanes	Deep Water (>5')	Slides / Diving / Fun Features
Open Swim	✓	✓			✓	✓
Lifeguard Training	✓	✓			✓	
Swimming Lessons	✓	✓				
Aqua Fitness		✓			✓	
Lap Swimming			✓	preferred		
Stingrays Swim Team			✓	preferred		
Masters Swimming			✓	preferred		
Blazers Swim Team			✓	preferred		
KC Water Polo					✓	
Pool Parties/Birthdays	✓	✓			✓	✓

## Alternative Option 1 - Year-round + dome

Alternative Option 1 is comparable to the operation of the previous year-round aquatic center with the dome, with a modification that the dome is inflated year-round. Large CIP improvements and/or modifications were not made to this alternative except as noted below.

### Projections include:

- Pool Size reflects the current square footage of the existing main pool
- Capital Costs include an estimate of purchase a new air-inflated dome, basic mechanical system and water treatment improvements, and minor amenity improvements (ADA chair, ADA ramp in zero-depth and toddler slide). An estimate of \$25 per s.f. of water surface was used for cost estimating for the dome; costs for existing buildings, HVAC, foundations, and other site work were not included in the Capital Cost.
- Operations include projected expenditures and revenues for a 12-month indoor season
- Cost Recovery ranges include study projections on the low end (32%) and the cost recovery goal based off the benchmarked facilities (60%)

Option 1 – Year-round + dome	
<b>Pool Size (s.f.)</b>	11,590
<b>Capital Costs</b>	
Estimated project costs	\$1.2 million *
<b>Operations</b>	
Expenditures	\$707,000
Revenues	\$227,000 - \$426,000
Cost Recovery	32% - 60%

*\*Estimated cost includes \$300,000 for recommendations identified in the Wates Edge Physical Assessment/Pool Evaluation Report, and excludes any amenity or play feature improvement not noted above.*

### **Benefits:**

- Year-round
- Lower construction cost (than brick and mortar building)

### **Challenges:**

- Capital investment
- Higher utility cost (than brick and mortar building)
- Financial sustainability
- Lower resident use based on history
- Ongoing maintenance of dome structure and utilities



## Alternative Option 2 - Year-round + fixed cover

Alternative Option 2 is comparable to the operation of the previous year-round aquatic center with the dome, with a modification that the structure is a pre-fabricated fixed structure in place year-round. Large CIP improvements and/or modifications were not made to this alternative except as noted below. Option 1 and Option 2 have the same financial projections, with differences in relation to the capital costs.

### Projections include:

- Pool Size reflects the current square footage of the existing main pool
- Capital Costs include an estimate of purchase a new pre-manufactured structure, basic mechanical system and water treatment improvements, and minor amenity improvements (ADA chair, ADA ramp in zero-depth and toddler slide). An estimate of \$90 - \$133 per s.f. of water surface was used for cost estimating for the fixed structure; costs for existing buildings, HVAC, foundations, and other site work were not included in the Capital Cost.
- Operations include projected expenditures and revenues for a 12-month indoor season
- Cost Recovery ranges include study projections on the low end (32%) and the cost recovery goal based off the benchmarked facilities (60%)

Option 2 – Year-round + fixed structure	
<b>Pool Size (s.f.)</b>	11,590
<b>Capital Costs</b>	
Estimated project costs	\$3 - \$4.8 million*
<b>Operations</b>	
Expenditures	\$707,000
Revenues	\$227,000 - \$426,000
Cost Recovery	32% - 60%

*\*Estimated cost includes \$300,000 for recommendations identified in the Wates Edge Physical Assessment/Pool Evaluation Report, and excludes any amenity or play feature improvement not noted above.*

### **Benefits:**

- Year-round
- Lower construction cost (than brick and mortar building)

### **Challenges:**

- Capital investment
- Higher utility cost (than brick and mortar building)
- Financial sustainability
- Lower resident use based on history
- Utilities



## Alternative Option 3 - 6-months + no cover

Alternative Option 3 extends the current operation to 6-months, with anticipated operating dates from April – October. Large CIP improvements and/or modifications were not made to this alternative except as noted below.

### Projections include:

- Pool Size reflects the current square footage of the existing main pool, kiddie pool, vortex pool and slide pool
- Capital Costs were not assessed in this option
- Operations include projected expenditures and revenues for a 6-month outdoor season
- Cost Recovery ranges include study projections on the low end (32%) and the cost recovery goal based off the benchmarked facilities (70%)

Option 3 – 6-months + no cover	
<b>Pool Size (s.f.)</b>	13,603
<b>Capital Costs</b>	
Estimated project costs	\$390,000*
<b>Operations</b>	
Expenditures	\$491,000
Revenues	\$158,000 - \$345,000
Cost Recovery	32% - 70%

*\*Estimated cost includes \$300,000 with a 30% misc./contingency for recommendations identified in the Wates Edge Physical Assessment/Pool Evaluation Report, and excludes any amenity or play feature improvements.*

### **Benefits:**

- It is similar to past operations
- Program participants serviced - rentals

### **Challenges:**

- Ongoing and increasing maintenance
- High heating costs (Expenditures based on 90 days)
- Decreasing attendance and revenue
- High staffing costs



## Alternative Option 4 - 3-months + no cover

Alternative Option 4 is comparable to the existing operation. Large CIP improvements and/or modifications were not made to this alternative except as noted below.

### Projections include:

- Pool Size reflects the current square footage of the existing main pool, kiddie pool, vortex pool and slide pool
- Capital Costs were not assessed in this option
- Operations include projected expenditures and revenues for a 3-month outdoor season
- Cost Recovery ranges include study projections on the low end (42%) and the cost recovery goal based off the benchmarked facilities (70%)

Option 4 – 3-months + no upgrades	
<b>Pool Size (s.f.)</b>	13,603
<b>Capital Costs</b>	
Estimated project costs	\$390,000*
<b>Operations</b>	
Expenditures	\$337,750
Revenues	\$142,500 - \$237,000
Cost Recovery	42% - 70%

*\*Estimated cost includes \$300,000 with a 30% misc./contingency for recommendations identified in the Wates Edge Physical Assessment/Pool Evaluation Report, and excludes any amenity or play feature improvements.*

### **Benefits:**

- It is similar to past operations

### **Challenges:**

- Ongoing and increasing maintenance
- Decreasing attendance and revenue
- High staffing costs





## Alternative Option 4a - 3-months + basic upgrades

Alternative Option 4a explores a summer operation with renovations to the existing aquatic center.

### Upgrade concepts include:

- Basic mechanical system and water treatment improvements
- Shade structures
- Remove sand pit and replace with concrete and shade
- Replace toddler slide to kiddie pool
- In-water bench and shade in zero-depth
- ADA ramp into zero-depth
- ADA chair addition to the lap area
- Soften with landscape
- Lighting



### Projections include:

- Pool Size reflects the current square footage of the existing main pool, kiddie pool, vortex pool and slide pool
- Capital Costs include the upgrades noted above.
- Operations include projected expenditures and revenues for a 3-month outdoor season
- Cost Recovery ranges include study projections on the low end (45%) and the cost recovery goal based off the benchmarked facilities (70%)

Option 4a – 3-months + basic upgrades	
<b>Pool Size (s.f.)</b>	13,603
<b>Capital Costs</b>	
Estimated project costs	\$680,000*
<b>Operations</b>	
Expenditures	\$337,750
Revenues	\$152,500 - \$237,000
Cost Recovery	45% - 70%

*\*Estimated cost includes \$300,000 with a 30% misc./contingency for recommendations identified in the Wates Edge Physical Assessment/Pool Evaluation Report, and excludes any amenity or play feature improvements not noted above.*

### **Benefits:**

- Reduce maintenance expenditures
- Increase operations efficiency
- Address basic public feedback

### **Challenges:**

- Capital investment
- High staffing costs

## Alternative Option 4b- 3-months + family aquatic center upgrades

Alternative Option 4b explores a summer operation with renovations to the existing aquatic center. Option E offers amenities to serve both recreation and fitness activities. According to the Recreation Management 2018 State of the Industry Annual Report, 30% of pool respondents plan on adding a splash park in 2018, 30% plan on adding water play structures, and 23.2% are planning to add poolside cabanas. These national statistics trend with the feedback received from the Roeland Park Aquatic Center public engagement and survey.

### Enhancement concepts include:

- Separate lap and leisure pools
- New mechanical and piping systems
- Replace kiddie pool with rentable shade/cabanas
- Add lazy river and wet deck
- Zero-depth/shallow with features
- Replace and relocate slides
- Maintain diving and add climbing wall and floatables
- Lighting



### Projections include:

- Pool Size reflects a projected square footage based on case study and population category averages per capita.
- Capital Costs include the enhancements and additions above.
- Operations include projected expenditures and revenues for a 3-month outdoor season
- Cost Recovery ranges include study projections on the low end (53%) and the cost recovery goal based off the benchmarked facilities (70%)

Option 4b – 3-months + family aquatic center	
Pool Size (s.f.)	11,000 – 13,000
Capital Costs	
Estimated project costs	\$4.7 million*
Operations	
Expenditures	\$316,500
Revenues	\$168,500-\$222,500
Cost Recovery	53% - 70%

\*Estimated cost includes recommendations identified in the Wates Edge Physical Assessment/Pool Evaluation Report.

### Benefits:

- Increase cost recovery
- Increase operations efficiency
- Address basic public feedback
- Improve amenities

**Challenges:**

- Capital investment
- No year-round swimming

## Alternative Options Summary

Below is a summary of the six alternative options financial and capital projections.

Option	Revenue	Expenditures	Subsidy	Cost Recovery	Capital Cost
<b>Option 1</b> <i>Dome</i>	\$227,000 - \$426,000	\$707,000	≤ \$480,000	32% - 60%	\$1.2M
<b>Option 2</b> <i>Fixed structure</i>	\$227,000 - \$426,000	\$707,000	≤ \$480,000	32% - 60%	\$3 - \$4.8M
<b>Option 3</b> <i>6-mo. outdoor</i>	\$158,000 - \$345,000	\$491,000	≤ \$333,000	32% - 70%	\$390,000
<b>Option 4</b> <i>3-mo. outdoor</i>	\$142,500 - \$237,000	\$337,750	≤ \$195,250	42% - 70%	\$390,000
<b>Option 4a</b> <i>3-mo. + upgrades</i>	\$152,500 - \$237,000	\$337,750	≤ \$185,250	45% - 70%	\$680,000
<b>Option 4b</b> <i>3-mo. + aquatic center</i>	\$168,500 - \$222,500	\$316,500	≤ \$148,000	53% - 70%	\$4.7M

## Future Programming Opportunities

The Roeland Park Aquatic Center currently offers core programs and activities, such as swimming lessons, aqua fitness, lap swimming and swim team. Additional activities to supplement current offerings and/or attract both youth and adult users are listed below.

- Baby pool hours
- Dive lessons
- Dive team
- Swim conditioning training
- Triathlon training (Example: Red's Triathlon Team)
- Package rental for swimming + weight training (community center)
- Aqua cycling, specialty work-out
- Fit mat/Glide fit fitness classes
- Water Walking (current channel/lazy river)
- Adaptive aquatic classes
- Infant survival classes (example: Swim Academy)
- Special events: boat races, movie night, membership appreciation
- Combine Stingrays Swim Team with a neighboring team
- Post-summer season dog swim
- Corporate Challenge
- School-related water safety or gym classes
- Boy scout/girl scout classes for badges
- Homeschool groups, gym classes
- Splashball – USA Water Polo (for youth)

## Marketing Strategy

Developing a plan for communicating and marketing a facility is an integral part of generating revenue and attendance. The Roeland Park Aquatic Center requires additional support in this arena due to being in a location that is not seen from arterial or residential streets, and has access that is remote. This setup substantially reduces visibility which reduces overall awareness and visual reminders that the facility is available.

Marketing the facility and offerings inform, educates and provides opportunities for users to prepare schedules, purchases and plans in both a preparatory and reactionary way. Well timed and strategically executed marketing techniques target the appropriate audience at a time that captures attention, awareness and ultimately revenue.

Feedback throughout the public engagement process emphasized the need to educate the general public about the facility, with participants asking for more communication about happenings at the facility. The majority of respondents utilize the City of Roeland Park website to receive information about the Roeland Park Aquatic Center, with e-newsletters being the second more common method in which respondents receive information. This suggests that having an easy-to-use and updated website with reliable e-newsletter distribution should receive adequate resources to maintain their effectiveness.

Platforms for marketing include digital, printed, and word-of-mouth, each with a strength and consideration to optimize their respective reach.

- Make City website easy to use. Examples include:
  - Updated content by having season information online by January 31 of each year
  - Make content easy to find by reducing clicks and put information on the web pages (versus PDF's)
  - Make sure pool information can be found via the search function by making "Pool" and synonym of "Aquatic Center"
  - Make registration easy to find by having a large button or clearly identified program section towards the top of the page
  - Showcase facility amenities through appealing photos
- Continue to utilize e-newsletters:
  - Currently, JCPRD sends a monthly newsletter regarding campus-wide activities
  - Ensure aquatics information is included in regular e-newsletters at appropriate times as referenced in the sample timeline below
  - Send to general distribution, past membership holders and past participants
  - Regularly share stories, key dates, and how to register
- Facebook strategy
  - Continue to utilize existing social media outlets, such as those listed below
  - The City's Facebook page can contain general facility information such as hiring, general hours, season, membership and program information
  - Roeland Park Aquatic Center Facebook page can contain content that is facility specific and more detailed, such as pool closures, openings in classes, and events
  - Roeland Park Stingrays Swim Team Facebook page is specific to the Stingrays Swim Team, and would focus on team management, registration, volunteers, meet and practice information, and best times

- Targeted advertising to certain groups of people who may be interested in fitness swimming, pools, family and outdoor activities
- Post events for people to respond as attending and that can be shared (example: dog swim, appreciation night, etc.)
- Printed publication (example: activity guide or brochure)
  - For a summer facility, early-spring and early-summer release dates are the priority
  - A year-round facility would require regular, ongoing release
- NextDoor app
  - Announce key dates and happenings
- Team Unify
  - Send messages about registration to past Stingrays participants
  - This is searchable for the Stingrays Swim Team, and keeping this updated like the website is helpful for those looking to participate
  - Team Unify is the team management software for all athletes, families and other teams and is the primary source for team specific information
- Word-of-mouth
  - Cross-marketing to other programs can increase interest of those people who are active and already participating
  - Encourage conversation that engages users without asking them to buy every time
  - Meet and talk with day-care centers, day groups and camps
  - Informed front desk and staff members that can answer questions and talk about services increases the interest in participating
  - Communicate with other City staff and departments to educate on the offerings and services, they can be advocates for business or customers themselves
- Additional Opportunities
  - Continue to utilize updated City entry banners for advertising pool hiring
  - Continue to utilize updated pool membership sales banner at the entrance to the aquatic center/community center campus
  - App to communicate delays or closures
  - Phone system with voicemail that can accept messages and communicate facility information
  - Coupons, or perks, for early-bird or combination purchasing
  - Special events or admission discounts, for example on Father's Day, Independence Day, Labor Day, or for Parks and Recreation Month
  - School e-backpacks, bulletin boards or paper distribution (*if permitted*)
- If applicable, Johnson County Parks and Recreation has Facebook pages and the My JCRPD publication

An example timeline is included to demonstrate when certain elements of communication could occur throughout the year to maintain interest and visibility of the facility. Key dates will be shown with short and acute time frames, emphasizing the importance in the timing of completion.



## Roeland Park Marketing Timeline

TASK	Annual											
	Jan	Feb	Mar	Apr	May	Jun	Jul	Aug	Sept	Oct	Nov	Dec
Staff Recruitment												
Release Season Dates, Activities <i>(prior to registration opening)</i>												
Program Registration												
Discounted Memberships												
Memberships/admission												
Opening Announcements												
Closing Announcements												
Website/Team Unify Updates												
Website	Ongoing											
Targeted Facebooks Ads												
General Social Media Posts	Ongoing/As-needed											
E-Newsletters	Ongoing/As-needed											

## Alternative Funding

Alternative funding efforts can be explored through grant opportunities and partnerships. Funding can be viewed as methods for attaining expenditure assistance and developing revenue generation.

### Grant opportunities

- American Academy of Dermatology (AAD) Shade Structure Program – to purchase permanent shade structures
- Land Water Conservation Fund (LCCF) – matching grants for the acquisition and development of public parks and outdoor recreation sites
- Kansas Recreation and Parks Association (KRPA) Healthy Hometown Grants – used to establish health and/or wellness activities, such as active living physical activity or healthy and safe physical environments
- Community Development Block Grant (CDBG) – to develop viable urban community development needs
- Kansas Health Foundation – provides support to health-related organizations
- BNSF Railway Foundation – supports civic agencies in areas in which BNSF has a strong presence or main line, including parks and recreation efforts
- LL Bean Charitable Giving Fund – support to ensure access to outdoor recreation
- Coca Cola Foundation – support active healthy living and recycling

- Lowes Community Partners Grant Program – helps build communities by giving support for grounds improvements and building renovations and upgrades

## Partnerships

- Work with the city of Kansas City, Missouri to offer services to residents of Kansas City
- Coordinate or combine pool usage with a surrounding community (ex. offer memberships or agreement for Roeland Park residents to utilize a neighboring community pool)
- YMCA partnership for management if facility was updated.
- During the duration of the study, several partnership and new ideas were shared:
  - Triathlon group utilization
  - Swim Academy youth and infant swim lessons
  - Blazers Swim Team enhanced involvement in facility management

## Transition Plan

The City of Roeland Park has three distinct options for management of the Roeland Park Aquatic Center.

1. 3<sup>rd</sup> party management - Johnson County Parks and Recreation District
2. 3<sup>rd</sup> party management - Private management company
3. City management

### *City Management*

The City of Roeland Park has the option to take over management of the Roeland Park Aquatic Center. This would allow the City to fully operate the facility under the full direction of administration, in line with the city's goals and brand. The City would have the opportunity to guide business development, including accounting, and revenue and expenditure setup, reports and reconciliation. Hiring internal staff to manage the facility provides the option to include more duties in the job description; this would allow aquatic staff to develop additional services for the City that may fall outside the Aquatic Center.

City operated facility management requires multi-level hiring and resources, including ancillary services such as Human Resources, Finance, I.T., Legal, Communications/Marketing, Maintenance, etc. Hiring of an aquatics supervisor or equivalent would be paramount in the successful operations of the facility. There is a consideration for planning for maintenance, including working with a service company to handle and teach the maintenance elements of the facility. Acquisition and maintenance of registration and scheduling software are also considerations for taking over facility management.

It is an option to retain contractual services from pool service companies to assist solely in facility maintenance. Facility start-up and winterization, daily oversight and service, and staff training are all options for inclusion in a maintenance service agreement. If the City were to operate the facility utilizing City staff, this option could assist staff in learning the system from technically proficient service professionals. This option could be in effect for one season in order to get internal staff comfortable with the systems, or could be ongoing.

### *3<sup>rd</sup> Party Management – Johnson County Parks and Recreation District*

Johnson County Parks and Recreation District has managed the Roeland Park Aquatic Center since it's opening in 1997. With this long-standing operational history, the District carries a considerable amount of institutional knowledge and provides a direct link to the Johnson County community. The proximity and relationship between the County and the District in regards to the Roeland Park Community Center and Roeland Park Sports Dome are unique and provide an opportunity for operational consistency and efficiency throughout the campus.

A challenge to this 3<sup>rd</sup> party management option is the level to which the City can oversee and/or stipulate business practices, quality control and operational detail. This option incorporates a second level of authority and oversight, which can be both a benefit and a challenge.

### *3<sup>rd</sup> Party Management – Private Management Company*

Private management companies are available to operate and manage aquatic facilities. Staffing, maintenance, front desk, concessions and programs are all areas that can be covered by an outside management group. Just as with the 3<sup>rd</sup> party management by the District, this option would provide a well-rounded offering for the facility, in which the City could rely on to operate the business.

Challenges to this option include the high cost in management fees and the level to which the City can oversee and/or stipulate business practices and operational detail. An additional challenge could be the integration of the City's brand and identify into day-to-day operations, and long-term development of the facility; strategic planning and growth would be items for consideration if a 3<sup>rd</sup> party were to operate the facility.

## Timeline

A new management structure will be in effect for the 2020 summer season. In order to get to a May 2020 opening date, a timeline has been developed to meet transition milestones.

**Roeland Park Transition Timeline**

TASK	2018		2019												2020				
	Nov	Dec	Jan	Feb	Mar	Apr	May	Jun	Jul	Aug	Sept	Oct	Nov	Dec	Jan	Feb	Mar	Apr	May
2019 JCPRD Agreement																			
Price Management Options																			
Decide Management Method																			
Annual Budget Justification																			
RFP Release (if required)																			
RFP Deadline (if required)																			
RFP Interview/Award (if required)																			
Internal Hiring (if required)																			
2020 Operating Plan																			
2020 Season Prep																			
2020 Opening																			

## Operational Plan

It is recommended to develop an annual Operational Plan under any of the management options noted above. The Operational Plan serves as a planning guide for the swimming season at the Roeland Park Aquatic Center, developing details ahead of the season in order to budget, schedule and plan strategically. Elements to include in the Operational Plan are:

- Recommended changes
- Season dates, hours and schedules
- Program details
- Staffing plans
- Marketing plans
- Technology integration
- Timeline
- Annual budget\*
  - Fee schedules
  - Staff hours and hourly rates
  - Projected revenues and expenses

*\*The annual budget will need to be developed in this plan if a 3<sup>rd</sup> Party Management method is selected. If the City will manage the facility, this exercise may be completed during the annual budget justification process at a time that fits with the City's timeline for budget approval. It is also an option that this full Operational Plan is completed at the time the annual budget justification is completed.*

## Opinions

Throughout the study, several themes emerged regarding the Roeland Park Aquatic Center. Those themes include:

- There is support and interest from the general community who utilize aquatic facilities for leisure purposes, and the fitness community who utilize aquatic facilities for lap swimming, programs and water aerobics.
- The need to improve cost recovery by reducing expenses and increasing revenue.
- There is ongoing and increasing maintenance that will continue until substantial improvements are made to the facility.

Options that can operate at a lower subsidy level while servicing both leisure and fitness users is a priority. The amount of subsidy the City is willing to provide will guide the future of selecting a preferred Option, however the explored Options that offer a 3-month outdoor operation fall in line with the themes listed above and combine considerations from both a fiscal and service perspective.

## Appendix

1. Budget trending and line item accounting
2. Visual Assessment Report by Waters Edge Aquatic Design
3. Roeland Park-Patron Load and Plumbing Facility Calculations and SFS compliance concept to meet Article 12 Non-Discrimination Code
4. Buildings visual assessment report by SFS

5. Conceptual building paint options by SFS
6. Market analysis in service area
7. Online surveys & completed comment cards
8. Johnson County weather trending
9. Sample operational plan template
10. Public engagement social media plan

---

<sup>i</sup> Map of Population by Tract in Roeland Park, <https://statisticalatlas.com/place/Kansas/Roeland-Park/Population>

<sup>ii</sup> City-Data.com, Population density (per square mile), <http://www.city-data.com/city/Roeland-Park-Kansas.html>

<sup>iii</sup> 2018 NRPA Agency Performance Review Park and Recreation Agency Performance Benchmarks, page 10

<sup>iv</sup> NRPA Agency Performance Review, Interactive Tools Interactive Tools, Interactive Data, Programming <https://www.nrpa.org/publications-research/research-papers/agency-performance-review/programming/>

<sup>v</sup> NRPA Agency Performance Review, Interactive Tools, Interactive Data, Programming <https://www.nrpa.org/publications-research/research-papers/agency-performance-review/programming/>

<sup>vi</sup> NRPA Agency Performance Review, Agency Performance Report, Kansas, <https://nrpaprorgis.com/ERReports/aprt.E.aspx>

<sup>vii</sup> NRPA Agency Performance Review, Agency Performance Report, Population 5,000 – 10,000, <https://nrpaprorgis.com/ERReports/aprt.E.aspx>

<sup>viii</sup> NRPA Agency Performance Review, Agency Performance Report, Population 5,000 – 10,000, <https://nrpaprorgis.com/ERReports/aprt.E.aspx>

<sup>ix</sup> 2018 NRPA Agency Performance Review Park and Recreation Agency Performance Benchmarks, page 5

<sup>x</sup> Recreation Management 2018 State of the Industry Annual Report on the Managed Recreation, Sports & Fitness Industry, June 2018

<sup>xi</sup> 2015 Statewide Comprehensive Outdoor Recreation Plan, <https://ksoutdoors.com/State-Parks/S.C.O.R.P.>



Roeland Park Aquatic Center							2017/2018		
Budget Trending & Accounting	2013 Actuals	2014 Actuals	2015 Actuals	2016 Actuals	2017 Actuals	2018 Actuals <i>(as of 11/13/18)</i>	Actuals % Change	2-Year Avg. ('17-'18)	Notes
REVENUES									
Charges for Services									
440410 PROGRAM FEES	\$ 59,042.06	\$ 59,836.82	\$ 55,638.00	\$ 44,803.18	\$ 37,081.44	\$ 20,134.48	-45.70%	\$ 28,607.96	JCPRD Day Camps
60007 Pre-School Aquatics	\$ -	\$ -	\$ -	\$ -	\$ 16,129.00	\$ 12,532.50	-22.30%	\$ 14,330.75	
60009 LABEL NOT AVAILABLE	\$ -	\$ -	\$ -	\$ -	\$ 3,489.00	\$ -			
60010 LABEL NOT AVAILABLE	\$ -	\$ -	\$ -	\$ -	\$ (8.00)	\$ -			
60131 Private Swim Lessons	\$ -	\$ -	\$ -	\$ -	\$ 8,586.00	\$ 2,795.00	-67.45%	\$ 5,690.50	
60154 Stingrays Swim Team	\$ -	\$ -	\$ -	\$ -	\$ 5,001.74	\$ 4,194.98	-16.13%	\$ 4,598.36	
60172 Water Polo	\$ -	\$ -	\$ -	\$ -	\$ 1,719.50	\$ 612.00	-64.41%	\$ 1,165.75	
60271 LABEL NOT AVAILABLE	\$ -	\$ -	\$ -	\$ -	\$ 2,164.20	\$ -	-100.00%	\$ 1,082.10	
440425 INTERNAL PROGRAM REVENUE	\$ 6,608.37	\$ 14,370.00	\$ 13,664.00	\$ 12,260.00	\$ 11,644.00	\$ 11,168.00	-4.09%	\$ 11,406.00	
451010 CONCESSION REVENUE	\$ 13,278.02	\$ 12,612.62	\$ 10,326.00	\$ 12,535.60	\$ 14,579.27	\$ 10,694.68	-26.64%	\$ 12,636.98	
451170 RETAIL SALES - TAXABLE	\$ -	\$ -	\$ -	\$ -	\$ 54.05	\$ 82.08	51.86%	\$ 68.07	Membership fees, day passes, punch cards
451180 PARTICPATION FEES	\$ 145,576.14	\$ 145,968.22	\$ 152,261.00	\$ 139,458.24	\$ 121,962.44	\$ 94,737.86	-22.32%	\$ 108,350.15	
60008 Aquatics Punch Card	\$ -	\$ -	\$ -	\$ -	\$ 11,081.14	\$ 2,758.20	-75.11%	\$ 6,919.67	
60033 Blazers Swim Team	\$ -	\$ -	\$ -	\$ -	\$ -	\$ 544.00	#DIV/0!	\$ 272.00	
60046 Daily Fees	\$ -	\$ -	\$ -	\$ -	\$ 36,691.50	\$ 32,988.50	-10.09%	\$ 34,840.00	
60047 Memberships Monthly	\$ -	\$ -	\$ -	\$ -	\$ -	\$ -	#DIV/0!	\$ -	
60107 LABEL NOT AVAILABLE	\$ -	\$ -	\$ -	\$ -	\$ 19,333.38	\$ (507.34)	-102.62%	\$ 9,413.02	
60276 Memberships Individual	\$ -	\$ -	\$ -	\$ -	\$ 54,856.42	\$ 58,954.50	7.47%	\$ 56,905.46	
451190 ADVERTISING SPONSERSHIPS	\$ 1,750.00	\$ -	\$ 400.00	\$ -	\$ -	\$ -	#DIV/0!	\$ -	
451225 TAXABLE SALES DISCOUNTS (CONTRA)	\$ (208.49)	\$ (162.64)	\$ (104.00)	\$ (139.63)	\$ (220.31)	\$ (22.85)	-89.63%	\$ (121.58)	
451230 NONTAXABLE SALES DISCOUNTS (CONTRA)	\$ (9,902.29)	\$ (7,960.04)	\$ (7,043.00)	\$ (3,372.19)	\$ (1,876.53)	\$ -	-100.00%	\$ (938.27)	
Charges for Services Total	\$ 216,143.81	\$ 224,664.98	\$ 225,142.00	\$ 205,545.20	\$ 183,224.36	\$ 136,794.25	-25.34%	\$ 160,009.31	
Other Revenue									
460655 FACILITY RENTAL	\$ 16,817.00	\$ 12,158.75	\$ 20,552.00	\$ 15,472.50	\$ 14,218.45	\$ 4,300.00	-69.76%	\$ 9,259.23	Blazers practice/meets, Bishop Miege, Rentals
60033 Blazers Swim Team	\$ -	\$ -	\$ -	\$ -	\$ 8,900.00	\$ 4,000.00	-55.06%	\$ 6,450.00	
60063 Facility Rentals	\$ -	\$ -	\$ -	\$ -	\$ 5,318.45	\$ 300.00	-94.36%	\$ 2,809.23	
460656 INTERNAL FACILITY RENTAL	\$ -	\$ -	\$ -	\$ -	\$ -	\$ -	#DIV/0!	\$ -	Payment from City to County
485010 CONTRIBUTION	\$ -	\$ -	\$ -	\$ -	\$ -	\$ 158.00	#DIV/0!	\$ 79.00	
480140 REIMBURSEMENT	\$ 213,351.14	\$ 213,950.45	\$ 185,661.20	\$ 175,973.83	\$ 186,979.48	\$ -	-100.00%	\$ 93,489.74	
485030 MISCELLANEOUS OTHER	\$ -	\$ -	\$ -	\$ -	\$ -	\$ -	#DIV/0!	\$ -	
Other Revenue Total	\$ 230,168.14	\$ 226,109.20	\$ 206,213.20	\$ 191,446.33	\$ 201,197.93	\$ 4,458.00	-97.78%	\$ 102,827.97	
Revenues	\$ 446,311.95	\$ 450,774.18	\$ 431,355.20	\$ 396,991.53	\$ 384,422.29	\$ 141,252.25	-63.26%	\$ 262,837.27	
EXPENDITURES									
Personnel Services									
500020 FULL-TIME SALARIES & WAGES	\$ 13,310.06	\$ 95,162.68	\$ 83,997.00	\$ 65,431.80	\$ 69,293.23	\$ 63,501.17	-8.36%	\$ 66,397.20	Internal transfer for Aquatic Manager, Aquatic Specialist and Maintenance Supervisor
0 No Function	\$ -	\$ -	\$ -	\$ -	\$ 57,422.35	\$ 51,238.14	-10.77%	\$ 54,330.25	
60043 Concessions	\$ -	\$ -	\$ -	\$ -	\$ 3,183.78	\$ 2,438.64	-23.40%	\$ 2,811.21	
60250 Maintenance	\$ -	\$ -	\$ -	\$ -	\$ 8,687.10	\$ 9,824.39	13.09%	\$ 9,255.75	
500030 PART-TIME SALARIES & WAGES	\$ 263,502.33	\$ 258,357.75	\$ 256,542.00	\$ 225,154.54	\$ 237,651.18	\$ 146,110.98	-38.52%	\$ 191,881.08	
0 No Function	\$ -	\$ -	\$ -	\$ -	\$ 1,572.36	\$ 5,632.88	258.24%	\$ 3,602.62	
60001 Administration	\$ -	\$ -	\$ -	\$ -	\$ 208,292.34	\$ 124,725.93	-40.12%	\$ 166,509.14	
60003 Aquatics 50+	\$ -	\$ -	\$ -	\$ -	\$ 1,677.01	\$ 350.71	-79.09%	\$ 1,013.86	
60009 Aquatics Safety Programs	\$ -	\$ -	\$ -	\$ -	\$ 7,556.63	\$ 7,141.40	-5.49%	\$ 7,349.02	
60033 Blazers Swim Team	\$ -	\$ -	\$ -	\$ -	\$ 9,190.22	\$ 2,163.75	-76.46%	\$ 5,676.99	
60043 Concessions	\$ -	\$ -	\$ -	\$ -	\$ 4,788.51	\$ 5,341.51	11.55%	\$ 5,065.01	
60154 Stingrays Swim Team	\$ -	\$ -	\$ -	\$ -	\$ 4,574.11	\$ 754.80	-83.50%	\$ 2,664.46	
500040 OVERTIME WAGE	not available	not available	not available	\$ 450.12	\$ 614.66	\$ 819.58	33.34%	\$ 717.12	
60001 Administration	\$ -	\$ -	\$ -	\$ -	\$ 250.30	\$ 113.63	-54.60%	\$ 181.97	
60009 Aquatics Safety Programs	\$ -	\$ -	\$ -	\$ -	\$ 17.93	\$ 6.84	-61.85%	\$ 12.39	
60043 LABEL NOT AVAILABLE	\$ -	\$ -	\$ -	\$ -	\$ 155.26	\$ -	-100.00%	\$ 77.63	
60154 Stingrays Swim Team	\$ -	\$ -	\$ -	\$ -	\$ 191.17	\$ 14.92	-92.20%	\$ 103.05	
60250 Maintenance	\$ -	\$ -	\$ -	\$ -	\$ -	\$ 684.19	#DIV/0!	\$ 342.10	
500060 LABEL NOT AVAILABLE	\$ -	\$ -	\$ -	\$ -	\$ -	\$ 256.88	#DIV/0!	\$ 128.44	
500230 CELLULAR PHONE ALLOWANCE	\$ -	\$ -	\$ 455.00	\$ 400.05	\$ 333.05	\$ 445.97	33.90%	\$ 389.51	
500260 OTHER SPECIAL PAY WAGES	\$ -	\$ -	\$ 213.00	\$ 489.15	\$ 129.04	\$ 169.73	31.53%	\$ 149.39	
500310 VACATION	not available	not available	not available	\$ 5,475.81	\$ 2,753.67	\$ 831.60	-69.80%	\$ 1,792.64	
500320 SICK	not available	not available	not available	\$ 1,387.69	\$ 4,029.00	\$ 2,022.09	-49.81%	\$ 3,025.55	
500330 HOLIDAY	not available	not available	not available	\$ 3,454.30	\$ 3,029.90	\$ 2,573.30	-15.07%	\$ 2,801.60	
500340 FLOATING HOLIDAY	not available	not available	not available	\$ 1,835.87	\$ 1,026.38	\$ 979.21	-4.60%	\$ 1,002.80	
500350 OTHER NONWORKED WAGES	not available	not available	not available	\$ 276.95	\$ 90.43	\$ 52.00	-42.50%	\$ 71.22	
500405 EMPLOYER PAID BENEFITS - BUDGET ONLY	not available	not available	not available	\$ -	\$ -	\$ -	#DIV/0!	\$ -	
500430 HEALTH INSURANCE	\$ 2,296.00	\$ 4,452.00	\$ 3,156.00	\$ 3,252.00	\$ 6,456.00	\$ 5,775.00	-10.55%	\$ 6,115.50	
501195 LABEL NOT AVAILABLE	\$ -	\$ -	\$ -	\$ -	\$ 9,702.38	\$ -	-100.00%	\$ 4,851.19	
Personnel Services Total	\$ 279,108.39	\$ 357,972.43	\$ 344,363.00	\$ 307,608.28	\$ 325,406.54	\$ 223,537.51	-31.31%	\$ 274,472.03	
Contractual Services									
510010 ELECTRICITY	\$ 56,055.53	\$ 54,864.27	\$ 53,985.00	\$ 54,158.95	\$ 49,797.87	\$ 23,177.44	-53.46%	\$ 36,487.66	2017: Dumpsters and removal of dome
510020 NATURAL GAS/PROPANE	\$ 64,208.64	\$ 59,153.88	\$ 44,009.00	\$ 38,745.47	\$ 35,187.24	\$ 4,747.67	-86.51%	\$ 19,967.46	
510030 FUEL OIL-GASOLINE OR DIESEL	\$ 12.60	\$ 104.70	\$ 30.00	\$ -	\$ -	\$ -	#DIV/0!	\$ -	
510040 WATER	\$ 15,558.23	\$ 13,405.09	\$ 12,449.00	\$ 15,725.08	\$ 13,451.97	\$ 11,473.64	-14.71%	\$ 12,462.81	
510050 SEWER	\$ 10,848.51	\$ 15,662.06	\$ 14,849.00	\$ 19,562.52	\$ 19,278.30	\$ 14,193.30	-26.38%	\$ 16,735.80	
510060 TRASH HAULING & RELATED SERVICES	\$ -	\$ -	\$ -	\$ 66.02	\$ 1,191.68	\$ -	-100.00%	\$ 595.84	
510110 TELEPHONE	\$ 6,092.90	\$ 7,088.90	\$ 9,158.00	\$ 6,699.22	\$ 2,950.02	\$ 3,001.61	1.75%	\$ 2,975.82	
510115 LONG DISTANCE TELEPHONE	\$ -	\$ -	\$ 46.00	\$ 17.06	\$ 82.43	\$ 47.62	-42.23%	\$ 65.03	
510140 POSTAGE VIA US POSTAL	\$ 1,318.41	\$ 812.21	\$ 841.00	\$ -	\$ 19.09	\$ -	-100.00%	\$ 9.55	
510190 LABEL NOT AVAILABLE	\$ -	\$ -	\$ -	\$ -	\$ -	\$ 281.96	#DIV/0!	\$ 140.98	
510200 LODGING COSTS	not available	not available	not available	\$ -	\$ 120.84	\$ 902.71	647.03%	\$ 511.78	Facebook AD
510215 MEALS & TIPS - LOCAL & SAME DAY TRAVEL	not available	not available	not available	\$ 268.21	\$ -	\$ -	#DIV/0!	\$ -	
510216 MEALS & TIPS - OVERNIGHT TRAVEL	not available	not available	not available	\$ 224.00	\$ 140.25	\$ 350.00	149.55%	\$ 245.13	
510217 MEALS & TIPS - NON-TRAVEL	not available	not available	not available	\$ -	\$ -	\$ -	#DIV/0!	\$ -	
510225 MILEAGE REIMBURSEMENT - LOCAL & SAME DAY TRAVEL	\$ 7.34	\$ 2,233.57	\$ 1,519.00	\$ 1,872.10	\$ 1,353.34	\$ 298.84	-77.92%	\$ 826.09	
510250 VEHICLE RENTAL	not available	not available	not available	\$ 294.82	\$ -	\$ -	#DIV/0!	\$ -	
510305 LABEL NOT AVAILABLE	\$ -	\$ -	\$ -	\$ -	\$ -	\$ 166.67	#DIV/0!	\$ 83.34	
510310 ADVERTISING FOR RECRUITMENT	\$ -	\$ 50.00	\$ 25.00	\$ 75.00	\$ 100.00	\$ 7.48	-92.52%	\$ 53.74	
510440 MEDICAL OR DENTAL PREMIUM	not available	not available	not available	\$ -	\$ -	\$ -	#DIV/0!	\$ -	
510580 MEMBERSHIPS/DUES	\$ 390.00	\$ 520.00	\$ 669.00	\$ 245.00	\$ -	\$ 299.00	#DIV/0!	\$ 149.50	
510750 BANK CHARGES	\$ 4,174.15	\$ 2,944.07	\$ 2,733.00	\$ 3,059.11	\$ 3,409.31	\$ 2,090.67	-38.68%	\$ 2,749.99	2018: Team Unify
510790 MANAGEMENT SERVICES	\$ 3,406.00	\$ 2,090.00	\$ 2,812.00	\$ 988.00	\$ 1,672.00	\$ 950.00	-43.18%	\$ 1,311.00	
510830 CONTRACTUAL MEDICAL SERVICES	\$ 175.00	\$ -	\$ -	\$ -	\$ -	\$ -	#DIV/0!	\$ -	

510920 CPE CONTINUING PROFESSIONAL EDUCATI	\$ 400.00	\$ 105.00	\$ 180.00	\$ 296.50	\$ -	\$ 156.00	#DIV/0!	\$ 78.00	Keller Fire Inspection, % Increase
510930 NON-CPE CONTINUING PROFESSIONAL EDI	\$ 3,610.00	\$ 2,540.00	\$ 3,200.00	\$ 395.00	\$ 551.00	\$ 874.00	58.62%	\$ 712.50	
520005 PEST CONTROL	not available	not available	not available	\$ -	\$ 617.96	\$ 396.00	-35.92%	\$ 506.98	
520015 INSPECTION SERVICES	\$ -	\$ 57.00	\$ 81.00	\$ 275.00	\$ 5,916.83	\$ 390.35	-93.40%	\$ 3,153.59	
520035 LAUNDRY RUG UNIFORM CLEANING	\$ -	\$ -	\$ 29.00	\$ -	\$ -	\$ -	#DIV/0!	\$ -	
520075 PRINTING OR COPYING SERVICES	\$ 1,202.00	\$ 1,054.64	\$ 1,214.00	\$ 51.03	\$ 253.37	\$ 98.59	-61.09%	\$ 175.98	
520245 RECREATIONAL SERVICES	not available	not available	not available	\$ 98.08	\$ 2,684.22	\$ -	-100.00%	\$ 1,342.11	
520271 LABEL NOT AVAILABLE					\$ 12.20				
520272 INTERNAL CONTRACTUAL SERVICES	\$ 72,836.00	\$ 11,467.50	\$ 10,501.00	\$ 10,352.55	\$ 15,037.00	\$ 9,758.30	-35.10%	\$ 12,397.65	JCPRD Internal transfers (community relations, employee recognition, RACKO, IT, Registration, Recreation Administration)
520275 CONTRACTUAL SERVICES - UNCLASSIFIED	\$ 37,750.92	\$ 42,496.32	\$ 34,537.00	\$ 5,620.99	\$ 4,757.50	\$ 18,180.43	282.14%	\$ 11,468.97	LG certifications, whentowork, P1 Group pymt (network), 2018: Plumbing
520531 INTERNAL FACILITY RENTAL	\$ 663.00	\$ 820.00	\$ 882.00	\$ 598.50	\$ 87.50	\$ 27.50	-68.57%	\$ 57.50	Dome repair
520540 EQUIPMENT & FURNISHINGS RENTAL	\$ -	\$ -	\$ -	\$ 3,315.74	\$ 3,803.80	\$ 3,086.57	-18.86%	\$ 3,445.19	
520570 RENTAL OR LEASING - UNCLASSIFIED	\$ 2,330.00	\$ 2,688.95	\$ 5,635.00	\$ 160.00	\$ 904.00	\$ -	-100.00%	\$ 452.00	
520630 EQUIPMENT AND FURNITURE LEASES	\$ 940.28	\$ 475.40	\$ -	\$ 800.00	\$ -	\$ 640.00	#DIV/0!	\$ 320.00	
520680 BUILDING REPAIR	\$ -	\$ -	\$ -	\$ 2,006.87	\$ 2,000.62	\$ 36,295.07	1714.19%	\$ 19,147.85	
520685 INTERIOR BUILDING MAINTENANCE	\$ 13.41	\$ -	\$ -	\$ 880.92	\$ 1,035.48	\$ -	-100.00%	\$ 517.74	
520690 EQUIPMENT & FURNISHINGS REPAIR	\$ 1,429.66	\$ 297.50	\$ 32.00	\$ 28,594.89	\$ 21,852.38	\$ 4,292.46	-80.36%	\$ 13,072.42	
520695 SECURITY SYSTEM MAINTENANCE & REPAI	\$ -	\$ -	\$ 160.00	\$ -	\$ -	\$ -	#DIV/0!	\$ -	
520740 HEAVY EQUIPMENT MAINT & REPAIR	not available	not available	not available	\$ -	\$ 398.00	\$ -	-100.00%	\$ 199.00	
520750 HVAC EQUIPMENT MAINT & REPAIR	\$ -	\$ -	\$ -	\$ 1,168.33	\$ 2,869.00	\$ 2,310.50	-19.47%	\$ 2,589.75	
520770 LABEL NOT AVAILABLE	\$ -	\$ -	\$ -	\$ -	\$ -	\$ 29.04	#DIV/0!	\$ 14.52	KS Amusement Ride, JOCO Health & Envt, KS State
520780 MA - COMPUTER EQUIPMENT	\$ 9.08	\$ -	\$ 397.00	\$ -	\$ -	\$ -	#DIV/0!	\$ -	
520870 LABEL NOT AVAILABLE	\$ -	\$ -	\$ -	\$ -	\$ -	\$ 409.77	#DIV/0!	\$ 204.89	
520875 KANSAS SALES TAX EXPENSE (P-CARD)	not available	not available	not available	\$ 16.38	\$ -	\$ -	#DIV/0!	\$ -	
	\$ 636.06	\$ 993.08	\$ 490.00	\$ 595.00	\$ 640.00	\$ 620.00			
520880 LICENSES AND PERMITS							-3.13%	\$ 630.00	
Contractual Services Total	\$ 284,067.72	\$ 221,924.14	\$ 200,463.00	\$ 197,226.34	\$ 192,163.00	\$ 139,565.39	-27.37%	\$ 165,864.20	

Materials & Supplies

530015 OFFICE SUPPLIES	\$ 2,565.81	\$ 1,724.99	\$ 1,926.00	\$ 1,081.33	\$ 1,263.98	\$ 552.50	-56.29%	\$ 908.24	
530025 BOOKS, NEWSPAPERS, PERIODICALS	\$ -	\$ -	\$ -	\$ -	\$ -	\$ -	#DIV/0!	\$ -	
530030 PERSONAL CARE	not available	not available	not available	\$ 29.91	\$ -	\$ -	#DIV/0!	\$ -	
530075 UNIFORMS	\$ 6,230.70	\$ 4,986.10	\$ 7,220.00	\$ 5,632.60	\$ 2,601.95	\$ 2,033.33	-21.85%	\$ 2,317.64	
530090 CLOTHING LINEN - UNCLASSIFIED	\$ 42.50	\$ 44.85	\$ 81.00	\$ 231.00	\$ 69.85	\$ 189.55	171.37%	\$ 129.70	
530110 FOOD	\$ 1,500.65	\$ 1,483.46	\$ 1,301.00	\$ 1,175.07	\$ 2,402.63	\$ 75.85	-96.84%	\$ 1,239.24	
530115 KITCHEN & FOOD SERVICE SUPPLIES	not available	not available	not available	\$ 8.42	\$ -	\$ -	#DIV/0!	\$ -	
530127 CONTRACEPTIVES	not available	not available	not available	\$ -	\$ -	\$ -	#DIV/0!	\$ -	
530135 ICE & SNOW REMOVAL CHEMICALS	\$ 232.42	\$ 277.94	\$ 246.00	\$ 98.50	\$ -	\$ -	#DIV/0!	\$ -	
530145 CHEMICALS - UNCLASSIFIED	\$ 26,577.56	\$ 38,158.31	\$ 31,448.00	\$ 28,743.90	\$ 23,340.51	\$ 15,028.17	-35.61%	\$ 19,184.34	
530160 BUILDING - IMPROVEMENTS	not available	not available	not available	\$ 342.28	\$ 13.84	\$ 1,695.06	12147.54%	\$ 854.45	Staff laptop
530170 BUILDING MATERIALS & SUPPLIES	\$ 5,913.85	\$ 10,749.60	\$ 4,054.00	\$ 2,826.15	\$ 986.44	\$ 10,245.27	938.61%	\$ 5,615.86	
530175 ELECTRICAL SUPPLIES	not available	not available	not available	\$ 141.50	\$ 157.25	\$ 284.09	80.66%	\$ 220.67	
530180 PLUMBING SUPPLIES	\$ -	\$ 167.97	\$ -	\$ 7,737.42	\$ 358.44	\$ 374.93	4.60%	\$ 366.69	
530265 TOOLS	\$ 140.47	\$ 64.21	\$ 6.00	\$ -	\$ 9.48	\$ 364.62	3746.20%	\$ 187.05	
530270 LAWN CARE SUPPLIES	not available	not available	not available	\$ 45.98	\$ 81.13	\$ 221.59	173.13%	\$ 151.36	
530275 JANITORIAL SUPPLIES	\$ 3,496.29	\$ 4,497.53	\$ 3,041.00	\$ 1,621.86	\$ 1,961.49	\$ 1,245.36	-36.51%	\$ 1,603.43	
530285 PEST CONTROL SUPPLIES	\$ -	\$ 11.94	\$ -	\$ -	\$ -	\$ -	#DIV/0!	\$ -	
530290 RECREATIONAL & CRAFT SUPPLIES	\$ 1,302.75	\$ 2,003.74	\$ 1,643.00	\$ 41.98	\$ 35.00	\$ 642.45	1735.57%	\$ 338.73	
530310 SAFETY SUPPLIES	\$ 396.54	\$ 464.14	\$ 499.00	\$ 528.76	\$ 242.70	\$ 556.82	129.43%	\$ 399.76	
530325 OPERATING SUPPLIES - UNCLASSIFIED	\$ 62.75	\$ 554.28	\$ 570.00	\$ 234.38	\$ 78.61	\$ 658.36	737.50%	\$ 368.49	Concession supplies US Foods, Sams, Coke
530330 EQUIPMENT & MOTOR REPAIR PARTS	\$ 11.50	\$ 95.60	\$ 5.00	\$ -	\$ -	\$ 902.80	#DIV/0!	\$ 451.40	
530345 FUEL	\$ 67.62	\$ 16.84	\$ 55.00	\$ 180.82	\$ 61.20	\$ 57.15	-6.62%	\$ 59.18	
530380 PUMPS & MOTORS	not available	not available	not available	\$ -	\$ 62.00	\$ -	-100.00%	\$ 31.00	
530402 HVAC MAINT & EQUIP PARTS	not available	not available	not available	\$ 19.88	\$ -	\$ -	#DIV/0!	\$ -	
530435 LAWN, GARDEN, & SNOW EQUIPMENT	\$ -	\$ 2,800.00	\$ -	\$ 199.00	\$ -	\$ -	#DIV/0!	\$ -	
530440 FURNISHINGS & OFFICE EQUIPMENT	\$ 180.00	\$ -	\$ -	\$ 2,054.31	\$ 369.99	\$ -	-100.00%	\$ 185.00	
530445 APPLIANCES	\$ -	\$ -	\$ -	\$ -	\$ -	\$ 123.20	#DIV/0!	\$ 61.60	
530455 FOOD SERVICE EQUIPMENT	\$ 135.00	\$ 577.98	\$ 6.00	\$ -	\$ -	\$ -	#DIV/0!	\$ -	
530465 SAFETY EQUIPMENT	\$ 724.69	\$ 1,585.70	\$ 516.00	\$ 1,141.14	\$ 407.10	\$ 1,187.36	191.66%	\$ 797.23	
530480 COMPUTER SOFTWARE	\$ -	\$ 195.97	\$ 594.00	\$ 299.00	\$ 661.89	\$ -	-100.00%	\$ 330.95	2018: Trenching and concrete
530485 COMPUTER HARDWARE	\$ -	\$ -	\$ 296.00	\$ 2,696.82	\$ 7,635.24	\$ -	-100.00%	\$ 3,817.62	
530505 COMMUNICATION EQUIPMENT	\$ -	\$ -	\$ 269.00	\$ -	\$ -	\$ -	#DIV/0!	\$ -	
530510 JANITORIAL EQUIPMENT	not available	not available	not available	\$ -	\$ 103.46	\$ -	-100.00%	\$ 51.73	
530515 RECREATION EQUIPMENT	\$ -	\$ -	\$ 5,568.00	\$ 693.45	\$ 1,577.85	\$ 4,526.10	186.85%	\$ 3,051.98	
530530 MINOR EQUIPMENT - UNCLASSIFIED	\$ 295.47	\$ -	\$ 699.00	\$ -	\$ -	\$ -	#DIV/0!	\$ -	
530531 COGS GENERAL	not available	not available	not available	\$ -	\$ 889.20	\$ 982.80	10.53%	\$ 936.00	
530535 CONCESSIONS - COGS	\$ 7,998.00	\$ 7,214.78	\$ 5,998.00	\$ 8,484.25	\$ 5,999.27	\$ 4,661.31	-22.30%	\$ 5,330.29	
530540 NURSERY STOCK	\$ 353.37	\$ 115.39	\$ 725.00	\$ 205.60	\$ 131.56	\$ -	-100.00%	\$ 65.78	
530545 TONER CARTRIDGES	not available	not available	not available	\$ 250.00	\$ -	\$ -	#DIV/0!	\$ -	
Materials & Supplies Total	\$ 58,227.94	\$ 77,791.32	\$ 66,766.00	\$ 66,745.31	\$ 51,502.06	\$ 46,608.67	-9.50%	\$ 49,055.36	

Other Expense									
560130 OVER/SHORT	\$ 38.96	\$ 16.12	\$ (0.35)	\$ (40.40)	\$ (5.66)	\$ (27.82)	391.52%	\$ (16.74)	2018: Trenching and concrete
600220 LABEL NOT AVAILABLE	\$ -	\$ -	\$ -	\$ -	\$ -	\$ 57,161.27	#DIV/0!	\$ 28,580.64	
Other Expense Total	\$ 38.96	\$ 16.12	\$ (0.35)	\$ (40.40)	\$ (5.66)	\$ 57,133.45	-1009524.91%	\$ 28,563.90	

Capital Outlay									
709280 FUND TRANSFER TO PRK CAPITAL IMPROVE	\$ 38.96	\$ 16.12	\$ 3,599.00	\$ -	\$ -	\$ 990.00	#DIV/0!	\$ 495.00	
Other Expense Total	\$ 38.96	\$ 16.12	\$ 3,599.00	\$ -	\$ -	\$ 990.00	#DIV/0!	\$ 495.00	

GAAP Expenses									
540110 GAAP (NB) - DEPRECIATION EXPENSE	\$ 1,296.24	\$ 1,425.82	\$ 1,555.48	\$ 1,555.48	\$ 1,555.48	\$ 1,296.20	-16.67%	\$ 1,425.84	
GAAP Expense Total	\$ 1,296.24	\$ 1,425.82	\$ 1,555.48	\$ 1,555.48	\$ 1,555.48	\$ 1,296.20	-16.67%	\$ 1,425.84	

Total Expenditures	\$ 622,778.21	\$ 659,145.95	\$ 616,746.13	\$ 573,095.01	\$ 570,621.42	\$ 469,131.22	-17.79%	\$ 519,876.32
Total Revenues (w/o City reimbrsement to District)	\$ 232,960.81	\$ 236,823.73	\$ 245,694.00	\$ 221,017.70	\$ 197,442.81	\$ 141,252.25	-28.46%	\$ 262,837.27
Net	\$(389,817.40)	\$(422,322.22)	\$(371,052.13)	\$(352,077.31)	\$(373,178.61)	\$(327,878.97)		\$ (257,039.05)
Subsidy (w/o City reimbrsement to District)	62.59%	64.07%	60.16%	61.43%	65.40%	69.92%	6.92%	67.66%
Cost Recovery (Total)	37.41%	35.93%	39.84%	38.57%	34.60%	30.11%	-12.98%	32.36%
Cost Recovery (Internal transfers and items in red not included)	43.41%	42.86%	47.05%	44.44%	40.60%	35.68%	-12.12%	38.14%

## Roeland Park Facility Evaluation

July 16, 2018

### Existing Pools

- Four outdoor seasonal pools at the time of this report. The main pool previously was operated as an indoor pool after the summer season with an air-supported dome, but was taken down and not reinstalled or repurchased after severe damage in the fall of 2017.
- A bathhouse and a separate filter building
- Parking shared with the adjacent community center
- Constructed in 1996-1997 which yields an operating life of 21 years

### Pool System Criteria

- Main pool water area is 12,316 sq. ft. with a volume of 471,255 gallons; the design recirculation rate per plans is 1,700 gpm, which gives a turnover rate of 4.6.
- Water slide plunge pool water area is 724 sq. ft. with a volume of 17,458 gallons; the design recirculation rate is 80 gpm, which gives a turnover of 3.6.
- A vortex pool has a water area of 1,129 sq. ft. and a volume of 17,982 gallons; the design recirculation rate is 70 gpm, which gives a turnover of 4.3.
- The youth pool has a water area of 1,104 sq. ft. and a volume of 3,344 gallons; the design recirculation rate is 60 gpm, which gives a turnover of 0.9.
- The total required pump recirculation rate is 1,910 gpm; two recirculation pumps are provided that are rated for 1,000 gpm each. Design plans list two 20 hp pumps. The two pump nameplates show head ratings for 45 ft. and 60 ft. each. No hp ratings were observed. The lower head pump requires a 15 hp motor, while the higher head pump needs a 25 hp motor for 1,000 gpm production. Mismatched pumps/motors in parallel are not advised. We observed the smaller motor to be operating at a higher temperature than the other motor, meaning it is under stress while pumping against the higher-pressure pump.
- Working pressure gages and flow meters are not installed for the pumps; discharge valves are manually adjusted. A totalizing flow meter for the combined flow from both pumps is provided after the filters. Observed flow on two different site visits varied from 1,600 gpm to nearly 1,900 gpm on each respective visit.
- Two filter tanks are in use. Each tank has dual filter cells. Each filter diameter is 78 inches. This gives a filter surface area of 33.2 sq. ft. for each of the four cells. The total filter area is 133 sq. ft.; for a total flow of 1,910 gpm, the filter surface loading rate is 14.4 gpm/sq. ft., which is a minimum rate.
- Filter backwash water drains through a marginal air gap to a holding tank before draining to the sanitary sewer system. The air gap separation should be increased. The required backwash rate is 15 gpm/sq. ft. of filter area which equals 498 gpm per filter cell or 996 gpm for one filter tank (2 cells). The filter face piping size is 8 inch which gives a flow velocity less than 10 feet per second, a maximum design goal.
- Filtered water from one tank is used to backwash the second tank. This is a good design feature. the original drawings listed stainless steel filter tanks, but we observed several localized areas of rust. Both filter tanks were painted white. Stainless steel does not need a paint coating.

- The backwash pipe reduces from 8-inch to a larger funnel back to 8-inch piping. This size piping is too small for basically gravity flow after the air gap. A running trap is also installed after the air gap. Both these conditions combine to restrict the backwash flow and likely will cause overflows and flooding the filter room floor. A backwash tank stores the water and further restricts how fast the water can drain into the sanitary sewer. Without a flow meter to help control the backwash rate to avoid flooding while maintaining an adequate filter backwash rate, the current system cannot be adequately operated.
- A single low-pressure ultraviolet (UV) light system is installed after the filters. The stainless steel container shows several streaks of rust, perhaps from improper fasteners. The UV system is installed several feet above the floor, making maintenance difficult. Of immediate concern is the severely corroded steel stand used to support the UV unit. This needs correction to avoid staff injuries and attached pipe damage.
- Access to piping and valves requires climbing ladders.
- A pool controller is installed and monitors the pool pH and disinfectant level. We observed a pH of 7.4 on the controller, which is reasonable and appropriate. The free chlorine reading on the controller was 0.6 ppm (an ORP of 602). We recommend the disinfectant level be kept at 1.0 or even higher, especially leading into hot afternoons. As a note, logs from manual water testing were not requested to be seen.
- The pump electrical conduits are poorly supported.
- The autofill system does not function well; wiring appears missing.
- The installed pool water treatment system is not ideal. Pool water from all four pools is returned to the single balance tank and mixed together. All the pool water is then sent to the single filter system and then sent to the separate pools. Small ineffective flow meters were originally installed on the individual supplies to each pool. Currently, all the control valves for the smaller three pools were wide open. The operator cannot know what flows are going to each individual pool.
- Current pool chemicals include sodium hypochlorite for disinfection and sulfuric acid for pH control. Available dry chemicals observed for other pool water adjustments include cyanuric acid, sodium bisulfate and calcium chloride. JCPRD indicated that sodium bicarbonate and sodium thiosulfate are also stocked.
- Chemical storage areas are within the filter building at the upper level. Currently 55 gallon drums are used for sodium hypochlorite (bleach) and sulfuric acid. Minimal fuming or off-gasing was observed, but metal corrosion, particularly the doors, is evident. Fiberglass doors and frames are recommended.
- It appears that the pool chemicals are pumped into the filtered water line after the UV unit. This give the chemicals very little distance to mix evenly. Water quality going to each pool will likely vary. Manual chemical readings should be taken in each pool 3 to 4 times each day.
- The original ton chlorine cylinder area is now used for miscellaneous storage. It could be used for bleach storage and for acid storage.
- Inadequate air ventilation was observed in the filter room and the chemical storage area.
- Acid room in poor condition; concrete secondary containment deteriorated; doors and light switch corroded; no ventilation.
- Two new Aquas pool heaters were recently installed. Primary heating is when the main pool is enclosed for fall through spring use.

- Insulation was poorly attached to the roof and walls in the filter room. When the main pool is used in the non-summer season, condensation and resulting corrosion will continue. With the open top balance tank and an inadequate vapor barrier at the insulation, the fiberglass batt insulation will continue to fail. A different type insulation is needed, such as extruded polystyrene plus a vapor barrier.
- Four pits are placed around the pools. The pit (no. 1) just north of the lap pool contains an air compressor. The pit (no. 2) just north of the slide plunge pool contains a small tank that is used to balance the flows from the main drain and the gutter before a small pump sends the water back to the filter building. the small pump cycles every 15 seconds which is not good for a pumps durability. A larger pump takes water from the plunge pool and feeds the two water slides. The pit top is primarily steel, which is hot enough to burn skin. A carpet material is attached to help protect patron's feet. A small portion of grating in the pit top provides ventilation for the pumps. A floor drain removes water but was partially covered with debris. If the small balance tank overflows and the floor drain is plugged, the pit fills and damages the two pumps. Pits 3 and 4 at the vortex pool and the youth pool, respectively, are comparable to pit no. 2. This system of balancing flows at each pit combined with the lack of flow meters makes pool recirculation a trial and error effort each day for the operators and an ongoing hazard for the six pumps in the three pits.
- Main pool structure appears to be in good physical condition. Repair work on the main drain was completed this spring. A refurbishment for the movable bulkhead is on order.
- The air supported dome track is a potential toe catcher. If the dome will not be replaced, the track should be filled.
- The deck concrete has multiple areas that are chipped and cracked. Freeze/thaw failure of deck concrete aggregate is evident, especially at construction and sawcut joints.
- Electrical junction boxes on the pool deck are used for the air dome lighting but are a nuisance and can be a hazard. They should be removed if the dome will not be replaced.
- Two area light poles have physically failed and toppled.
- The pool perimeter fence along the south and east sides is hidden behind trees and brush. This may become a safety concern if additional features are provided.
- At the time of assessment, the vortex pool shows cloudy water; perhaps the recirculation rate to this pool is inadequate. Another option is that the recently painted vortex pool experienced chalking, and/or there was residual dust and debris from recent repair to the vortex main drain.
- Deck caulking around the pool perimeter is in poor condition and is missing in large areas.
- The water slide top landing has a significant crack that has been patched with caulking.
- Gaps in the slide railings are unsafe (see photo below).
- Family slide has a significant crack.
- The slide support column hardware is corroded.
- The ADA lift installed along the east side of the leisure pool area is not functional and was anchored in a backstroke stanchion sleeve. The backstroke pennant line is tied to the lift, so the line is now at an angle to the lap lanes. A new lift is needed. The backstroke pennant needs to be moved to a proper stanchion.
- The main lap and diving area does not have ADA access while the bulkhead is in place. An ADA lift is recommended.



- ADA access is not needed to the slide plunge pool but must be added to the vortex and youth pools.
- Minimal shade is provided; additional shade recommended.
- Sand play area is a nuisance and should be considered for removal.
- Deck drainage along north side of youth pool creates ponded areas and is a hazard.
- Diving stands are a little too tall for the Roeland Park pool. The one-meter stand measures 46 inches from water level to the board surface. The minimum for a one-meter board is 3.28 ft (39.4 inches). Even with an allowed 2-inch tolerance, the one-meter board is high. For competition diving, this board would not be allowed. For recreation, it is acceptable because it will be installed in a 3-meter board basin.

The three-meter stand measures 10.06 ft (10 ft-3/4 inch) from water level to board surface. FINA standards allow a plus 2-inches tolerance. The 3-meter board minimum height is 9.84 ft., so the difference is 0.22 ft or 2.64 inches. This exceeds the 2-inch FINA tolerance, so the 3-meter board should not be used for competition. For recreation safety, it is questionable for recreation use, and it is recommended to continue investigating the use of the 3-meter board height as-is for recreational use. Waters Edge will continue to look into this and will provide an updated report.

The existing diving clearances are adequate for a proper three-meter springboard, so even if the one-meter stand is taller than a true one-meter stand, the depths will be safe.

- While assisting SFS in verifying fixture counts for their review of compliance strategies for the Article 12 Discrimination Code, a review of the bather load was conducted on the facility. This review produced a variation in square footage of water surface area than is listed in the Engineered Plans for the facility. The square footage was calculated using Computer-aided architectural design (CAAD), and produced a total square footage of 13,603, not 15,063 as listed in the Engineered Plans.

	Engineered Plans	Waters Edge CAAD Calculations
Main Pool	12,316 s.f.	11,590 s.f.
Slide/Splash Pool	724 s.f.	732 s.f.*
Vortex Pool	1,129 s.f.	1,056 s.f.**
Youth Pool	894 s.f.	225 s.f.***
<b>TOTAL</b>	<b>15,063 s.f.</b>	<b>13,603 s.f.</b>

*\*Includes first step of the stairwell going into pool.*

*\*\*The CAAD calculation factors water surface area only, and does not include the island within the vortex pool that may have been factored into the Engineered Plans square footage. Total square footage including the island is 1,135 s.f.*

### Recommendations – Immediate

- Continue use of one-meter diving stand and board for recreation and not for competition.

- Discontinue use of the three-meter stand and board for competition.
- Provide an area drain along the north side of the wading pool deck.
- Provide ADA access to the vortex pool and the lap pool.
- Repair cracks in the slides or discontinue use.
- Fill gaps in slide handrails.
- Replace deck caulking all around pools.
- Increase recirculation rate to vortex pool or recoat surface to reduce cloudy water.
- If the pool is to be used at night, it is recommended to install lighting to be code compliant for that activity.
- If the dome will not be used, the perimeter electrical junction boxes on deck need removal.
- Remove the dome support track and fill if the dome will not be used.
- Install effective insulation in the filter room.
- Provide safe and effective chemical storage area for staff safety and for building protection.
- Manual chemical tests were not requested at the time of the assessment. Test chemicals in each pool 3 to 4 times daily to verify chemical water quality.
- Provide new flowmeters and pressure gages.
- Replace the auto fill controls.
- Support the electrical conduits.
- Maintain the proper recirculation rate and disinfectant level.
- Improve UV support structure and provide safe access for staff.
- Filter backwash piping is too small for needed rate – replace with larger piping.


### **Recommendations – Long Term**

- Remove sand play area.
- Replace corroded slide structure hardware with SS hardware.
- Install visible security fencing along east and south sides of pools.
- Repair damaged deck areas to eliminate trip hazards.
- Revise the four pits in use on site; eliminate double pumping and below grade equipment.
- At the time of this assessment, it is recommended to convert ton chlorine storage area to expand chemical storage area for barrels. (JCPRD reports completing this recommendation in the summer of 2018).
- Provide fiberglass building doors and frames.
- Rebuild the water treatment system to provide individual treatment for each pool.
- Replace the recirculation pumps with larger equipment.

### **Existing Facility Photos**



Front Entry to Bathhouse and Pools



Aerial View of Pools



**Exercise Class in Session**



**View Looking Southwest toward Bathhouse**





**Diving Area – View East to Slide Tower**



**Open Play**






**Dome Installed – View to Northeast**



**Lap Area – View to Northeast**



**View into Filter and Pump Area**



**Flow Control Valves to Pools**



**UV Unit and Balance Tank**



**Main Recirculation Pumps, Strainers and Valves**



**Dual Cell Filter (one of two)**





**Filter Backwash Discharge**





**Pool Chemical Feed and Storage Area**



**Air Dome Blower Equipment**



**Flow Control Pit for Water Slides**



**Water Slide Tower**



**Water Slides and Plunge Pool**




**Vortex Pool**



**Vortex Pool Flow Control Pit**





**Moveable Bulkhead**



**Water Slide Entry Tub (Challenges Visibility to Plunge Pool)**





**Sand Play Area**



**Wading Pool**



**Electrical Control Room (note corrosion)**



**Slide Handrail Gap**



## Roeland Park Aquatic Center Patron Load/ Plumbing Fixtures 10/04/18

Health Department Swimming Pool Code:

- Johnson County Environmental Sanitary Code, 2004 Edition

Other City-adopted building codes:

- International Existing Building Code, 2012 Edition
- International Mechanical Code, 2012 Edition
- International Plumbing Code, 2012 Edition
- International Energy Conservation Code, 2012 Edition
- International Fire Code, 2012 Edition
- National Electrical Code, 2011 Edition
- N.F.P.A. Life Safety Code, 2012 Edition

### PATRON LOAD

- Original Drawings listed patron load of 686 persons, at a total water surface area of 15,063 s.f.

ROELAND PARK AQUATIC CENTER POOL DATA								FUTURE
SYM	ITEM	MAIN	THERAPY	SLIDE/SPLASH	VORTEX	YOUTH	TOTAL	UNITS
A	AREA	12,316	224	724	1,129	894	15,287	SQ.FT.
B	PERIMETER	583'	60'	115'	166'	180'	1,104'	LIN.FT.
C	OZONE (ALT.)	CD. OZONE GEN. - SPLIT STREAM					25	GRAM/HR.
D	BULKHEAD SIZE	AIR OPERATED - 4' X 30' (4'-0" DEEP)					120	SQ.FT.
E	VOLUME	471,255	3,763	17,458	17,982	3,344	513,802	GAL.
F	FLOW RATE	1,800	40	80	70	60	2,000	GPM
G	TURNOVER RATE	4.4	1.5	3.6	4.6	.9	3.0	HRS.
H	FILTER AREA	133 SQ.FT./4 CELLS =					133	SQ.FT.
I	FILTER DIAMETER/EACH	2 CELLS VERTICAL =					78"	DIA.
J	PUMP SIZE/EACH	PACO 5095-7, 5'X6", 60FT. THD, 82% EFF., 8.7" IMP.					1,000	GPM
K	MOTOR SIZE/PUMP	3 PH, 60CY., 1.25 SF, TEFC, 1750 RPM, STYLE 256 JM					20	HP
L	POOL HEATER INPUT	TWO (2) @ 1,800,000 BTU/H SEALED COMBUSTION					3.6	MBTU/H
M	THERAPY HEATER INPUT	ONE (1) 750,000 BTU/H					0.75	MBTU/H
N	CHLORINE FEED	ONE (1) SYSTEM 5# TO 250# MAX. FEED RATE					250	LB/DAY
O	ACID FEED	ONE (1) SYSTEM 0.5 TO 24 MAX. FEED RATE					24	GAL/DAY
P	MAIN DRAIN SIZE	TWO (2) 24" X 24" X 24" W/TOTAL OPEN AREA =					576	SQ.IN.
Q	THERAPY CAPACITY	INDOOR					20	PERSONS
R	POOL CAPACITY	OUTDOOR (INDOOR = 600)					686	PERSONS

- Using Current Johnson County Pool Code (2004 Edition), Waters Edge calculates a patron load of 738 patrons using a total water surface area of 13,603 s.f.

Pool Patron Loading - Roeland Park Aquatic Center (based upon water surface area)

Water's Edge Aquatic Design

Pool Patron Loading

JoCo Env. Sanitary Code 2004

10/3/2018

Enter data in blue cells only									
IOWA POOL	GROSS POOL S.F.	EXCLUSIONS					NET POOL S.F.	S.F. PER PATRON	POOL PATRONS
		SWIMMING POOL SLIDE	WATER SLIDE	DROP SLIDE DIVING BOARD OR PLATFORM	EXCLUDE S.F. PER SLIDE OR DIVING BRD / PLT	EXCLUDE POOL S.F.			
Wading Pool	225	-			200	-	225	15	15
Shallow- Main Pool	6,166	-			200	-	6,166	15	412
Vortex Pool	1,056						1,056	15	71
Plunge Area	732		2		150	160	572	15	39
Lap Area	-						-	15	-
Lazy River	-						-	15	-
(extra)	-						-	15	-
Deep - Main Pool	5,424			2	300	600	4,824	24	201
TOTAL	13,603								738
									TOTAL POOL

CODE NOTES:

Shallow area = 5'-0" or shallower  
Deep area = Deeper than 5'-0"  
Exclude partial shallow area per pool slide  
Exclude partial plunge area per water slide  
Exclude partial diving area per diving board / platform  
No excess allowance for additional concrete or grass deck area

D. Facilities: Toilet and shower facilities shall be provided on the basis of the following fixture schedules:

	Males	Females
Water Closets	1/75	1/50
Urinals	1/75	-
Lavatories	1/100	1/100
Showers	1/50	1/50
Drinking Fountain - Minimum of one (1) to be located in swimming pool area.		

PATRON LOAD PER GENDER	MALE				FEMALE		
	LAVATORIES	SHOWERS	TOILETS	URINALS	LAVATORIES	SHOWERS	TOILETS
Existing Fixture Count	4	8	5	5	4	8	8
Restrooms	3	5	2	2	3	5	4
F.C. Room	1		1		1		1
Short	0	3	2	3	0	3	3

Note: This counts the available plumbing fixtures in the family change room for each gender.

Patrons	
TOTAL	738
MALE	369
FEMALE	369

Pool Patron Loading - Roeland Park Aquatic Center (based upon existing fixture count, missing 1 urinal)

Water's Edge Aquatic Design

Pool Patron Loading

JoCo Env. Sanitary Code 2004

10/3/2018

Enter data in blue cells only									
IOWA POOL	GROSS POOL S.F.	EXCLUSIONS					NET POOL S.F.	S.F. PER PATRON	POOL PATRONS
		SWIMMING POOL SLIDE	WATER SLIDE	DROP SLIDE DIVING BOARD OR PLATFORM	EXCLUDE S.F. PER SLIDE OR DIVING BRD / PLT	EXCLUDE POOL S.F.			
Wading Pool	225	-			200	-	225	15	15
Shallow- Main Pool	6,166	-			200	-	6,166	15	412
Vortex Pool	1,056						1,056	15	71
Plunge Area	732		2		150	160	572	15	39
Lap Area	-						-	15	-
Lazy River	-						-	15	-
(extra)	-						-	15	-
Deep - Main Pool	5,424			2	300	600	4,824	24	201
TOTAL	13,603								738
									TOTAL POOL

CODE NOTES:

Shallow area = 5'-0" or shallower  
Deep area = Deeper than 5'-0"  
Exclude partial shallow area per pool slide  
Exclude partial plunge area per water slide  
Exclude partial diving area per diving board / platform  
No excess allowance for additional concrete or grass deck area

D. Facilities: Toilet and shower facilities shall be provided on the basis of the following fixture schedules:

	Males	Females
Water Closets	1/75	1/50
Urinals	1/75	-
Lavatories	1/100	1/100
Showers	1/50	1/50
Drinking Fountain - Minimum of one (1) to be located in swimming pool area.		

PATRON LOAD PER GENDER	MALE				FEMALE		
	LAVATORIES	SHOWERS	TOILETS	URINALS	LAVATORIES	SHOWERS	TOILETS
Existing Fixture Count	3	5	3	3	3	5	5
Restrooms	3	5	2	2	3	5	4
F.C. Room	1		1		1		1
Short	(1)	0	0	1	(1)	0	0

Note: This counts the available plumbing fixtures in the family change room for each gender.

Patrons	
TOTAL	450
MALE	225
FEMALE	225



Pool Patron Loading - Roeland Park Aquatic Center (based upon existing fixture count)

Water's Edge Aquatic Design

Pool Patron Loading

JoCo Env. Sanitary Code 2004

10/3/2018

Enter data in blue cells only									
IOWA POOL	GROSS POOL S.F.	EXCLUSIONS					NET POOL S.F.	S.F. PER PATRON	POOL PATRONS
		SWIMMING POOL SLIDE	WATER SLIDE	DROP SLIDE DIVING BOARD OR PLATFORM	EXCLUDE S.F. PER SLIDE OR DIVING BRD / PLT	EXCLUDE POOL S.F.			
Wading Pool	225	-			200	-	225	15	15
Shallow Play Area	6,166	-			200	-	6,166	15	412
Vortex Pool	1,056						1,056	15	71
Plunge Area	732		2		150	160	572	15	39
Lap Area	-						-	15	-
Lazy River	-						-	15	-
(extra)	-						-	15	-
Diving Area	5,424			2	300	600	4,824	24	201
TOTAL	13,603								738
									TOTAL POOL

CODE NOTES:

Shallow area = 5'-0" or shallower  
Deep area = Deeper than 5'-0"  
Exclude partial shallow area per pool slide  
Exclude partial plunge area per water slide  
Exclude partial diving area per diving board / platform  
No excess allowance for additional concrete or grass deck area

D. Facilities: Toilet and shower facilities shall be provided on the basis of the following fixture schedules:

	Males	Females
Water Closets	1/75	1/50
Urinals	1/75	-
Lavatories	1/100	1/100
Showers	1/50	1/50
Drinking Fountain - Minimum of one (1) to be located in swimming pool area.		

PATRON LOAD PER GENDER	MALE				FEMALE		
	LAVATORIES	SHOWERS	TOILETS	URINALS	LAVATORIES	SHOWERS	TOILETS
Existing Fixture Count	2	3	2	2	2	3	3
Restrooms	3	5	2	2	3	5	4
F.C. Room	1		1		1		1
Short	(2)	(2)	(1)	0	(2)	(2)	(2)

Patrons	
TOTAL	300
MALE	150
FEMALE	150

## ARTICLE 12. BATHER LOAD

Section 1. Capacity. For the purposes of computing user loading, those portions of the swimming pool five (5) feet or less in depth shall be designated as "non-swimmer" areas. Portions of the pool over five (5) feet in depth shall be designated as the "swimming" area.

In order to compute swimmer and non-swimmer capacity, swimming pool areas shall be determined as follows:

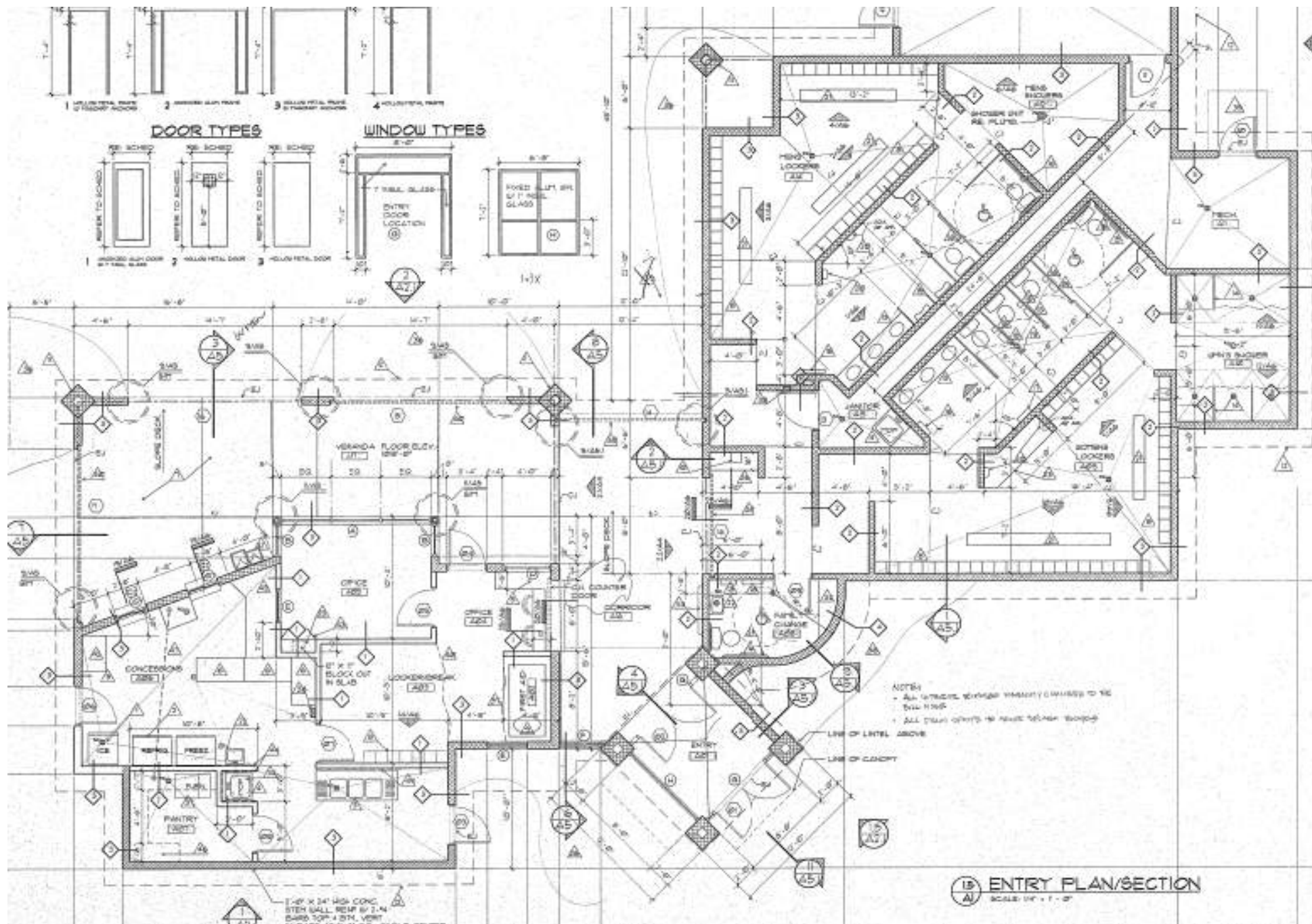
- A. Non-swimmer: Fifteen (15) square feet of pool water surface area shall be provided for each non-swimmer expected at time of maximum load.
- B. Swimmer: Twenty-four (24) square feet of pool water surface area shall be provided for each swimmer expected at time of maximum load.
- C. Diving: Three hundred (300) square feet of pool water surface area shall be reserved around each diving board or diving platform, and this area shall not be included in computing the area of the swimming section.

ARTICLE 13. BATHHOUSES, TOILETS AND SHOWERS

Section 1. Requirement. Semi-public pools shall not be required to provide bathhouses, toilets, and showers. When these facilities are provided, they shall be in conformance with this section.

- A. Partitions: Bathhouses to be used simultaneously by both sexes shall be divided into two parts separated by a tight partition, each designated for men or women. The entrances and exits shall be screened to break line of sight.
- B. Floors: Floors of bathhouses shall be of smooth-finished material with non-slip surface, impervious to moisture, and sloped to drain. Junctions between walls and floors shall be sealed.
- C. Walls: Walls and partitions shall be smooth, impervious material, free from cracks or open joints. Partitions between dressing rooms shall terminate at least ten (10) inches above the floor or shall be placed on continuous raised masonry or concrete bases at least four (4) inches high. Lockers shall be set either on solid masonry bases four (4) inches high or on legs with the bottom of the locker at least ten (10) inches above the floor. Lockers shall be properly vented.
- D. Facilities: Toilet and shower facilities shall be provided on the basis of the following fixture schedules:

	<u>Males</u>	<u>Females</u>
Water Closets	1/75	1/50
Urinals	1/75	-
Lavatories	1/100	1/100
Showers	1/50	1/50
Drinking Fountain - Minimum of one (1) to be located in swimming pool area.		



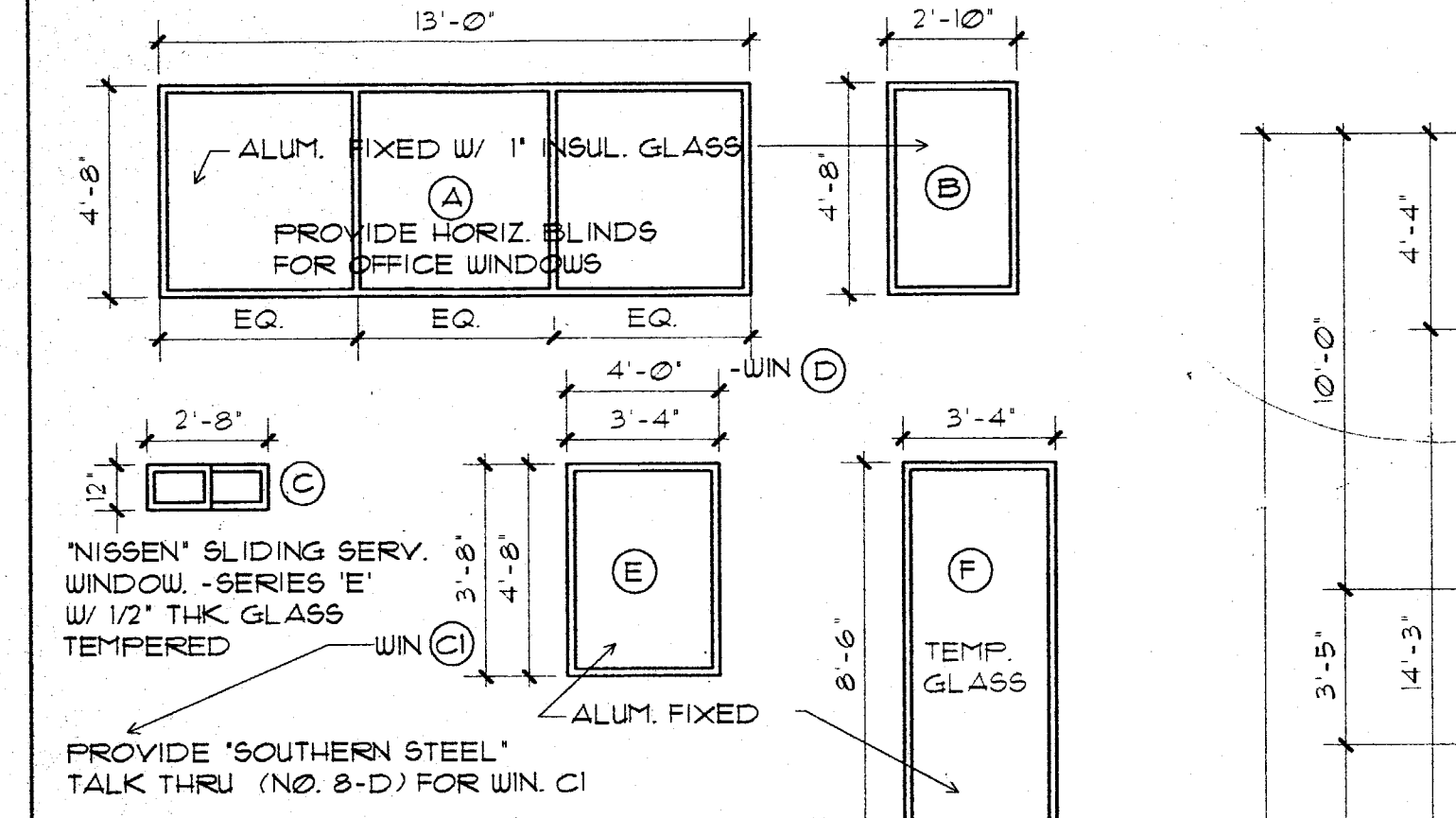


FINISH SCHEDULE												
ROOM NAME	WALLS								FLOOR		CEILING	
	NORTH	EAST	SOUTH	WEST	F	M	F	M	F	M	F	M
A01 ENTRY	G/C	P	G/C	P	G/C	P	G/C	P	-	S	G	-
A02 FIRST AID	G/C	P	G/C	P	G/C	P	G/C	P	-	E	A	-
A03 LOCK/BREAK	G	P	G	P	G/C	P	G/C	P	-	E	A	-
A04 OFFICE	G/C	P	C	P	G/C	P	G	P	-	E	A	-
A05 OFFICE	G/C	P	C	P	G/C	P	G	P	-	E	A	-
A06 CONCESSION	C	P	G/C	P	G	P	G/C	P	-	E	A	-
A07 STORAGE	C	P	G	P	G	P	C	P	-	S	G	-
A08 FAM. CHANGE	C	P	C	P	C	P	C	P	-	E	A	-
A09 WM. LOCKER	C	P	C	P	C	P	C	P	-	E	A	-
A10 WM. SHOWER	C	P	C	P	C	P	C	P	-	E	A	-
A11 MECHANICAL	C	P	C	P	C	P	C	P	-	S	G	-
A12 MENS SHOWER	C	P	C	P	C	P	C	P	-	E	A	-
A13 STORAGE	C	P	C	P	C	P	C	P	-	S	A	-
A14 MENS LOCKER	C	P	C	P	C	P	C	P	-	E	A	-
A15 JANITOR	C	P	C	P	C	P	C	P	-	S	G	-
A16 CORRIDOR	C	P	C	P	C	P	C	P	-	S	G	-
A17 VERANDA	C	P	C	P	C	P	C	P	-	S	G	-

DOOR SCHEDULE												
DOOR NO.	DOOR SIZE	DOOR TYPE	FRAME	JAMB	THRESH.	RATING	HARD.	SET	REMARKS			
01	FR 3'-0" X 7'-0"	1	2	AL.	AL.				YES			
02	FR 3'-0" X 7'-0"	1	2	AL.	AL.				YES			
03	3'-0" X 7'-0"	3	1	HM.	HM.				YES			
04	3'-0" X 7'-0"	3	1	HM.	HM.				YES			
05	3'-0" X 7'-0"	3	4	HM.	HM.							
06	3'-0" X 7'-0"	3	1	HM.	HM.				YES			
07	3'-0" X 7'-0"	3	4	HM.	HM.							
08	3'-0" X 7'-0"	3	4	HM.	HM.							
09	3'-0" X 7'-0"	3	1	HM.	HM.				YES			
10	3'-0" X 7'-0"	3	1	HM.	HM.							
11	3'-0" X 7'-0"	3	1	HM.	HM.							
12	FR 3'-0" X 7'-0"	3	3	HM.	HM.				YES			
13	3'-0" X 7'-0"	3	1	HM.	HM.							
14	11'-10" X 8'-0"	-	-	-	-					*-OVERHEAD DR.		
15	14'-1" X 8'-0"	-	-	-	-					*-OVERHEAD DR.		
16	8'-0" X 8'-0"	-	-	-	-					*-OVERHEAD DR.		
17	12'-5" X 8'-0"	-	-	-	-					*-OVERHEAD DR.		

NOTE: S.C. - SOLID CORE WOOD  
CL - SELF CLOSING  
\* - REFER TO OH. DOOR SPEC'S. FOR HARDWARE  
ALL DOORS & FRAMES TO BE PAINTED

WINDOW TYPES  
NOTES: REFER TO DR. SCHED. FOR OH WINDOW  
REFER TO ELEV'S. FOR GLASS BLOCK LOC.



- PLAN NOTES:**
1. ICE MACHINE BY OWNER INSTALLATION BY CONTRACTOR
  2. REFRIGERATOR BY OWNER
  3. COMPARTMENT SINK BY OWNER
  4. MOP SINK RE: SPEC'S.
  5. SIDE TABLE BY OWNER
  6. 24" X 48" DEEP STAINLESS STL. COUNTER ON ST. STEEL LEGS W/ INTERMEDIATE SHELF. PROVIDE ADJUSTABLE LEGS RADIUS CORNERS & FABRICATION AS REQ'D. FOR COM. FOOD SERVICE INDUSTRY.
  7. CONCRETE PAVING
  8. METAL LOCKERS (RE: SPEC'S.)
  9. COT BY OWNER
  10. TELEPHONE BY OWNER
  11. MASONRY COLUMN (REFER TO STRUCT.)
  12. LINE OF OVERHANG ABOVE
  13. PLASTIC VANITY W/ DOUBLE SINK (RE: PLUMB.)
  14. PLASTIC SHOWER PARTITION
  15. SANITARY NAPKIN DISPOSAL
  16. TOILET PAPER HOLDER
  17. SANITARY NAPKIN DISPENSER
  18. PAPER TOWEL DISPENSER
  19. TOILET PARTITION AND/OR URINAL PARTITION (RE: SPEC'S.)
  20. HAIR DRYER (REFER TO SPEC'S.) MNT. AT 64" AFF UNLESS NOTED
  21. LOCKER BENCH (RE: SPEC'S.)
  22. WALL MOUNTED HANK SINK (RE: PLUMB.)
  23. PLASTIC LAM. VANITY COUNTER
  24. STAINLESS STL. GRAB BARS
  25. STORAGE SHELVES
  26. PHONE STATION PER ADA (PLASTIC LAMINATE CTR. W/ POST FORM END)
  27. PLASTIC SEAT AND PEDESTAL (RE: SPEC'S.)
  28. BABY CHANGING STATION (KUALA BEAR BRAND)
  29. NOT USED
  30. OH. DOOR (RE: SPEC'S.)
  - 31.
  32. WOOD BENCH (RE: DTL. 10/A6)
  33. DIRECTORY BOARD (REFER TO SPEC'S.)
  34. HILL HEATER ABOVE MOP SINK ON U.D. PLATFORM
  35. 5'-0" X 5'-0" X 4" THK. CONC. STOOP
  36. LANDSCAPE (REFER TO LANDSCAPE PLAN - A55)
  37. FURNACE (RE: MECH.)
  38. FIRE EXTINGUISHER - 10LB. ABC SURFACE MOUNTED
  39. CURTAIN ROD & DRAPE PROVIDED BY OWNER
  40. CURTAIN ROD & DRAPE PROVIDED BY OWNER
  41. DOUBLE DRINKING FOUNTAIN - ADA - (RE: SPEC'S.)
  42. 2'-0" X 4'-0" STAINLESS STL. COUNTER
  43. BI-FOLD WOOD DOOR
  44. FRP PANELS TO 7'-6" AFF
  45. STAINLESS STL. COUNTERS - REFER TO DTL. 23/A6 FOR SIZES
  46. PROVIDE 3/4" FLYUD. SHELVING TO SUPPORT 100# FOR 5 MIN. WITH LOW SHELF AT 2" AFF. AND EVERY 18" TO THE TOP OF CLG. W/ HARDBOARD NOSING - PAINT
  47. 4" x 6" FVG FOR COKE MACHINE (RE: PLUMBING)

## MATERIAL SCHEDULE

- G GYPSUM BOARD - 1/2" WATER RESISTANT  
A ACoustical CEILING SYSTEM  
S SEALED CONCRETE - NON SLIP  
E EPOXY FLOOR SYSTEM W/ 6" INTRAGRAL BASE  
C CONCRETE MASONRY UNIT - TWO COATS EPOXY PAINT OVER BLOCK FILLER  
P PAINT - COLOR PER ARCH.  
TE EXIST. CLG TILE TO REMAIN, REPLACE AS REQ'D.  
A NEW ACoustical TILE IN NEW METAL GRID  
CMU CONCRETE MASONRY UNIT

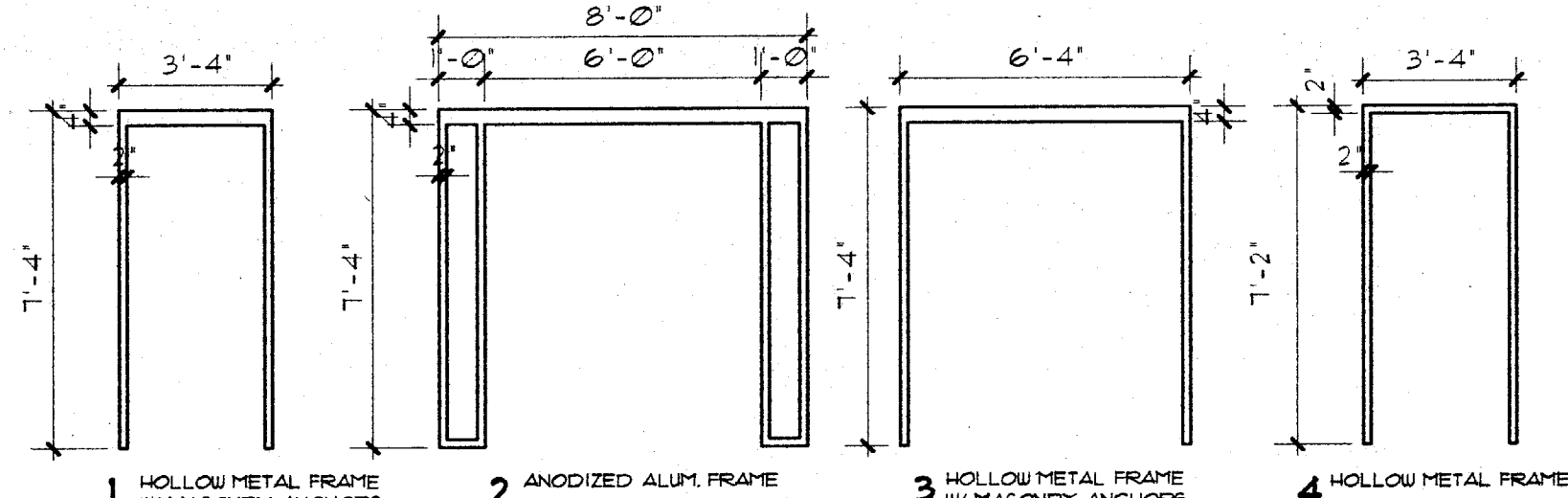
## FINISH NOTES

- 1 SEAL BY CAULKING PER SPEC. EVERY JOINT OF ALL NON SIMILAR MATERIALS BOTH INTERNAL & EXTERNAL FINISH MAT'S. JOINTS SHALL MATCH ADJOINING FINISHES OF MATERIALS OR AS DIRECTED BY THE ARCHITECT.

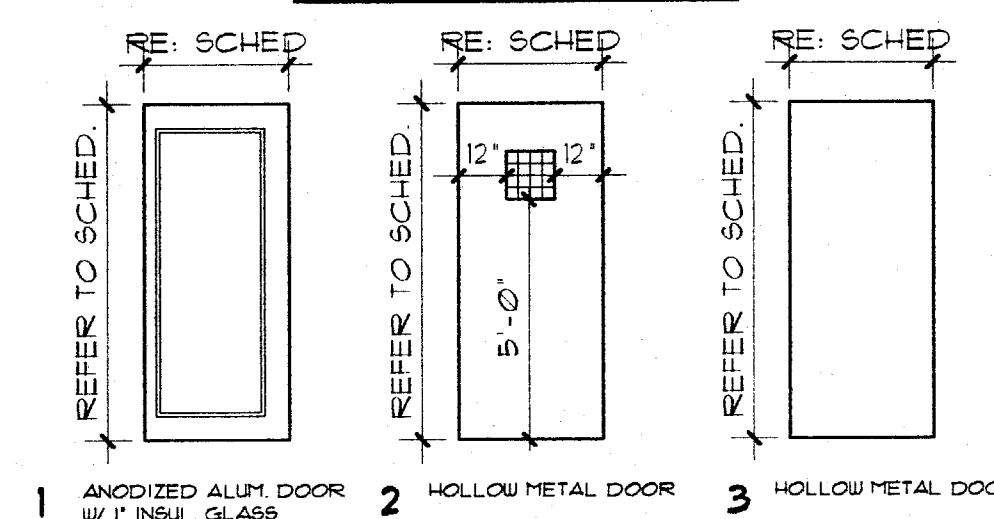
## REMARKS

- 1 EXTERIOR CONSTRUCTION FINISHES. SMOOTH AND SPLIT FACE TO BE SEALED. INTERIOR BLOCK TO BE PAINTED. BLOCK FILLER FIRST  
2 - HUMIDITY RESISTANT ACoustical CLG. PANELS

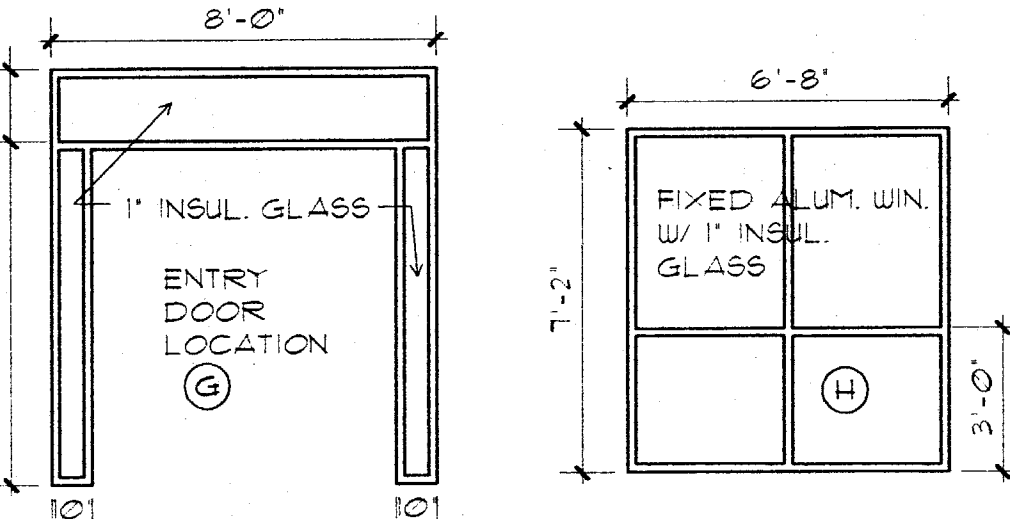
## FRAME TYPES



## DOOR TYPES



## WINDOW TYPES



## DOOR TYPES




## WINDOW TYPES



## DOOR TYPES



## WINDOW TYPES



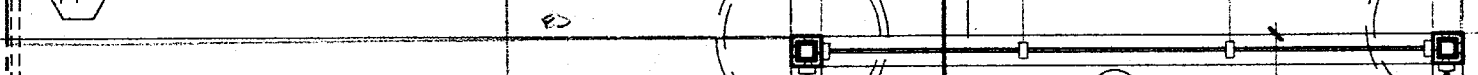
## DOOR TYPES



## WINDOW TYPES



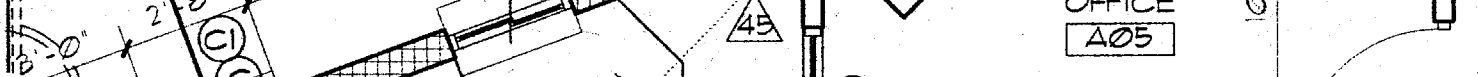
## DOOR TYPES



## WINDOW TYPES



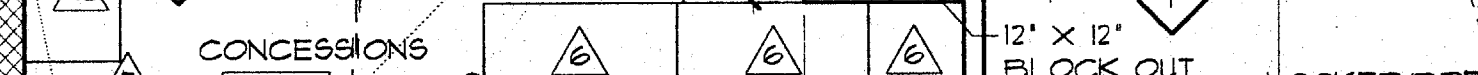
## DOOR TYPES



## WINDOW TYPES



## DOOR TYPES



## WINDOW TYPES



## DOOR TYPES



## WINDOW TYPES



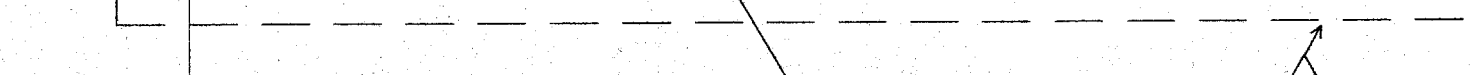
## DOOR TYPES



## WINDOW TYPES




## DOOR TYPES



## WINDOW TYPES



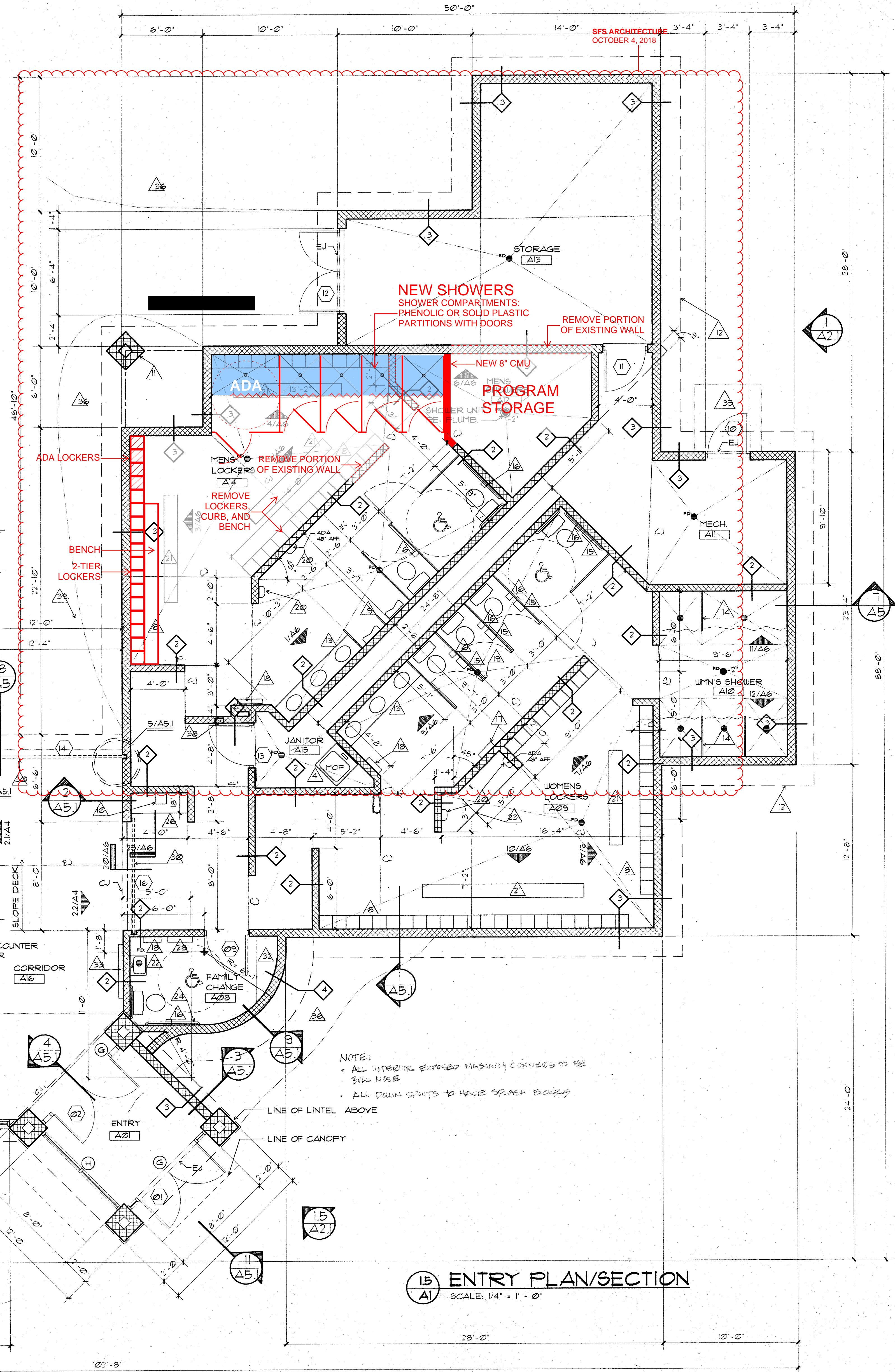
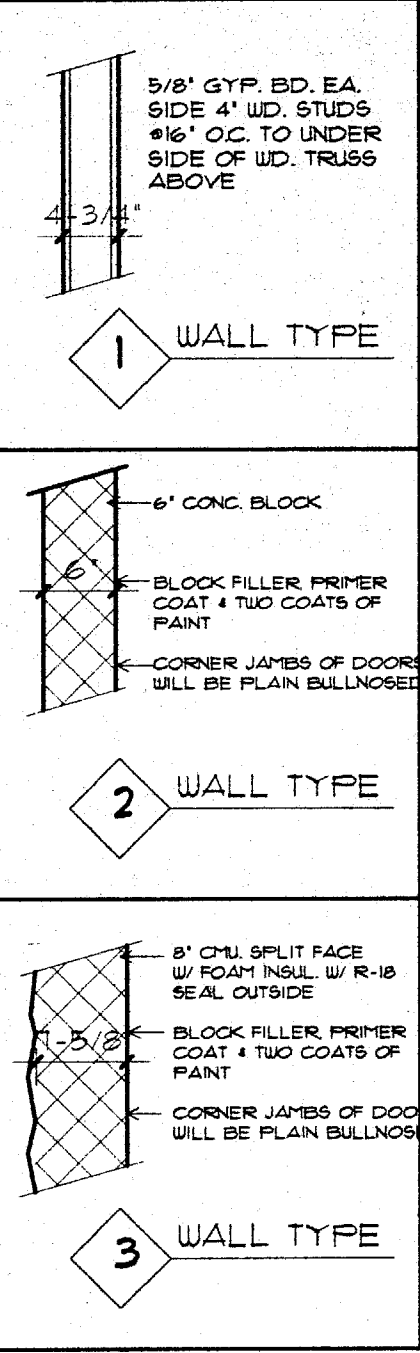
## DOOR TYPES



## WINDOW TYPES



## DOOR TYPES



**BATHHOUSE FLOOR PLAN**  
SCALE: 1/4" = 1' - 0"  
FIN. FLR. ELEV. = 1010'-0"

**ENTRY PLAN/SECTION**  
SCALE: 1/4" = 1' - 0"

ROELAND PARK POOL

4850 ROSELWOOD DRIVE, ROELAND PARK, KANSAS

SULLIVAN  
PALMER  
ARCHITECTS

date  
10/28/96

sheet  
A1





# PHYSICAL ASSESSMENT REPORT

Roeland Park Aquatic Center

FOR

City of Roeland Park, Kansas

& Johnson County Park and Recreation District

ISSUED: 10/29/2018

<b>DATE OF OBSERVATION:</b>	10/01/2018
<b>TIME OF OBSERVATION:</b>	2:00 PM
<b>OBSERVED BY:</b>	Justin Roth & Brian Garvey, SFS Lauren Ozburn, Waters Edge

<b>GENERAL OBSERVATIONS:</b>	
------------------------------	--

## [1] Shower Reconfiguration for Privacy and Non-Discrimination Policy:

The existing male multi-user shower does not meet current health code and Restroom Non-discrimination ordinances and/or policies. It is recommended to re-purpose the triangular shaped shower room of the Men's Locker Room into another use, such as storage or Life Guard office.

The existing locker and changing area appears to be under-utilized and could be re-configured to accommodate private ADA accessible showers with partitions and individual drains, to meet the new policy and health codes. See attached sketch.

The bather load and fixture count should be evaluated with this reconfiguration. Water Edge has developed a 738 Patron Load Plumbing Fixture Calculation for reference.





# PHYSICAL ASSESSMENT REPORT

Roeland Park Aquatic Center

FOR

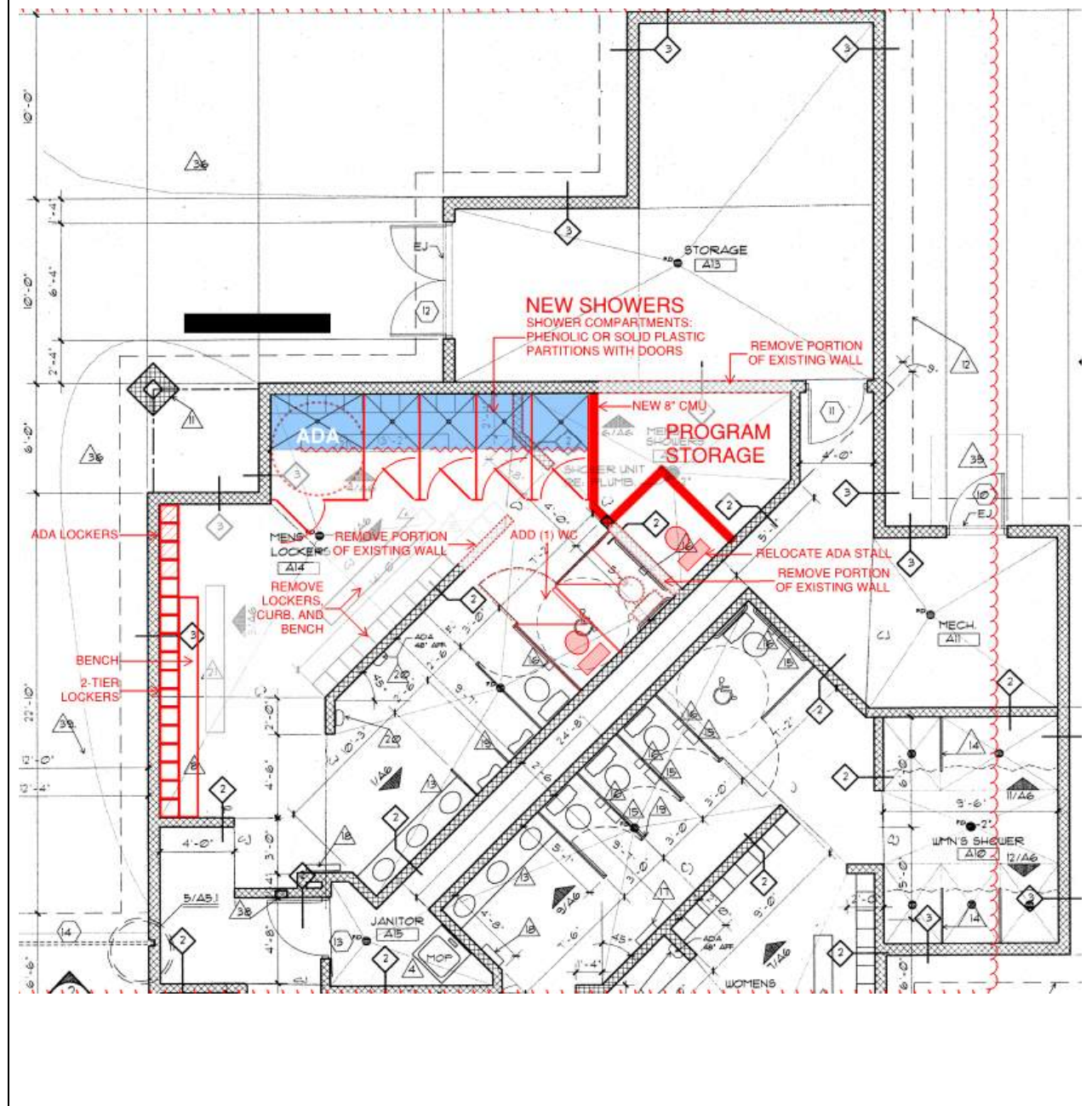
City of Roeland Park, Kansas

& Johnson County Park and Recreation District

ISSUED: 10/29/2018

## Potential Male Shower Reconfiguration:

Not to Scale





# PHYSICAL ASSESSMENT REPORT

Roeland Park Aquatic Center

FOR

City of Roeland Park, Kansas

& Johnson County Park and Recreation District

ISSUED: 10/29/2018

## [2] Improved Locker Room Ventilation:

It appears that natural ventilation is limited at the Locker Room areas. Recommend upgraded mechanical ventilation to negatively pressurize and draw air through and out of the locker room and adjacent spaces.

Make-up air through mechanical systems, exterior louvered vents, or vented doorways should be considered with the ventilation design.




## [3] Pool Pump Room Ventilation:

It appears that the Pool Pump Room is ventilated through a single fan at the South gable of the two-story space.

Ventilation of chemical fumes at the base of the pump room should be added, as pool chemicals tend to be heavier than air.

It is unclear how this space is heated. It appears that the ceiling hung unit heater is not functional. Seasonal heating needs of this space should be evaluated.





# PHYSICAL ASSESSMENT REPORT

Roeland Park Aquatic Center

FOR

City of Roeland Park, Kansas

& Johnson County Park and Recreation District


ISSUED: 10/29/2018

## [4] Chemical Room Ventilation:

It appears that limited ventilation is present at the Chemical Rooms of the Pool Mechanical Building. Severe corrosion is present at the metallic surfaces. Recommend replacement of all corroded metallic surfaces and doors.

These rooms should be atmospherically separated from adjacent spaces. Chlorine and Acid chemicals should be stored in separate, well ventilated spaces. Ventilation from the floor level is recommended, as pool chemicals tend to be heavier than air.

The containment curbs of the acid storage appear to have been deteriorated. Recommend removal and replacement with fiberglass grate type containment tub.



## [5] Exterior Chemical Storage:

It appears that some chemicals have been stored in an adjacent exterior enclosure. This area should be evaluated for appropriate ventilation and containment procedures.







# PHYSICAL ASSESSMENT REPORT

Roeland Park Aquatic Center  
FOR  
City of Roeland Park, Kansas  
& Johnson County Park and Recreation District

ISSUED: 10/29/2018

## [6] Electrical Room Ventilation/Conditioning:

It appears that the Pump House electrical room is open to the adjacent chemical and pump rooms. Corrosion is visible on the outer electrical enclosures.

It is recommended to isolate this room atmospherically with separate ventilation and conditioning to limit further corrosion to the electrical equipment. Existing equipment should be evaluated for appropriate functionality and safety with existing corrosion.



## [7] Pump Room Stairway & Landing Corrosion:

Corrosion of the steel angle supporting the upper landing of the pump room stairway was observed.

Recommend removal and replacement with corrosion resistant epoxy painted angle.



## [8] Pump Room Pipe-Support Structures:

Corrosion of the steel uni-strut type pipe support structures was observed with-in the pump room.

Recommend removal and replacement with corrosion resistant supports.







# PHYSICAL ASSESSMENT REPORT

Roeland Park Aquatic Center

FOR

City of Roeland Park, Kansas

& Johnson County Park and Recreation District

ISSUED: 10/29/2018

## [9] Pump Room Roof Beam:

It appears that surface rust is present at the steel roof beams of the pump room.

Recommend removal of surface rust and painting with a high-performance epoxy paint, to inhibit further rusting in the future.



## [10] Loose Batt Insulation:

De-laminated or missing batt insulation was observed at the roof and walls of the Pump House and Concession Area.

Recommend re-installation of batt insulation with a strap system to keep the insulation in place.

If a re-roofing is planned for the future, consider a spray foam solution on the underside of the roof deck. A gypsum board or other fire-retardant material would need to be installed over the exposed spray foam to meet applicable fire and building codes.





# PHYSICAL ASSESSMENT REPORT

Roeland Park Aquatic Center

FOR

City of Roeland Park, Kansas

& Johnson County Park and Recreation District

ISSUED: 10/29/2018

## [11] Wood Louvers:

The existing louver medallions located at each gable appear to have damage from weather and/or nesting pests.

Recommend repair or replacement with aluminum louvers for long-term maintenance.



## [12] Wood Soffits and Fascia:

The existing wood soffits and fascia are showing signs of age with paint delamination and wood rot.

Recommend repair and/or replacement with fiber cement or metallic sheet metal fascia and soffits of a current color.





# PHYSICAL ASSESSMENT REPORT

Roeland Park Aquatic Center

FOR

City of Roeland Park, Kansas

& Johnson County Park and Recreation District

ISSUED: 10/29/2018

## [13] Gutters:

The finish of the metallic gutters has aged through caulking and delamination of paint.

There are several areas of gutter damage and or splitting, especially on the North elevation near the concession area shade structure. It appears that the shade structure is striking the building in heavy winds.

Other damage was observed at the Pump House storage room, above the overhead door.

Recommend replacement of all gutters and downspouts with repairs to soffits and fascia.



## [14] Tuck Pointing:

Miscellaneous tuck-pointing of the exterior masonry walls is recommended. Cracked joints observed at several locations.





# PHYSICAL ASSESSMENT REPORT

Roeland Park Aquatic Center

FOR

City of Roeland Park, Kansas

& Johnson County Park and Recreation District

ISSUED: 10/29/2018

## [15] Corridor Improvements/Maintenance:

The main corridor from the primary entry vestibule to the concession area is showing signs of age due to the harsh aquatics environment.

The metallic corner bead was observed to be rusting at several gypsum board soffits. The openings in the wood soffits for the chain driven coiling doors are showing wear. Many of the light fixtures are in need of cleaning and or replacement due to rust.

Recommend a re-fresh of the overhead conditions of the corridor with durable materials.



## [16] Administration and Concessions Flooring:


The painted concrete flooring of the Administration and Concessions area is also showing its age.

Recommend re-coating of floor with a durable material, such as resinous epoxy or ceramic tile. The office areas could utilize a water-resistant carpet tile solution.



## [17] Mop/Hand Sink Leak:

Water damage from a previous mop-sink/Hand-sink leak was observed. Recommend the leak be diagnosed and wall repaired.





# PHYSICAL ASSESSMENT REPORT

Roeland Park Aquatic Center

FOR

City of Roeland Park, Kansas

& Johnson County Park and Recreation District

ISSUED: 10/29/2018

## [18] Mechanical/Storage Room Cleanliness:

The Bath House mechanical room adjacent to the concessions was observed to be un-clean.

Recommend removal of all stored items and thorough cleaning of room. Damaged walls should be patched and repaired as required.



End of Report





## MEMORANDUM

---

TO Lauren Ozburn - Water's Edge Aquatics

FROM Justin Roth - SFS

DATE 11/12/2018

PROJECT **Roeland Park Aquatics Center – Color Palate Options**

As part of the facility condition report, SFS has provided the attached two color scheme options for review and selection of updated paint colors for the interior and exterior of the existing Bath House and Pump House structures at the Roeland Park Aquatics Center.

### General:

- *Exterior Trim* – The exterior color choice for the soffit/facia trim and gutters should be contextual to the existing masonry, pulling a natural color from the concrete block aggregate.
- *Exterior Gables* – The gables have a whimsical wave and sun pattern with-in the synthetic stucco siding. This theme should be played up in the vibrant scheme to highlight the waves and gable vent of the sun. In the neutral theme, this could be more subtle with earth tones to delineate the pattern.
- *Doors* – The exterior and interior steel doors and frames are an opportunity to bring in a bold accent color to highlight specific zones or functions and downplay other areas.
- *Interior walls* – There are several alcove areas that could serve as opportunities to highlight a specific function with a vibrant accent color.
- *Restroom Partitions and Lockers* – The existing restroom partitions and lockers are a deep blue color. Budget permitting these partitions could be updated to provide an additional accent. If funds are not available to replacement, the deep blue color could be complimented by an accent wall.

Cc: File



## MEMORANDUM

---

### Option A: Vibrant Palate

- Crisp background colors and bold accents.
- *Inspiration* – Bold beach and pool accessories, Vibrant aquatic sea-life.
- *Background Field Colors* – muted greys and whites to set the background wall and trim colors.
- *Accent Color* – Bold orange, yellow tones with green and blue contrasts to accent specific functions, perhaps at the restroom alcoves and concessions.
- *Minor Accent Color* – Vibrant yellow-green and blue accents to highlight specific areas.

### Option B: Neutral Palate


- Complimentary background and natural tonal accent colors.
- *Inspiration* – East coast beach-cottage life, Naturally weathering materials, Seashells
- *Background Field Colors* – muted greys and whites to set the background wall and trim colors.
- *Accent Color* – Pastel blue-green and mauve contrasts to accent specific functions, perhaps at the restroom alcoves and concessions.
- *Minor Accent Color* – Brighter tones of the accent colors to highlight specific areas.

Cc: File

roeland park aquatic center  
color concept - option a

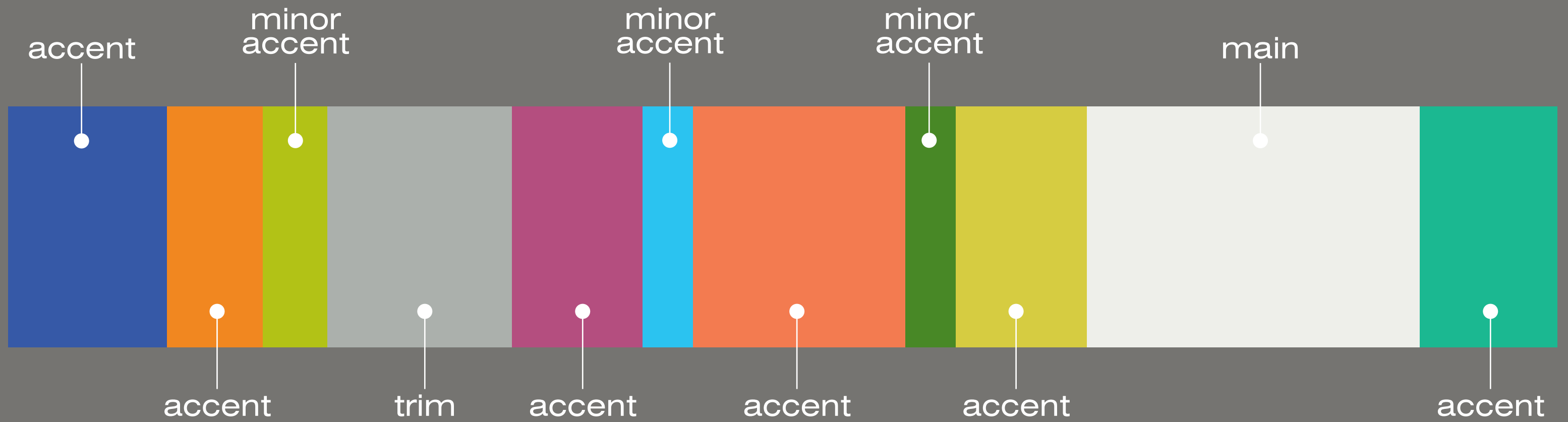


story



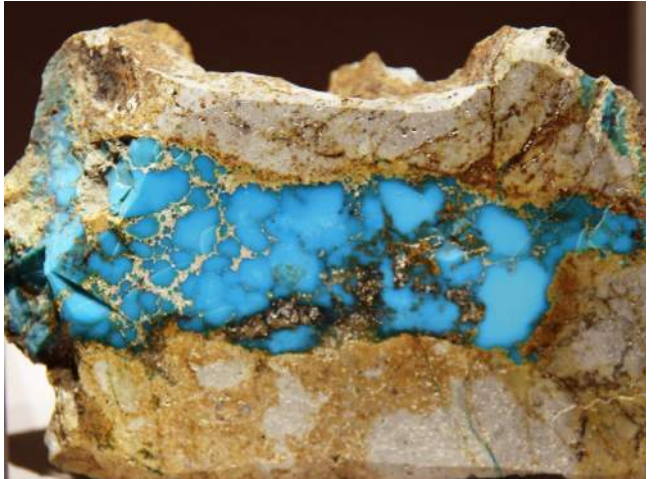
palette






palette

roeland park aquatic center  
color concept - option b

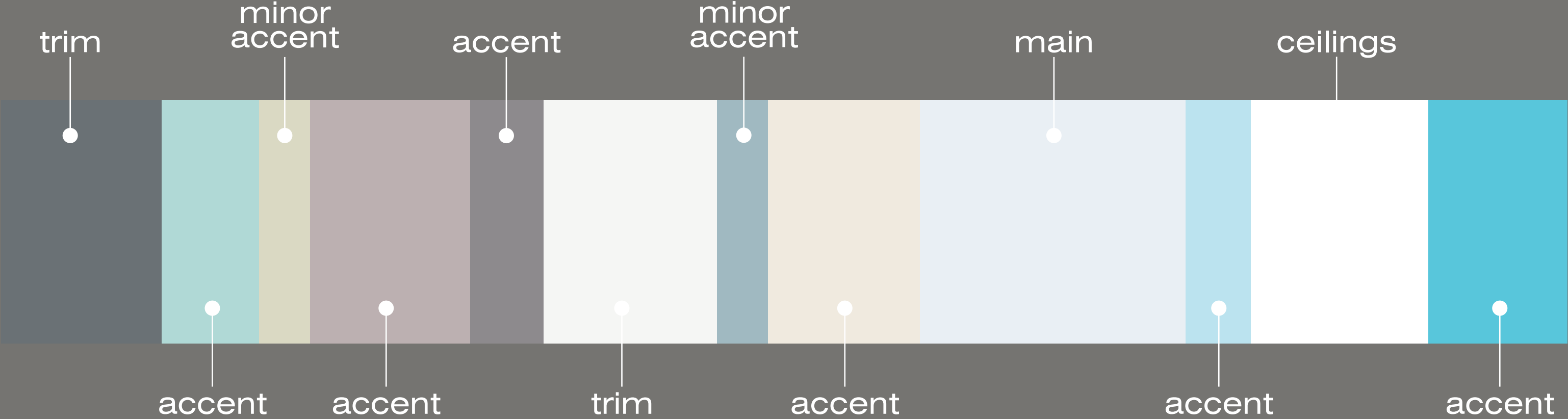


story



palette





palette

Roeland Park Aquatic Center -  
Market Analysis in Service Area

	Mile Radius	Drive-Mile Radius	Drive Minutes	Public /Private	County	State	Type	Focus
<a href="#">Emler Swim School - Westwood</a>	2	1.8	7	Private	Johnson	KS	Indoor	Activity
<a href="#">Sylvester Powell Community Center</a>	2	1.9	8	Public	Johnson	KS	Indoor	Rec
<a href="#">Mission Aquatic Center</a>	2	2	8	Public	Johnson	KS	Outdoor	Rec
<a href="#">Fairway Pool</a>	2	2.3	8	Public	Johnson	KS	Outdoor	Rec
<a href="#">Woodside</a>	2	2.4	9	Private	Johnson	KS	Indoor/Outdoor	Rec
<a href="#">Shawnee Mission North High School</a>	5	2.7	9	Public	Johnson	KS	Indoor	Activity
<a href="#">Homestead Country Club</a>	5	2.8	9	Private	Johnson	KS	Outdoor	Rec
<a href="#">Douglas Park Sprayground</a>	5	3.3	11	Public	Jackson	MO	Spray Park	Rec
<a href="#">Loose Park Sprayground</a>	5	3.7	11	Public	Jackson	MO	Spray Park	Rec
<a href="#">Prairie Village Pool</a>	5	4	11	Public	Johnson	KS	Outdoor	Rec
<a href="#">Shawnee Mission East High School</a>	5	4	12	Public	Johnson	KS	Indoor	Activity
<a href="#">Paul Henson YMCA</a>	5	4.3	12	Private	Johnson	KS	Indoor/Outdoor	Rec
<a href="#">Marty Pool</a>	5	4.7	13	Public	Johnson	KS	Outdoor	Rec
<a href="#">Merriam Aquatic Center</a>	5	4.8	11	Public	Johnson	KS	Outdoor	Rec
<a href="#">Swinney Recreation Center - UMKC</a>	5	5	15	Private	Jackson	MO	Indoor	Fitness
<a href="#">Arbor Villa Pool</a>	5	5.4	14	Public	Jackson	MO	Outdoor	Rec
<a href="#">Round Hill Bath &amp; Tennis Club</a>	10	5.4	16	Private	Johnson	KS	Outdoor	Fitness
<a href="#">Splash Cove</a>	5	5.7	11	Public	Johnson	KS	Outdoor	Rec
<a href="#">Matt Ross Community Center</a>	5	5.7	15	Public	Johnson	KS	Indoor	Rec
<a href="#">Gilham Sprayground</a>	5	5.7	15	Public	Jackson	MO	Spray Park	Rec
<a href="#">Tony Aguirre Community Center</a>	5	5.9	10	Public	Jackson	MO	Indoor	Rec
<a href="#">Genesis - SM PKWY</a>	10	6.2	12	Private	Johnson	KS	Indoor	Fitness
<a href="#">Jarboe Pool</a>	5	6.3	11	Public	Jackson	MO	Outdoor	Rec
<a href="#">Turner Aquatic Center</a>	5	6.3	15	Public	Wyandotte	KS	Indoor	Rec
<a href="#">Cleaver YMCA</a>	5	6.6	17	Private	Jackson	MO	Indoor	Rec
<a href="#">Shawnee Mission West High School</a>	5	6.8	17	Public	Johnson	KS	Indoor	Activity
<a href="#">Brush Creek Community Center Pool</a>	10	6.8	17	Public	Jackson	MO	Outdoor	Rec
<a href="#">Brush Creek Community Center</a>	10	6.9	19	Public	Jackson	MO	Outdoor	Rec
<a href="#">Pierson Spray Park</a>	10	7	14	Public	Wyandotte	KS	Spray Park	Rec
<a href="#">Sunnyside Park Sprayground</a>	10	7	17	Public	Jackson	MO	Spray Park	Rec
<a href="#">Thomas A. Soetaert Pool</a>	10	7.1	15	Public	Johnson	KS	Outdoor	Rec

Roeland Park Aquatic Center -  
Market Analysis in Service Area

<a href="#">Genesis - Ward PKWY</a>	10	7.1	19	Private	Jackson	MO	Indoor	Fitness
<a href="#">Shawnee Mission Northwest High School</a>	10	7.4	15	Public	Johnson	KS	Indoor	Activity
<a href="#">Young's Pool</a>	5	7.5	14	Public	Johnson	KS	Outdoor	Rec
<a href="#">Southeast Community Center</a>	10	7.5	23	Public	Jackson	MO	Indoor	Rec
<a href="#">Roe Splash Park</a>	10	7.7	20	Public	Johnson	KS	Splash Park	Rec
<a href="#">Prairie Life Center</a>	10	7.9	20	Private	Johnson	KS	Indoor/Outdoor	Rec
<a href="#">Shawnee Mission South High School</a>	10	8	21	Public	Johnson	KS	Indoor	Activity
<a href="#">Element Fitness</a>	10	8.2	15	Private	Johnson	KS	Indoor	Fitness
<a href="#">The Athletic Club</a>	10	8.5	20	Private	Johnson	KS	Indoor	Fitness
<a href="#">Parkwood Pool</a>	10	8.6	19	Public	Wyandotte	KS	Outdoor	Rec
<a href="#">68 Inside Sports</a>	10	8.8	15	Private	Johnson	KS	Indoor	Fitness
<a href="#">Leawood Aquatic Center</a>	10	8.8	22	Public	Johnson	KS	Outdoor	Rec
<a href="#">Grove Park Pool</a>	10	8.9	14	Public	Jackson	MO	Outdoor	Rec
<a href="#">Garrison Square Sprayground</a>	10	8.9	15	Public	Jackson	MO	Spray Park	Rec
<a href="#">Gregg Klice Community Center</a>	10	8.9	17	Public	Jackson	MO	Indoor	Rec
<a href="#">Parade Park Sprayground</a>	10	8.9	17	Public	Jackson	MO	Spray Park	Rec
<a href="#">Spring Valley Park Sprayground</a>	10	9.2	14	Public	Jackson	MO	Spray Park	Rec
<a href="#">Swope Park Pool</a>	10	9.9	24	Public	Jackson	MO	Outdoor, Spray Pa	Rec
<a href="#">Lykins Square Sprayground</a>	10	10.1	16	Public	Jackson	MO	Spray Park	Rec
<a href="#">Ashland Sqaure Pool</a>	10	10.2	15	Public	Jackson	MO	Outdoor	Rec
<a href="#">Indian Trails Aquatic Center</a>	10	10.4	17	Public	Johnson	KS	Outdoor	Rec
<a href="#">Stonegate Pool</a>	10	10.7	17	Public	Johnson	KS	Outdoor	Rec
<a href="#">North Kansas City YMCA</a>	10	10.8	16	Private	Clay	MO	Indoor	Rec
<a href="#">Linwood YMCA</a>	10	10.9	16	Private	Jackson	MO	Indoor	Rec
<a href="#">Central Park Sprayground</a>	10	10.9	16	Public	Jackson	MO	Spray Park	Rec
<a href="#">Dagg Spray Ground</a>	10	10.9	18	Public	Clay	MO	Spray Park	Rec
<a href="#">Heathwood Spray Park</a>	10	11	16	Public	Wyandotte	KS	Spray Park	Rec
<a href="#">Blue Valley Park Sprayground</a>	10	11	17	Public	Jackson	MO	Spray Park	Rec
<a href="#">Bluejacket Pool</a>	10	11.3	16	Public	Johnson	KS	Outdoor	Rec
<a href="#">Budd Park Pool</a>	10	11.5	20	Public	Jackson	MO	Outdoor	Rec
<a href="#">Country Club of Leawood</a>	10	11.6	29	Private	Johnson	KS	Outdoor	Rec
<a href="#">Elite Gymnastics</a>	10	11.7	18	Private	Johnson	KS	Indoor	Activity
<a href="#">Ad Astra Pool</a>	10	11.7	19	Public	Johnson	KS	Outdoor	Rec
<a href="#">Red Bridge YMCA</a>	10	11.7	26	Private	Jackson	MO	Indoor	Rec

Roeland Park Aquatc Center -  
Market Analysis in Service Area

<a href="#">Flat Rock Creek Pool</a>	10	12	17	Public	Johnson	KS	Outdoor	Rec
<a href="#">Lifetime Fitness</a>	10	12	20	Private	Johnson	KS	Indoor/Outdoor	Rec
<a href="#">SMSD Pool</a>	10	12	20	Public	Johnson	KS	Indoor	Activity
<a href="#">Lenexa Rec Center</a>	10	12	20	Public	Johnson	KS	Indoor	Rec
<a href="#">Eisenhower Spray Park</a>	10	12.6	18	Public	Wyandotte	KS	Spray Park	Rec
<a href="#">Genesis - 110th St. OP</a>	5	13.2	18	Private	Johnson	KS	Indoor	Fitness
<a href="#">Tomahawk Ridge Aquatic Center</a>	10	13.8	19	Public	Johnson	KS	Outdoor	Rec
<a href="#">Goldfish Swim School</a>	10	13.9	20	Private	Johnson	KS	Indoor	Activity
<a href="#">Jewish Community Center</a>	10	15.3	21	Private	Johnson	KS	Indoor/Outdoor	Rec
<a href="#">Providence YMCA</a>	10	17.4	21	Private	Jackson	MO	Indoor	Rec



## Constant Contact Survey Results

**Survey Name:** Roeland Park Aquatic Center - Community Feedback and Needs Assessment

**Response Status:** Partial & Completed

**Filter:** None

Aug 17, 2018 4:10:42 PM

### 1. Please enter your information below if you would like to submit your name with your survey. (This is optional and is not required.)

First Name	117
Last Name	117
Email Address	113
Postal Code	128

### 2. Please select the City in which you live.

Residency	Number of Response(s)	Response Ratio
Roeland Park, KS	204	73.9%
Overland Park, KS	14	5.0%
Shawnee, KS	12	4.3%
Leawood, KS	2	<1%
Lenexa, KS	5	1.8%
Westwood, KS	2	<1%
Kansas City, KS	13	4.7%
Kansas City, MO	10	3.6%
Fairway, KS	0	0.0%
Prairie Village, KS	3	1.0%
Olathe, KS	4	1.4%
Other	7	2.5%
<b>Total</b>	<b>276</b>	<b>100%</b>

## Community Feedback - Summary

**3. Please select how many individuals in your household are in each age group. (Example: You have a 1 year old, 6 year old, 32 and 35 year old in the household. You would select the following: 0 - 2 years = 1, 6 - 8 years = 1, 18 - 59 years = 2, and N/A for all other age groups.)**

Top number is the count of respondents selecting the option. Bottom % is percent of the total respondents selecting the option.

	N/A	1 person	2 people	3 people	4+ people
0 - 2 years	56 63%	30 34%	3 3%	0 0%	0 0%
3 - 5 years	47 52%	40 44%	3 3%	0 0%	0 0%
6 - 8 years	51 54%	35 37%	8 8%	1 1%	0 0%
9 - 12 years	45 44%	42 41%	12 12%	3 3%	0 0%
13 - 17 years	47 50%	34 36%	11 12%	2 2%	0 0%
18 - 59 years	12 5%	47 21%	143 65%	13 6%	5 2%
60+ years	35 29%	40 34%	44 37%	0 0%	0 0%

**4. Please rate your overall satisfaction of the Roeland Park Aquatic Center.**

Top number is the count of respondents selecting the option. Bottom % is percent of the total respondents selecting the option.

	Excellent	Good	Average	Poor	N/A
	23 11%	77 36%	67 31%	31 14%	18 8%

Community Feedback - Summary

**5. How often does someone in your household visit the Roeland Park Aquatic Center?**

	<b>Number of Response(s)</b>	<b>Response Ratio</b>
Every day or nearly every day in a season	24	8.5%
Several times a week	80	28.4%
Several times a month	51	18.1%
Several times a season	25	8.8%
I used to visit but do not anymore	53	18.8%
I have never visited the Roeland Park Aquatic Center	19	6.7%
N/A	3	1.0%
No Responses	26	9.2%
<b>Total</b>	<b>281</b>	<b>100%</b>
75 Comment(s)		

**6. Has someone in the household had a current pool membership to the Roeland Park Aquatic center within the last 12 months?**

	<b>Number of Response(s)</b>	<b>Response Ratio</b>
Yes	145	51.6%
No	108	38.4%
No Responses	28	9.9%
<b>Total</b>	<b>281</b>	<b>100%</b>
29 Comment(s)		

## Community Feedback - Summary

**7. If someone in the household currently visits the Roeland Park Aquatic Center, please select the primary admission type.**

	Number of Response(s)	Response Ratio
Summer membership (no Super Pass) - family	40	14.2%
Summer membership (with Super Pass) - family	46	16.3%
Summer membership (no Super Pass) - individual	28	9.9%
Summer membership (with Super Pass) - individual	4	1.4%
Daily admission fee	35	12.4%
Punch-card (activities)	27	9.6%
I do not currently visit the Roeland Park Aquatic Center	37	13.1%
N/A	20	7.1%
Other	13	4.6%
No Responses	31	11.0%
<b>Total</b>	<b>281</b>	<b>100%</b>

**8. If someone in the household utilizes the Super Pass membership, please select the pools visited most frequently. Please feel free to provide any comments regarding what you like about these facilities in the available space below**

	Number of Response(s)	Response Ratio
Fairway	27	14.9%
Leawood	4	2.2%
Merriam	17	9.3%
Mission	33	18.2%
Prairie Village	20	11.0%
Roeland Park	36	19.8%
N/A	114	62.9%
<b>Total</b>	<b>181</b>	<b>100%</b>
36 Comment(s)		

Community Feedback - Summary

**9. Would you recommend general swimming and/or open swim at the Roeland Park Aquatic Center?**

	<b>Number of Response(s)</b>	<b>Response Ratio</b>
Yes	186	66.1%
No	38	13.5%
N/A	23	8.1%
No Responses	34	12.0%
<b>Total</b>	281	100%
59 Comment(s)		

**10. Has someone in your household attended general or open swim time at another aquatic facility, not Roeland Park Aquatic Center, in the last 12 months? If yes, please feel free to notate in the comments where.**

	<b>Number of Response(s)</b>	<b>Response Ratio</b>
Yes	149	53.0%
No	94	33.4%
N/A	11	3.9%
No Responses	27	9.6%
<b>Total</b>	281	100%
77 Comment(s)		

**11. Has someone in your household participated in any program or activity at the Roeland Park Aquatic Center within the last 12 months?**

	<b>Number of Response(s)</b>	<b>Response Ratio</b>
Yes	139	49.4%
No	104	37.0%
N/A	4	1.4%
No Responses	34	12.0%
<b>Total</b>	281	100%



Community Feedback - Summary

**12. Please select the programs or activities someone in your household has participated in within the last 12 months at the Roeland Park Aquatic Center.**

	<b>Number of Response(s)</b>	<b>Response Ratio</b>
General open swimming	113	48.0%
Day/summer camp	2	<1%
Lap swimming	74	31.4%
Swimming lessons	28	11.9%
Water Fitness	16	6.8%
Blazer Swim Team	6	2.5%
Stingrays Swim Team	14	5.9%
Competitive Swim Team (not Blazers or Stingrays)	3	1.2%
Masters Swimming	20	8.5%
Water Polo	0	0.0%
N/A	60	25.5%
Other	3	1.2%
<b>Total</b>	<b>235</b>	<b>100%</b>

**13. Would you recommend programs and activities at the Roeland Park Aquatic Center?**

	<b>Number of Response(s)</b>	<b>Response Ratio</b>
Yes	162	57.6%
No	24	8.5%
N/A	57	20.2%
No Responses	38	13.5%
<b>Total</b>	<b>281</b>	<b>100%</b>
35 Comment(s)		

## Community Feedback - Summary

**14. Has someone in your household participated in a swimming program or activity at another aquatic facility, not Roeland Park Aquatic Center, within the last 12 months? If yes, please feel free to notate in the comments where and what activity.**

	Number of Response(s)	Response Ratio
Yes	83	29.5%
No	144	51.2%
N/A	13	4.6%
No Responses	41	14.5%
<b>Total</b>	<b>281</b>	<b>100%</b>
56 Comment(s)		

**15. Please rank what you care most about when deciding where to go to meet your swimming needs.**

	Most				
Top number is the count of respondents selecting the option. Bottom % is percent of the total respondents selecting the option.	<b>1</b>	<b>2</b>	<b>3</b>	<b>4</b>	<b>5</b>
Location	48%	34%	12%	4%	1%
Fun features and amenities	24%	19%	15%	17%	25%
Programs and activities offered	5%	11%	18%	45%	21%
Lap lanes for lap swimming	17%	17%	14%	17%	36%
Fees	6%	19%	41%	17%	17%
37 Comment(s)					

**16. How satisfied are you with the following at the Roeland Park Aquatic Center?**

Top number is the count of respondents selecting the option. Bottom % is percent of the total respondents selecting the option.	<b>Very Unsatisfied</b>	<b>Unsatisfied</b>	<b>Neutral</b>	<b>Satisfied</b>	<b>Very Satisfied</b>	<b>N/A</b>
Amenities	11%	23%	22%	23%	11%	9%
Program/activity offerings	4%	10%	31%	26%	13%	17%
Fees	2%	6%	29%	37%	19%	6%
Hours of operation	9%	18%	18%	33%	15%	6%

## Community Feedback - Summary

### 17. Please list any programs or activities you would like to see offered at the Roeland

71 Response(s)

### 18. Please rank how often someone in your household uses the following amenities at the

Top number is the count of respondents selecting the option. Bottom % is percent of the total respondents selecting the option.

	Never	Occassionally	Frequently	N/A
Zero-depth/beach entry	20%	19%	51%	9%
Deep water	15%	27%	51%	7%
Slides	32%	24%	36%	9%
Kiddie pool	54%	13%	16%	17%
Sand pit	69%	9%	5%	18%
Lap lanes for general swimming	35%	25%	29%	12%
Lap lanes for lap swimming, walking and/or fitness	27%	24%	39%	10%
Vortex pool	37%	22%	25%	16%
1-meter/low diving board	31%	24%	33%	12%
3-meter/high diving board	35%	23%	29%	13%

## Community Feedback - Summary

### 19. Please rank how interested someone in your household would be to use the following amenities. Example photos are shown below. If

#### Favorite

Top number is the count of respondents selecting the option. Bottom % is percent of the total respondents selecting the option.

	1	2	3	4	5	6	7	8	9
Toddler features (ex: sprays, kiddie slide)	11%	7%	9%	6%	7%	5%	7%	8%	40%
Zero-depth/beach entry	17%	16%	10%	10%	13%	11%	7%	14%	2%
1 and/or 3-meter diving	7%	8%	7%	17%	12%	16%	18%	9%	7%
Active features (ex: basketball, climbing)	4%	4%	11%	10%	13%	15%	16%	14%	13%
Lazy river	11%	13%	14%	14%	18%	10%	10%	6%	4%
Large slide(s)	8%	13%	12%	22%	13%	13%	8%	7%	5%
Deep water	9%	4%	26%	12%	13%	16%	11%	3%	6%
50-meter/long course lap lanes	13%	20%	4%	4%	8%	5%	9%	23%	15%
25-meter or yard/short course lap lanes	20%	16%	6%	5%	5%	10%	14%	16%	8%

31 Comment(s)

### 20. Please select the swimming need that most applies to your household.

	Number of Response(s)	Response Ratio
Summer outdoor swimming	89	31.6%
Year-round indoor swimming	26	9.2%
Both outdoor and indoor	114	40.5%
N/A	9	3.2%
No Responses	43	15.3%
<b>Total</b>	<b>281</b>	<b>100%</b>

## Community Feedback - Summary

### 21. Please select where you receive information about the Roeland Park Aquatic

	Number of Response(s)	Response Ratio
City of Roeland Park website	133	57.3%
Johnson County Parks and Recreation website	91	39.2%
Facebook	73	31.4%
Word of mouth/friends	80	34.4%
Roeland Park Community Center	57	24.5%
Email or electronic newsletters	110	47.4%
My JCPRD printed activities brochure	60	25.8%
Other	26	11.2%
<b>Total</b>	<b>232</b>	<b>100%</b>
14 Comment(s)		

### 22. How far are you willing to drive to participate in a swimming activity?

	Number of Response(s)	Response Ratio
5 - 10 minutes	104	37.0%
11 - 20 minutes	112	39.8%
30 or more minutes	7	2.4%
I am not willing to drive	3	1.0%
Other	1	<1%
No Responses	54	19.2%
<b>Total</b>	<b>281</b>	<b>100%</b>
15 Comment(s)		

### 23. Please feel free to provide additional feedback about the Roeland Park Aquatic

116 Response(s)





# waters edge

## AQUATIC CENTER

### Constant Contact Survey Results

**Survey Name:** Roeland Park Aquatic Center - Community Feedback and Needs Assessment

**Response Status:** Partial & Completed

**Filter:** None

8/17/2018 4:28 PM CDT

---

Please enter your information below if you would like to submit your name with your survey. (This is optional and is not required.)







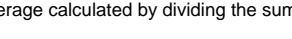
Answers	Number of Response(s)
First Name	117
Last Name	117
Email Address	113
Postal Code	128

\*Please select the City in which you live.

Answer	0%	100%	Number of Response(s)	Response Ratio
Roeland Park, KS	<div></div>		204	73.9 %
Overland Park, KS	<div></div>		14	5.0 %
Shawnee, KS	<div></div>		12	4.3 %
Leawood, KS	<div></div>		2	<1 %
Lenexa, KS	<div></div>		5	1.8 %
Westwood, KS	<div></div>		2	<1 %
Kansas City, KS	<div></div>		13	4.7 %
Kansas City, MO	<div></div>		10	3.6 %
Fairway, KS	<div></div>		0	0.0 %
Prairie Village, KS	<div></div>		3	1.0 %
Olathe, KS	<div></div>		4	1.4 %
Other	<div></div>		7	2.5 %
Totals			276	100%

Please select how many individuals in your household are in each age group. (Example: You have a 1 year old, 6 year old, 32 and 35 year old in the household. You would select the following: 0 - 2 years = 1, 6 - 8 years = 1, 18 - 59 years = 2, and N/A for all other age groups.)


1 = N/A, 2 = 1 person, 3 = 2 people, 4 = 3 people, 5 = 4+ people

Answer	1	2	3	4	5	Number of Response(s)	Rating Score*
0 - 2 years						89	1.4
3 - 5 years						90	1.5
6 - 8 years						95	1.6
9 - 12 years						102	1.7
13 - 17 years						94	1.7
18 - 59 years						220	2.8
60+ years						119	2.1

\*The Rating Score is the weighted average calculated by dividing the sum of all weighted ratings by the number of total responses.









Please rate your overall satisfaction of the Roeland Park Aquatic Center.

1 = Excellent, 2 = Good, 3 = Average, 4 = Poor, 5 = N/A




	1	2	3	4	5	Number of Response(s)	Rating Score*
						216	2.7

\*The Rating Score is the weighted average calculated by dividing the sum of all weighted ratings by the number of total responses.











How often does someone in your household visit the Roeland Park Aquatic Center?

Answer	0%	100%	Number of Response(s)	Response Ratio
Every day or nearly every day in a season			24	8.5 %
Several times a week			80	28.4 %
Several times a month			51	18.1 %
Several times a season			25	8.8 %
I used to visit but do not anymore			53	18.8 %
I have never visited the Roeland Park Aquatic Center			19	6.7 %
N/A			3	1.0 %
No Response(s)			26	9.2 %
Totals			281	100%








Has someone in the household had a current pool membership to the Roeland Park Aquatic center within the last 12 months?

Answer	0%	100%	Number of Response(s)	Response Ratio
Yes			145	51.6 %
No			108	38.4 %
No Response(s)			28	9.9 %
Totals			281	100%





If someone in the household currently visits the Roeland Park Aquatic Center, please select the primary admission type.

Answer	0%	100%	Number of Response(s)	Response Ratio
Summer membership (no Super Pass) - family			40	14.2 %
Summer membership (with Super Pass) - family			46	16.3 %
Summer membership (no Super Pass) - individual			28	9.9 %
Summer membership (with Super Pass) - individual			4	1.4 %
Daily admission fee			35	12.4 %
Punch-card (activities)			27	9.6 %
I do not currently visit the Roeland Park Aquatic Center			37	13.1 %
N/A			20	7.1 %
Other			13	4.6 %
No Response(s)			31	11.0 %
<b>Totals</b>			<b>281</b>	<b>100%</b>

If someone in the household utilizes the Super Pass membership, please select the pools visited most frequently. Please feel free to provide any comments regarding what you like about these facilities in the available space below

Answer	0%	100%	Number of Response(s)	Response Ratio
Fairway			27	14.9 %
Leawood			4	2.2 %
Merriam			17	9.3 %
Mission			33	18.2 %
Prairie Village			20	11.0 %
Roeland Park			36	19.8 %
N/A			114	62.9 %
<b>Totals</b>			<b>181</b>	<b>100%</b>

Would you recommend general swimming and/or open swim at the Roeland Park Aquatic Center?

Answer	0%	100%	Number of Response(s)	Response Ratio
Yes			186	66.1 %
No			38	13.5 %
N/A			23	8.1 %
No Response(s)			34	12.0 %
<b>Totals</b>			<b>281</b>	<b>100%</b>

Has someone in your household attended general or open swim time at another aquatic facility, not Roeland Park Aquatic Center, in the last 12 months? If yes, please feel free to notate in the comments where.

WHERE:				
Answer	0%	100%	Number of Response(s)	Response Ratio
Yes	<div><div></div></div>		149	53.0 %
No	<div><div></div></div>		94	33.4 %
N/A	<div><div></div></div>		11	3.9 %
No Response(s)	<div><div></div></div>		27	9.6 %
Totals			281	100%

Has someone in your household participated in any program or activity at the Roeland Park Aquatic Center within the last 12 months?

Center within the last 12 months:				
Answer	<div><div></div></div> 0%	<div><div></div></div> 100%	Number of Response(s)	Response Ratio
Yes	<div><div></div></div>		139	49.4 %
No	<div><div></div></div>		104	37.0 %
N/A	<div><div></div></div>		4	1.4 %
No Response(s)	<div><div></div></div>		34	12.0 %
Totals			281	100%

Please select the programs or activities someone in your household has participated in within the last 12 months at the Roeland Park Aquatic Center.

Answer	0%	100%	Number of Response(s)	Response Ratio
General open swimming	<div></div>		113	48.0 %
Day/summer camp	<div></div>		2	<1 %
Lap swimming	<div></div>		74	31.4 %
Swimming lessons	<div></div>		28	11.9 %
Water Fitness	<div></div>		16	6.8 %
Blazer Swim Team	<div></div>		6	2.5 %
Stingrays Swim Team	<div></div>		14	5.9 %
Competitive Swim Team (not Blazers or Stingrays)	<div></div>		3	1.2 %
Masters Swimming	<div></div>		20	8.5 %
Water Polo	<div></div>		0	0.0 %
N/A	<div></div>		60	25.5 %
Other	<div></div>		3	1.2 %
Totals			235	100%



Would you recommend programs and activities at the Roeland Park Aquatic Center?

Answer	0%	100%	Number of Response(s)	Response Ratio
Yes	<div><div></div></div>		162	57.6 %
No	<div><div></div></div>		24	8.5 %
N/A	<div><div></div></div>		57	20.2 %
No Response(s)	<div><div></div></div>		38	13.5 %
Totals			281	100%

Has someone in your household participated in a swimming program or activity at another aquatic facility, not Roeland Park Aquatic Center, within the last 12 months? If yes, please feel free to notate in the comments where and what activity.

Answer	0%	100%	Number of Response(s)	Response Ratio
Yes	<div><div></div></div>		83	29.5 %
No	<div><div></div></div>		144	51.2 %
N/A	<div><div></div></div>		13	4.6 %
No Response(s)	<div><div></div></div>		41	14.5 %
Totals			281	100%

Please rank what you care most about when deciding where to go to meet your swimming needs.

1 = Most

Answer	1	2	3	4	5	Number of Response(s)	Ranking Score*
Location						229	1.8
Fun features and amenities						229	3.0
Programs and activities offered						229	3.6
Lap lanes for lap swimming						229	3.4
Fees						229	3.2

\*The Ranking Score is the weighted average calculated by dividing the sum of all weighted rankings by the number of total responses.

### How satisfied are you with the following at the Roeland Park Aquatic Center?

1 = Very Unsatisfied, 2 = Unsatisfied, 3 = Neutral, 4 = Satisfied, 5 = Very Satisfied, 6 = N/A

Answer	1	2	3	4	5	6	Number of Response(s)	Rating Score*
Amenities							230	3.3
Program/activity offerings							231	3.8
Fees							233	3.8
Hours of operation							233	3.5

\*The Rating Score is the weighted average calculated by dividing the sum of all weighted ratings by the number of total responses.

### Please list any programs or activities you would like to see offered at the Roeland Park Aquatic Center that are not currently being offered.

71 Response(s)

### Please rank how often someone in your household uses the following amenities at the Roeland Park Aquatic Center.

1 = Never, 2 = Occasionally, 3 = Frequently, 4 = N/A

Answer	1	2	3	4	Number of Response(s)	Rating Score*
Zero-depth/beach entry					208	2.5
Deep water					209	2.5
Slides					208	2.2
Kiddie pool					203	2.0
Sand pit					200	1.7
Lap lanes for general swimming					213	2.2
Lap lanes for lap swimming, walking and/or fitness					216	2.3
Vortex pool (when it was available)					205	2.2
1-meter/low diving board (when it was available)					206	2.3
3-meter/high diving board (when it was available)					204	2.2

\*The Rating Score is the weighted average calculated by dividing the sum of all weighted ratings by the number of total responses.

Please rank how interested someone in your household would be to use the following amenities. Example photos are shown below. If this question does not apply to you, please skip it; otherwise, all options must be ranked.  
 1 = Favorite

Answer	1	2	3	4	5	6	7	8	9	Number of Response(s)	Ranking Score*
Toddler features (ex: sprays, kiddie slide)										208	6.2
Zero-depth/beach entry										208	4.3
1 and/or 3-meter diving										208	5.2
Active features (ex: basketball, climbing wall)										208	5.8
Lazy river										208	4.4
Large slide(s)										208	4.5
Deep water										208	4.6
50-meter/long course lap lanes										208	5.3
25-meter or yard/short course lap lanes										208	4.7

\*The Ranking Score is the weighted average calculated by dividing the sum of all weighted rankings by the number of total responses.

TextBlock:





Toddler Features   Zero-Depth   1/3-M Diving   Climbing Wall  
 Lazy River   Large Slides   Deep Water  
  
 50M or 25M/Y Lap Lanes

Please select the swimming need that most applies to your household.

Answer	0%	100%	Number of Response(s)	Response Ratio
Summer outdoor swimming	<div><div></div></div>		89	31.6 %
Year-round indoor swimming	<div><div></div></div>		26	9.2 %
Both outdoor and indoor	<div><div></div></div>		114	40.5 %
N/A	<div><div></div></div>		9	3.2 %
No Response(s)	<div><div></div></div>		43	15.3 %
Totals			281	100%

Please select where you receive information about the Roeland Park Aquatic Center. Examples to include in the Other box include, but are not limited to, NextDoor, Twitter.

in the Other box include, but are not limited to, NextDoor, Twitter.

Answer	0%	100%	Number of Response(s)	Response Ratio
City of Roeland Park website			133	57.3 %
Johnson County Parks and Recreation website			91	39.2 %
Facebook			73	31.4 %
Word of mouth/friends			80	34.4 %
Roeland Park Community Center			57	24.5 %
Email or electronic newsletters			110	47.4 %
My JCPRD printed activities brochure			60	25.8 %
Other			26	11.2 %
Totals			232	100%

How far are you willing to drive to participate in a swimming activity?

Answer	0%	100%	Number of Response(s)	Response Ratio
5 - 10 minutes	<div><div></div></div>		104	37.0 %
11 - 20 minutes	<div><div></div></div>		112	39.8 %
30 or more minutes	<div><div></div></div>		7	2.4 %
I am not willing to drive	<div><div></div></div>		3	1.0 %
Other			1	<1 %
No Response(s)	<div><div></div></div>		54	19.2 %
Totals			281	100%

Please feel free to provide additional feedback about the Roeland Park Aquatic Center.

116 Response(s)

## Constant Contact Survey Results

**Survey Name:** Roeland Park Aquatic Center - Community Feedback and Needs Assessment

**Response Status:** Partial & Completed

**Filter:** None

Aug 17, 2018 4:10:42 PM

2. Please select the City in which you live. - Other responses	
Answer	
Mission Hills	
Former Roeland Park resident	
Merriam	
Mission, KS	
Merriam, KS	
Merriam	
Mission	
3. Please select how many individuals in your household are in each age group. (Example: You have a 1 year old, 6 year old, 32 and 35 year old in the household. You would select the following: 0 - 2 years = 1, 6 - 8 years = 1, 18 - 59 years = 2, and N/A for all other age groups.) - Comments	
Answer	
[No Responses]	
4. Please rate your overall satisfaction of the Roeland Park Aquatic Center. - Comments	
Answer	
[No Responses]	
5. How often does someone in your household visit the Roeland Park Aquatic Center? - Comments	
Answer	
My kids don't like to go there anymore because there are no diving boards and the vortex is closed.	
We have a summer pass and visit during the summer n	
The upkeep to this pool has lacked over the years. Locker room always are dirty and it seems like there is always something broken when I go	
Last summer I swam laps twice per week.	
We visit more frequently when we buy a season pass, but haven't always been consistent. Management has caused frustrations impacting our loyalty. Early closings because manager on staff decided so, unexpected group events that dominate all the lap lanes ... stuff like that. I used to lifeguard at an outdoor municipal in Kansas. We never closed due to heat. That's when families need relief from the heat the most!	
We've been once	
Usually 1-2 times a week	



## Community Feedback - Comments

We love this pool! We don't go anymore because there are no diving boards and the pool seems to be in disrepair. My kids choose the other area pool even though this is the closest and used to be our favorite.
I haven't been this year. I am waiting for all of the repairs to be done before I invest in a membership again.
No comments at this time
Kids are grown, so we haven't been up to the pool in a while.
Only in the summer
I find it completely useless to visit pool during the week. Open at 12 but at 1 it is taken over by the busloads of day care kids. Does not work for me to pay money to only be able to enjoy 1 hour of the pool during the week. In addition, the chairs and lounges are extremely uncomfortable.
We have not attended this year due to lack of slides and diving boards.
No diving boards & every thing just looks worn down
Our family loved coming to Roeland Park when the KC Blazer national group practiced there.
My husband and I are fitness and competitive swimmers. We love the aquatic center and bought our house to be close to the pool. We compete in triathlons and swim meets and love having a competition pool nearby.
We are very appreciative of having this pool so close, and so nice, even though we live across the county line in KCK.
Weekly, usually.
I have wanted to but never got up there. Now my elderly parent needs water to do PT in year around. We were considering the aquatic center until we heard about the mess going on with it.
I am a masters swimmer and use the Aquatic Center for workouts.
we have done swim lessons. We buy a super pass because the Roeland Park pool does not have amenities like shade and fun kid area like other pools do
Go there for swim lessons for my little one. Periodically visit to swim with kiddo.
I swim with the Masters and have for over 4 years.
We participate in swimming lessons on Saturday, and go on Sunday, as well as, one day during the week.
I participate in masters swimming
When the kids were young we went to pools, but now that they're out of high school no one goes
I tended to visit most in the winter. I did buy a punch card for the summer of 2017 but haven't been able to use them due to a new addition to the family making it hard to get out as often.
Children grown, so haven't visited in 7 years.
We love our pool, its been sad to see it in such disrepair this year. The kids swim on swim team and have not even been able to practice diving.
2-3 days a week in the summer
I work at the Roeland Park Aquatic Center.
Every summer and usually in the cold months too.
I swim Masters, typically 2-5 times per week year round. Lately only when the dome has been off in the summer.
Several times a week with summer passes

## Community Feedback - Comments

	When the pool stopped staying open until 8:00pm during the summer, it limited our usage significantly because we liked to go to the pool after dinner when the whole family could be together.
	During the summer - several times a week. 2x a year during fall-winter. Would like to more for lap swim.
	We take our grandchildren there during the summer months.
	when there are Masters's practices. Attended More in the winter than summer months prior to dome closure
	The Aquatic Center is lacking a hands on manager that interacts with the patrons.
	The amenities (diving boards, slides, volcano lazy river) are frequently not functioning. The pool has large amounts of sand, dirt, and human hair floating on top or collected on the bottom.
	We have the super pass just so we can go enjoy the better, updated pools.
	My wife and I used to swim laps all year prior to having children. Our children prefer mission and fairways pool over roeland park.
	I began swimming laps daily (weekdays) in October 1997, shortly after the pool opened. I still do. I am devastated by teh loss of the winter season as the pool has been a major factor in my remaining in Roeland park. I bought my house here in 1969 so have lived here for 49 years.
	I like the location.
	We used to go to RP daily, but for the past two years we've had a Super Pass. We still swim almost daily, but only go to RP a couple times a week.
	We went a lot more when it was year round and the diving boards were there.
	We go to RPAC when we can't make it to another pool. The lack of amenities and decent food choices make it our least favorite pool. We go to the pool several times a week when we are in town.
	We've been meaning to start going! I'd like to go twice a month.
	Just about everytime I have been there the pool is not being kept clean. in the area where you walk in there is sand and I have seen a piece of carrot that was there for 2 days in a row I have seen melted food by the chairs also
	With the current condition of the pool (missing ammenities) our visits have decreased.
	I love the lazy river at the Lenexa community center for aerobic exercise so have been going there. Would much rather go near where we live.
	Our kids seem to prefer other nearby pools now like the Mission pool.
	I have had some health issues and usually used the pool for classes not in the summer season. All the repair problems pretty well kept me out the last 2 yeeears.
	I attend water aerobics 4 days a week
	I haven't visited however I would like my son to continue with swimming lessons. He used to take lessons at the Y.
	I went a couple of times but opt to use the pool at Woodside during the summer. I used to swim there in the winter until the roof broke.
	We also bought the super pass when we lived in Roeland Park so we could visit other pools in the area. We did take swimming lessons at the RP pool and it was fine for that, but amenities at other area pools are way better for a day of swimming.
	I work at the Roeland Park Aquatic Center as a coach and swim lesson instructor. I also attent Master's swim practices when they are offered.
	more visits during the winter when bubble up and functioning
	Attend swimming aerobic classes between 2 to 4 times a week.
	Grandkids grown. We don't swim
	But only in off season. During summer I swim at Shawnee pool. Used to swim rest of year at RP.

## Community Feedback - Comments

Great Pool. Always clean. Friendly lifeguards and staff. Wonderful water aerobics instructor- Bernadette Wagner.
My wife has used the pool for lap swim and exercising.
Our daughter was with the Blazers. We had more association when our children were younger.
Love coming.
I am in the water aerobics classes.
I attend water aerobic classes 4 X/wk
As a 20 year resident, I used the pool facility for one or two seasons when my kids were little. We participated in the JCPRD swim programs. I took my son or daughter there a handful of times in the summer since I moved here.
We have the Super Pass and are Roeland Park residents. During the summer we are typically there 3-4 times a week. Likely more next summer with Merriam being under construction.
Our RP pool just looks old and tired compared to others.
It has been neglected to the point of disgusting and embarrassing. Amenities that don't work, a failed, dirty sand feature, disgusting bathrooms with standing water and plastic shower curtains and gang style men's shower and really bad snack bar. Especially compared to the other pools in the area, it is worthy of a total overhaul.
I used to rate the pool excellent. Because of the confusion about how long it will be open, and the perceived reluctance of those in charge to keep the pool open, I am rating it good. My abyss bliss class I rate excellent.
I used to have a membership to do laps twice weekly in the late afternoon or early evening but those hours were cut and now the pool will be closed in the winter.
<b>6. Has someone in the household had a current pool membership to the Roeland Park Aquatic center within the last 12 months? -</b>
<b>Answer</b>
We didn't buy one this year because of the poor conditions
Family pass
We only do the summer membership. We have never done the year round because it is not convenient for nonlap swimmers. All the deep end lanes are taken.
Family membership the past two summer seasons
We had a family pass last year at Roeland Park. We decide to join Mission this year because they have so much more to offer for children under 6. Our kids love the whale but since it was removed they don't want to go swimming anymore.
I come for Master's Swimming
We were going to get one.
Masters swimming punch card
Since I'm charged for my participation in masters, we just use a household punchcard too.
I have a JCPRD punch pass for RPAC
I pay with a punch pass rather than membership. If a membership was available for programming, specifically Masters Swimming, I would purchase it, I would also consider a membership option that allows both lap swimming and Master's swimming
I haven't had a pool pass for two seasons (including this one) because I feel the overall quality of the pool has declined, and now that my child is in jr high, he finds it boring there after a little bit because the slides, the vortex pool, etc are often closed. And this year it's just not worth the cost of the pass with everything down.

## Community Feedback - Comments

We did not buy a summer membership for the first time in more than 10 years.
We have had a pool membership for the last 14 years.
We have a Super Pass.
Summer only, we found even with the dome it was still to cold to used the pool in the winter.
See above
I prefer the pool indoors. All the repair problems pretty well kept me out the last 2 yeears.
But pay to take water aerobics classes.
We considered getting a membership
I still have a prepaid 10-swim card with a few unused visits on it, but have not visited the pool in several years.
We have the super pass and have visited Roeland Park pool.
Enroll for water aerobics through 50+
I think that you need to count the water aerobic attendees as part of your pool membership. I don't need to become a member when I am in the water 4 times a week.
Family Super Pass
We had one last year and loved it. Just too busy this year, but we will be members again next year.
Absolutely not. Would never pay money to use that facility.
I have been using the pool twice a week on average since 1999.
See above
<b>7. If someone in the household currently visits the Roeland Park Aquatic Center, please select the primary admission type. - Other</b>
<b>Answer</b>
Private swim lessons. 2 times a week
One has the super pass.
Water aerobics
Don't have a membership
Work
More than just summer family membership
swim meets
Swim lessons
Pay for water aerobic classes
USA swimming master's practices & coaching
Attend swimming aerobic classes.
was punch card, now enrollment
Class pass
<b>8. If someone in the household utilizes the Super Pass membership, please select the pools visited most frequently. Please feel free to</b>
<b>Answer</b>
We have had it as recently as last year. My kids have chosen to go to these other pools because they are more updated and have more to do. The RP pool seems rundown and unkempt.

## Community Feedback - Comments

	We have had the super pass for the past 4 years but decided this year we would try only our pool because the kids like it best. They can play with balls and other items that the other pools do not allow. The zero entry is the best for the 3 yr old and as amok li, can see all ages from most spots.
	We try to support Roeland Park as much as possible; however, with the lack of working amenities at the pool, my children have begun requesting other pools so that they can utilize the diving boards and such.
	Closest - when RP is closed for swim meets.
	Diving boards are very important. We like the basketball goal area. More to do for teenagers. The mission pool and fairway pool are both open later. Roeland park closes too early on Sunday's.
	Had the super pass previous years. Do to early closing August 12th at roeland Park did not get a superpass
	Mission have a splash pad and a great play area for young kids. We love the special playtimes in the mornings for kids under 6.
	Nearby, clean, some shade provided, good slides and diving boards, splash pad and other activities for small kids, way fewer âsafety checksâ that eat up so much swim time
	I belong to Sylvester Powell Center in Mission, and have access to the indoor pool, sauna, steam room, hot tub. If Roeland Park had its own activities center at the same level of service as Powell, I would join. For now, I keep my Sylvester Powell membership because it is the best value in the area. Thank you for asking.
	Mission is my favorite, followed by Fairway. They are newer facilities but they have really great amenities for the kids. Unfortunately, RP's kids features are incredibly minimal. It's a great pool for teams and fitness swimmers.
	We like going to the Merriam pool in the mornings since it opens an hour eariler (11am) on the weekends than the Roeland Park pool. Plus we enjoy the large baby pool at Merriam.
	Not sure the value to RPAC to be in super pass !
	I don't have a Super Pass. I have a membership to Shawnee Pool and have used day pass for Turner, Fairway, Prairie Village
	We purchased the super pass this year after seeing the shape of our pool, but have not utilized it much since our pool is so convenient for us.
	Love swimming in the winter months!!! It is so good to do something when you canât get outside.
	I like Merriam & Missions large pool being separated from the baby pool. I like thatMission has thing in the baby pool for slightly older kids who are non swimmers.
	Would have utilized a super pass but we do not qualify with the 2 year requirement with roeland park. Very disappointing.
	We have had the super pass in the past and really enjoyed using the Prairie Village pool.
	There is not one I visit more than the other. I like the cleanliness and opportunities to enjoy the amenities.
	The childrenâs area at Mission is great but the swimming area is small and always packed. Merriam is probably our favorite, the slide are and big space to swim including a 6 foot where the kids can dive.
	Dlving boards. Large pool area for older kids/adults
	Belong to Sylvester Powell for Winter Season
	Fairway is our favorite because it opens at 11 (which means we can swim before nap), stays open until 8 and we can bring in outside food. We love having picnics at the pool.
	sometimes fairway
	Roeland Park is visited most frequently due to proximity, however the preferred pool is Prairie Village.
	Fairway is a much nicer pool. The concrete doesn't get as hot on bare feet. There is a better selection of concessions that are healthier. There is ample shade with comfortable seating.



## Community Feedback - Comments

I would like the Roeland Park center more if it was open until 8pm like the rest of the pools. It used to be and then they changed it to 7pm, which cuts down my ability to use the pool after work.
These pools all have fantastic swimming areas for younger kids.
NA
Beautiful surroundings, much better then Matt Ross's pool. Large pool.
Great community. Great schools. Well located. Good government.
I like the splash area at Mission. I like the built-in bench at Mission. I like the space and different areas at Prairie Village. I like the large slides at Mission, Prairie Village, and Merriam. I like the option to take furniture into the water at Prairie Village. I like the cleanliness at the other pools. There is too often sand and other debris in the Roeland Park pool.
Beautiful pool with great life guards and staff. They need to advertise more to increase awareness of this beautiful facility
We prefer the Prairie Village Pool
Usually its RP, but we also go to Fairway and Mission depending on the business or heat at RP.
We visited Merriam the most this season, followed by Roeland Park. Prairie Village and Fairway a few times as friends and family are residents.
<b>9. Would you recommend general swimming and/or open swim at the Roeland Park Aquatic Center? - Comments</b>
<b>Answer</b>
It's Ok, but not as much to do. Vortex seems to have been closed for years, no diving boards.
Compared to surrounding city amenities there isn't a reason why to Recommend Roeland Park.
Not totally clear on the definitions of these. Our household comes to swim laps, plus enjoy the sunny pool deck and occasionally jump in for a quick cool off. When our kids were young, we'd spend an afternoon. At that time we liked the prairie village pools too because they opened at 10:00am - a nice time to bring little kids during hot summer days.
I will once all the pool structures are in proper functioning order.
The place is in disrepair. No diving boards. The vortex pool still abandoned, baby pool no slide. Life guards at slides, no consistency. On lifeguard let's my daughter slide and the next doesn't. Not good. Life guards playing keep away on the life guard stands instead of doing their jobs. Avoiding cleaning up glass by putting up signs. It is. HORRIBLE
JCPRD is completely mismanaging this resource. It is a shame that this beautiful facility has been treated this way.
The pool is set up well... shallow end with zero depth section, lap lanes and deeper water for general use with diving boards. Something for everyone, even slides!
It's such a great pool!
Yes, to my friends who are lap swimmers.
I used to! Not anymore. Too much is missing. The other pools have more amenities.
With all the above I still would recommend the pool. It is a nice place in Roeland Park to cool off and I like the zero depth entry.
I like the layout of the Roeland Park pool and we have used it for years. This year, the pool seems run-down between the absence of diving boards, cones marking off non-working sprayers, the whale slide gone, the vortex not working, etc. And the closures at random times are frustrating. We have swam much less at the Roeland Park pool this summer than at other places, which wasn't always the case.
Kids love diving boards! What happened to them? The general upkeep of the pool is lacking as well
The fact that RPAC had lap lanes and the bulkhead for 50-meter swimming was terrific.
RPAC is the best pool around.

## Community Feedback - Comments

We loved to swim early mornings for exercise we even invite our friends.
It's a nice pool. I love the that it can be made an indoor pool for winter and open for the summer.
If someone wants no-frills swimming, then yes as it's usually not too crowded and good sized pools. But the lack of any amenities (sunshade, diving boards, etc) can be a put off for many.
Not sure. I've heard things have been declining and I haven't yet been this summer
It's one of the best pools in the city for serious swimming.
I would recommend it based on the size of the pool, that it's typically not crowded, but would caution that the amenities and structure are lacking compared to other JoCo pools.
Other pools have similar fees and more amenities
Only if the pool returns to its previous function with diving boards and kids pool being back in good working order.
Exercise based activities...water aerobics, lap swimming times, etc.
I would recommend lap swimming
We LOVE open swimming at this pool because it's not too crowded and the huge zero entry area is so wonderful to help me keep track of my two small children
while my answer is yes, I've been less happy with Roeland Park Pool in the last couple of years. There have been issues with the Vortex Pool, the slides, and the diving boards.
It was ok when my child was younger and this slides were open more often.
There should be lap lanes as well as open swim area.
The facility feels dated.
Especially in the summer, it's a beautiful facility
I have brought other friend/family to Roeland Park Aquatics and they have come more frequently now.
If all the amenities get fixed...toddler pool, lazy river, diving board. Current accommodations are not up to par.
It is a beautiful pool for all types of recreation activities from lap swimming, diving, before they took the board out, and for the kiddos
Roeland Park pool use to be the best. Now everything has either been removed or broken down. It would be great to get this place up and running again!
like swimming laps- usually not too busy.
I joined to be able to swim laps
It's so dated and honestly kind of grimy
This is the worst I've seen the pool in 14 years. Nothing is working, there are no diving boards, and the water is GROSS. Every time I've swam there this year I've found CLUMPS of human hair floating in the water. Yesterday a little girl said "look! I found some hair!" and had a huge ball of hair, not her hair color, in her hand. The floor of the pool is also gross. There are bugs, sand, chunks of dirt. The pool furniture is also looking old, faded, and out of date.
Short season, short hours, kind of run down.
It can be a bit crowded on weekends.
I swim early AM in a lap lane
My kids like to meet there.
I would recommend because of the crowd sizes and the area which is convenient.

## Community Feedback - Comments

We still enjoy swimming at Roeland Park but don't often suggest it as the place to meet up with friends because it closes earlier and we can't bring in food.
I preferred it with diving boards and when it was year round.
Once everything is fixed
I wish the RPAC was as nice as the other Johnson County pools.
Yes but I think it needs to be kept up better
We are lap swimmers
It's never too busy (at least when I go), and I can always seem to find a lounge chair.
I would recommend the water aerobics which I used to attend.
My friend's always talks about how great the pool is.
The RP has gotten rundown and unattractive
However, this summer, and previous summers many of the amenity pools have been closed for long periods of time due to maintenance or the facility being short staffed. The pool has also not had diving boards until this past week, ending July 21st.
Fantastic facility for lap swimming
For many people, the Roeland Park pool is the closest to downtown, and perfect for those who are training for a triathlon.
I have recommended in the past and would do so in the future.
I don't understand the question but when I went to the pool, I liked the separation between the laps and the open family friendly area.
<b>10. Has someone in your household attended general or open swim time at another aquatic facility, not Roeland Park Aquatic Center, in the</b>
<b>Answer</b>
Yes. Mostly Mission for the use of the diving boards.
husband uses indoor at Sylvester Powell.
Mission
Winter swimming at Sylvester Powell
Only because of swim meets.
We visit all of the NEJoco pools. We like the variety. We like meeting up with friends who live near the other pools.
We belong to Woodside.
Mission and Leawood pool
Lenexa
Thinking about the indoor pools at various community centers
Fairway, Mission
Fairway
Prairie Village
I have gone for self directed lap swimming.
Turner Aquatic Center when RPAC was closed
Go to Mission frequently
Matt Ross, Mission pool, Sylvester powell
Have had to swim @ Turner High School since Roeland Park was not open in the winter.

# Community Feedback - Comments

Mission pool because of 3 ft pool and better water slides, diving boards and splash park
Mission and Fairway.
Olathe Community Center
I also swim at PV , SME h s, Turner h s and Lifetime fitness gym. Most of pool are NOT stand alone aquatics, do this May bias your responses.
Matt Ross Community Center, Prairie Village Pool, Youngs Pool
THomas Soetaert Aquatic Center
I lap swim at Shawnee pool. It is not a great option for the following reasons 1) no morning swim times for adults. This means I must do a hard, competitive workout in the heat of the day 2) no pace clock, flags, etc. 3) limited to 2 lap lanes. Though I'm happy to share a lane, there are NEVER swimmers of my ability to share with so I cannot have a hard/competitive workout 4) During evening hours swim lessons take a lane leaving only 1 for lap swim during peak time RPAC is superior for lap
Fairway has a great pool, as does Mission.
Merriam Aquatic Center, Mission Pool, Sylvester Powell Jr. Community Center.
Mission Pool = have friends in the summer babysitting group that swims in the afternoon.
Black Bob Bay in Olathe, Kansas.
Prairie Village
Shawnee Aquatic Center
Prairie Village and Leawood
Merriam, Mission
Mission Pool
I swim open swim occasionally when I don't go to Masters practices
Merriam and they enjoyed the facility.
Prairie Village Pool, Merriam Pool
YMCA when RPAC was closed or when I was traveling.
Mission primarily will go to the others at least 1 time.
Sylvester Powell CC
Lifetime Fitness, one time at Lenexa for lap swimming
Turner Aquatic Center during the school year last year 2017-2018 when the dome failed.
Mission's outdoor pool
We have attended at Mission, Merriam, Prairie Village, Fairway, and Leawood pools.
Mission, fairway.
Sylvester Powell
Mission. Sylvester Powell Community Center. Matt Ross Community Center.
My husband swims laps at the YMCA. We have visited all pools on the super pass, plus the Lenexa Flat Rock Creek pool for their morning "Splash with Me" for my youngest boys.

## Community Feedback - Comments

We went to both of the indoor pools this past winter, I think there is one in mission off Johnson Drive and then also Matt Ross.
i go to swim laps but stay a while
PV, Merriam, Mission
We love the other Johnson County pools. Fairway and Prairie Village pools have amenities not offered at RPAC.
Lap swim during winter when dome was down.
We enjoy Fairway and Mission pool.
Lenexa rec center is awesome We need that!!
Fairway, Prairie Village, Mission, Leawood
Mission pool. Our kids prefer that one and it's honestly just as close.
Overland Oark
Merriam
Mission
Matt Ross
Sylvester Powell
Matt Ross
Mission
Sylvester Powell, Mission Pool
Mission mostly
Woodside Racquet Club
PV
Turner, Independence, and Lee's Summit
Lenexa
Matt Ross, too crowded when I went.
We regularly go to the Mission Aquatic Center. The kids area is better than that at Roeland Park.
Mission indoor and outdoor, Matt Ross Community Center, Prairie Village, Merriam, and Fairway.
Mission and Prairie Village
When the dome was left unrepaired, I went to JCCC, the Sylveter Powell Center, and some private hotels but none were as up to par with how Roeland Park Dome/Aquatic Center.
I was swimming at Sylvester Powell while the pool was closed due to the dome damage. I did not like it. The cost and lane availability were frustrating.
Merriam, Prairie Village, Fairway. We don't go to Mission because there is not enough room for older kids and adults. Leawood is a long drive so we have only been once last summer.
I do my laps thru the winter at Matt Ross.
<b>12. Please select the programs or activities someone in your household has participated in within the last 12 months at the Roeland Park</b>
<b>Answer</b>
Open and lap swimming
The best lap swim pool in the metroplex!



# Community Feedback - Comments

50+ Water Aerobics
<b>13. Would you recommend programs and activities at the Roeland Park Aquatic Center? - Comments</b>
<b>Answer</b>
If we recommend the aquatic center to friends, we would just like confidence that the aquatic center schedule posted on the website is current. Seems like only the generic schedule is posted and atypical events don't always show up. VERY FRUSTRATING! The website should include day events or this week events and always be kept current.
We had a wonderful swim lesson experience with Patrick. My two children were the only ones in the class, which made the price a little easier to swallow. At \$60 for 4 hours of class, there are less expensive options.
Kailey is a wonderful swim teacher
With a huge caveat that the pool used to be and should be much much better. Since the dome ripped apart, the JCPRD has completely treated this facility as if it doesn't matter any more. That is a shame that my tax dollars don't work for me in my own community.
We prefer the mission swim team over Roeland park.
I would not recommend the swim team or pre-competitive swim team as we had a very negative experience, but we would recommend everything else!
Years past have been good, not sure about current.
Masters swim is an important program for competitive swimmers.
Master's is amazing. Encouraging adults to engage in life long fitness.
Senior arthritis aerobics.
pre-competitive swim team was okay but could do a better job making it fun and inviting for kids
No. JCPRD is doing a poor job of management over aquatics over last 3-4 years.
Stingrays swim team, my child used to participate for several years. He also took swimming lessons and later worked on Boy Scout water-related merit badges in the winter months when the dome was up.
I would recommend programming because of the convenience of the facility. I wouldn't recommend it for other reasons. JCPRD has mismanaged the pool for quite awhile, so there are often issues. 1) Closed pool with no updates on website/phone message 2) Unclean (mold in showers, hair in pool, etc.) 3) Registration is often problematic 4) Fees have gone up and JCPRD has not provided coaching for months 5) There is a general feeling JCPRD has moved on and is not invested in RPAC
The swim teams are good programs.
The space is very limited.
Great lap lane access; highly recommend for indoor swimming during off-season.
Great for lap swimming. Always enough lanes; no kids jumping in.
I would love to recommend activities and programs if I were confident in a clean pool with working amenities.
I feel that it is important to have swimming lessons available to the people of NEJOCO. I feel like this year there have been a significant reduction in the amount of services offered.
lap swim

## Community Feedback - Comments

I have friends who utilize the swim lessons. I'd like to see more social activities there - especially with the large lawn section. Maybe an outdoor movie?
Programing seems adequate
Yes, because it is in a convenient location but it is a real bummer that we only have a short time to use it in the summer. Also, the locker rooms are either hot or cold, no real in between. Same with the showers.
Would recommend only if programs were year round.... which means keeping a dome.
Swimming lessons only
However, communication about practice times and availability have been terrible over the past year with the damage to the dome.
This survey seems a little slanted to only the people who use the pool regularly and the programs in it. It doesn't ask the question why do people not use the pool. I don't use the pool because it's not open when I want to use it. The program's I would use our exercise which is not offered to my age or my time slot.
I have recomended Roeland Park Aquatic Center to many friends. It is well worth the drive. Excellent facility!
Blazers have traditionally had a great swim program.
Highly recommend.
The swimming classes for kids are great. Also, the swim teams for kids are well done.
I love water aerobics, both shallow and deep.
I was impressed with the swim lesson programs run by JCPRD. It was convenient as a Roeland Park resident to have them close to our home.
Something besides slides to take advantage of the view of downtown - that people can sit and relax in. A sectioned off area for toddlers, a splash park and way more shade. Also, serving cocktails for adults could be a very strong money maker.
Itâ€s a great lap swim pool with nice long lanes.
<b>14. Has someone in your household participated in a swimming program or activity at another aquatic facility, not Roeland Park Aquatic</b>
<b>Answer</b>
Private swim lessons at 68 Indoor Sports
Sports dome
lap swimming in winter at Sylvester Powell
Swim lessons at Emler
We are also Woodside members because our child likes to swim. We did have a Roeland Park aquatic membership previously. When JCPRD decided the Roeland Park's pool was evidently too far north and too close to KCK to support we moved, but our child still takes private lessons at the Aquatic center.
Winter lap swimming at Sylvester Powell
Winter lap swimming at YMCA. The RP pool is way too cold for me in the winter. If it was warmer I would swim at RP.
Mission swim team is awesome!!!! Great coaches!
When the pool closed over the winter we attempted swim lessons at Sylvester Powell. We only did one session because I didn't feel like the quality of the lessons was nearly as good then what we've gotten at RP.
Swimming lessons at Sylvester Powell indoor pool
Swimming lessons as Sylvester Powell

## Community Feedback - Comments

We swam at Turner High school in the winter because RPAC was closed last winter. Sylvester Powell is closer but not good for competition swimming and a training workout. The water is too warm and usually cramped with non-competition swimmers. We were training for a half ironman and needed to get several good workouts in each week.
Master's Swimming.
Turner Aquatic Center when RPAC was closed
Swim lessons at Sylvester Powell
Swimming workout @ Turner High School during winter months.
Masters with Swim Academy at SME, masters at PV and masters swimming with KC Wave at UMKC
Prairie Village Pool, Matt Ross Community Center, Shawnee Mission North High School, Brookridge Country Club
Splash Cove Aquatic Center Swim lessons and general swim
Shawnee
My girls both did swimming lessons at Sylvester Powell over the winter months.
Prairie village, mission pools. Sylvester Powell and Matt Ross community centers.
Lap swimming at Prairie Village
UMKC - private & semi-private swim lessons
Summer camp and general swim at Mission pool.
Lap swimming three times per week at Turner Aquatic Center during the winter months, since RPAC was closed.
Blazers Swim Team
Sylvester Powell for swim lessons. I believe it is cheaper with more lessons. Pool doesn't seem as cold during the winter.
Sylvester Powell
PV Pool Masters swim workouts
Turner Aquatic Center - lap swimming.
Mission swim team as do most of our Roeland Park friends
We took swimming lessons at Sylvester Powell over the winter months since nothing was offered in Roeland Park.
Swim Lessons at Sylvester Powell Community Center. Birthday Parties at Sylvester Powell and Matt Ross Community Centers.
My boys take swim lessons at the North KC YMCA, my husband swims at the Paul Henson YMCA and we have done Family Fun Night and a birthday party at the Sylvester Powell community center
Turner High
Splash Cove and Soetart
lap swim
Non-summer lap swim at YMCA
Lap swim in winter when dome was down
Aerobic pool walking with resistance on the lazy river in lenexa rec pool
No official program or activity, just open swimming.
Do not want to drive that far and pay higher fees.
Sylvester Powell water aerobics

## Community Feedback - Comments

general swimming
Powell
Mission pool swimming lessons
Master's practices, Coaching for the Kansas City Blazers, and teaching swimming lessons through JCPRD
Swim lessons at the PV pool
Turner, Independence, Lee's Summit...all for lap swimming.
Turner pool. Lap swimming
Swim Lessons in Sylvester Powell, Birthday parties in Mission indoor and outdoor, Matt Ross, and Prairie Village.
When the dome was not continued, I went to Elements on 78th and Quivera for water fitness classes until the Roeland Park pool opened.
Sylvester Powell, swimming lesson
Just while the dome was closed, I open swim at Sylvester Powell, JCCC, and some hotels. None were as good as the Roeland Park Dome/Aquatic Center
Open swim and play at Sylvester Powell, Lenexa, Matt Ross. - Sorry I think this should have been on previous page.
<b>15. Please rank what you care most about when deciding where to go to meet your swimming needs. - Comments</b>
<b>Answer</b>
Many of the amenities are broken or not installed. Whale Slide in the baby pool, diving boards, vortex pool. The vortex pool is sad even when it was working. It has been closed for most of the past few years.
The amenities us most important.
My daughter does wish there was a slide option in the winter time. Though we use the pool for lessons over the winter she doesn't like open swim there because she misses the slide. I also wish there was an evening adult swim aerobics for those of us who are still working. It would be great to have one around 6 or 7pm so that I could do dinner with the family and then sneak away.
Haven't been in a while, to any public pool.
Friends from children's school also frequent Roeland Park pool
I would really like to find somewhere close to me with a reasonable fee that has a hot tub.
Cleanliness is really #1
Safety regarding number and professional demeanor of lifeguards, facility maintenance, and cleanliness would be extremely important to me.
5:30 AM start time is important as well as water temperature - Cooler water is better for lap swimming
Want the Center Open thru September even with abbreviated hours until weather is to cold. Would like this for morning lap swimming and morning activities, if any. During summer would like lap swim say M,W,F&S. Currently it is T,W,TH&S. Would like to spread workouts out during the week.
Most important. Is 12. Month operation, which RPAC failed to provide for last. 2 years
Would like to get into baby pool earlier in the day...10 to noon.
RPAC is one of few pools to offer daytime lap swim options with ample lap lanes, pace clock and flags. It is unfortunate hours were cut last year (no afternoon lap swim for adults, no Friday morning lap swim). The inconsistency of hours has greatly diminished the community feel of the pool
It would be nice if the kiddie pool area could be a spray park, with a section just for infants. There is a lot of unused land over by the vortex pool, use it! Extend the spray park put into that area, expand the patio, make more room for a second row of lounging chairs. Put in an area with a canopy to get out of the sun. There is plenty of space to still have a green space for people with blankets, etc.
Management and safety care would be along side #1! Courteous and friendly lifeguards would be appreciated.

## Community Feedback - Comments

nice to have steam room or whirlpool for warming in winter, as pool water is cold
I am disappointed with the fees collected for Roeland Park Aquatic Center when the amenities are not open or functioning, and the pool is dirty.
We can visit utilize programs and activities, and use the amenities and lap lanes because the fees are reasonable for a Roeland Park resident.
My top two are actually 1) hours and 2)being allowed to bring food with the above falling below those two
Diving Boards and year round bubble.
need a convenient place to swim
Hours of operation also are important. If we get home from work at 6, a pool that closes at 7 isn't very useful.
Aside from affordability, the feature I value most is when there are certain hours set off for babies and toddlers.
Superior lap swimming pool!
Hours of operation is important as well. I would go to just the Roeland Park pool if it were open until 8pm.
I would like to see the diving boards back in place as well.
Availability of winter swimming
Hours of operation!!!!
Saltwater pool
Great water aerobic instructor (B. Wagner). Excellent workout, and always fun
We do not currently have school aged children or grandchildren.
With Location I am including the closeness to my home, maintenance of the pool and personnel working at the facility.
This pool is so convenient and is a wonderful facility. The fees are reasonable but I think they need to be more flexible and reinstitute the punch card system. As it is now in the summer if you go out of town, you can't make it up in the next session.
We love the Super Pass and that it allows us to go other places but Roeland Park is so close and has the fun features the kids like. We were sad the diving boards weren't really in action this summer.
Features and amenities 1, location 1, fees 1 ranking does not work
Mostly looking for slides, lazy river, hot tub. Also, Sylvester Powell often puts out huge inflatables for the kids to play on that my kids (11 and 14) and their friends love. We drive to Matt Ross, Lenexa and Shawnee to their features, although we live in RP. So location is a distant second, as are the other options.
Please don't make this into exercise laps only. That only serves a very narrow part of the tax paying community it serves. I understand they have been very vocal in this process but the loudest voices rarely represent the majority.
Clean and updated locker rooms are a big plus.
<b>16. How satisfied are you with the following at the Roeland Park Aquatic Center? - Comments</b>
<b>Answer</b>
Summer time only
<b>17. Please list any programs or activities you would like to see offered at the Roeland Park Aquatic Center that are not currently being</b>
<b>Answer</b>
Winter lap swims again!
Open lap swimming, the more open lanes the better
Shade! Improved concessions, all amenities open.



# Community Feedback - Comments

Classes for all. Aqua exercise for all.
Winter swim
Evening swim aerobics.
n/a
Missing the diving boards this summer
open pool year round
Evening or weekend water aerobics. Hot tub.
None but I wish the hours weren't so odd
More events at the pool for differing ages,food
more evening hours
Blazer swimming in the fall.
year-round swimming
Splashpad and play area for the under 6.
Master's Swimming.
specific times for over 55 swimmers
See lap swim times above.
Winter Masters
Would like to see pool hours extended to 8:00 pm.
Adult swim instruction & adult water polo & diving
Year round swim opportunities/LCM option
Winter usage
Quality of programs offered.
water fitness
Open all year
earlier swimming! open before noon
indoor swimming
There seems to be good programs.
More evening/weekend swim lesson times
More Masters and Swim Lesson times
Some times for adults or seniors ONLY
Evening Swims
We miss the Vortex pool and evening hours
More lap swimming hours
Please keep slides&looking forward to diving board
Indoor lap swimming year round.
Put the dome back up in the winter
Dive lessons

# Community Feedback - Comments

Water Aerobics	
pool furniture you can use IN the pool	
Evening hours, longer season	
Large (modern) children's play pool. No sand!	
Closing too early for the season	
Year round swimming please.	
Friday morning morning lap swim and winter swimmin	
Baby and toddler hours	
Indoor season	
Synchronized swimming lessons	
Social activities to engage the community/members	
See previous comments	
wintertime water aerobics for seniors	
Water aerobics in Aug and Sept	
Late afternoon-early evening swim lessons	
open till 9pm. Open till Labor Day	
Early swim	
Movie night - family nights -	
Winter lap swimming	
wish the pool for lap swim was open late in summer	
NA	
Bring back the punchcard system.	
community events	
Senior or memory care water aerobics.	
more water fitness classes	
swimming lessons for older children (8+)	
More masters swimming opportunities.	
Na	
Seniors swims	
more lounge areas in the pool itself.	
It's a great lap swim pool with nice long lanes.	
18. Please rank how often someone in your household uses the following amenities at the Roeland Park Aquatic Center. - Comments	
Answer	
[No Responses]	
19. Please rank how interested someone in your household would be to use the following amenities. Example photos are shown below. If	
Answer	

## Community Feedback - Comments

We have teen age boys and a toddler so we use the pool for 2 very different age groups. The older boys love the diving boards and the 4â€ pool section that allows them to stand and play games. They do use the current slides some but really just love the water. The toddler loves the zero entry and the spray poles. The baby pool area is nice, but he really likes being in the same pool as the older kids even if it is off to the side. As a mom I love being able to see them all at once.
It requires me to rank all items.....
We love spray features however, my children are 7 and 8 so they would like them in the zero entrance area for a little older children.
although WE don't use the other amenities, our extended family would!!!
Question 18 and 19. This is the first year my daughter would use the boards or vortex pool and canâ€ because they arenâ€ here. This huge for us! And it is unacceptable. And the picture of toddler area is a joke.
I use to take deep water aerobics for years & loved it. I definitely would get back into it.
Zero entry is very important to keep it. The sand area should be turned into a splash pad like mission pool.
The slides are so fun. I like the zero depth entry with my toddler. Newer features to the kiddie pool would be nice. I HATE sand.
we have grandkids that visit the pool a couple times of year besides myself going a few times in the summer months. When I retire in a few years, I would consider using the pool in the winter months for lap swimming.
I'll take whatever lap lanes I can get.
Extra features would be nice, but first priority should be making the current features as nice and kept-up as can be.
Also, a clock thatâ€ visible from the pool!
Get bulkhead repaired or removed. Reinstall diving boards
Probably won't use the pool
If I did visit pool. I do not need all the above. Just a place to swim.
RPAC is one of few competitive, lap pools. Please invest in maintaining this option
We drive to Black Bob Bay to play in the kids area...that pool is so near my parents but it's such a drive. However, the kids areas are a nice break for my 4 and 1 year old. It would be great to have something like that at our neighborhood pool!
if I had children that young, the toddler features would be high on the list
My family loves the two slides currently at RP. The big open slide is fun and not scary.
My boys love the floating animals at Merriam and Leawood and the whale slide at Leawood
city needs year around swimming for fitness of residents.
Please replace the dome for year round swimming.
I would also like to see the county invest in better seating, shade canopies, and better concessions with healthy food options.
A climbing wall sounds awesome
Use for aerobics not lap swimming. So, all #'s after 3 are purly arbitrary by the order in the list.
I really want the pool to extend the calendar year, so I can keep coming to deep water aerobics. It has really improved my health over the past 6 years.
Roeland Park summer hours are terrible the pool closes a hour before all the other pools and Roeland Park residents regularly go to the other pools due to it closing so early
We would like the vortex pool to be repurposed/revisioned. We look like the opportunity to take a chair into the pool to sit in. We would like an underwater bench to sit on. We would like a splash pad area for youths.

# Community Feedback - Comments

	I'd love to see the sand taken away and turned into a spray park. It would be a much better use of the baby area and keep the pool cleaner.
	Ranking does not work. Zero depth,1 CLIMBING WALL 1 lazy river 1, deep water 1, large slides 1
	Lap lanes only.
<b>21. Please select where you receive information about the Roeland Park Aquatic Center.Examples to include in the Other box include, but are</b>	
	<b>Answer</b>
	Next Door app
	Nextdoor
	Nextdoor.
	NextDoor
	City Council
	Nextdoor
	Next Door
	Roeland Park news letter
	Nextdoor, SM Post
	Next Door
	Next door
	Nextdoor
	Nextdoor and Shawnee Mission Post
	NextDoor
	Call and ask
	Next door
	When I'm there.
	nextdoor
	Next Door
	NextDoor
	Roeland Park newsletter
	JCPRD Phone
	R.P. mailed newsletter
	Nextdoor
	Twitter
	By phone to the pool.
<b>21. Please select where you receive information about the Roeland Park Aquatic Center.Examples to include in the Other box include, but are</b>	
	<b>Answer</b>
	Next door app
	Wish I could put Facebook as that's such an easy source for daily type of info (like if there are swim meets or closed due to weather), but don't think it's ever updated.
	Next door

## Community Feedback - Comments

Nextdoor
Jcrprd emails info to masters
NextDoor
Whoever did the above examples must include the Shawnee Mission Post and the Nextdoor website. These two are more relevant than any of the others above.
The off-season could be more successful with a decently run facility and good marketing to surrounding communities.
NextDoor
JPRD's web site is lacking with regard to the Roeland Park Aquatic Center.
I had issues with the programs. I contacted JCPRD to get them resolved. I was transferred to who they thought was the right person. That person was not available so I left a message. 2 weeks later I still awaiting a return call.
R P Aquatic Ctr website
I noticed the hours per season are not updated regularly. Sure wish they would keep that up to date.
There is a perception JCPRD is vacating the NEJC area to divert more resources for more affluent southern areas.
<b>22. How far are you willing to drive to participate in a swimming activity? - Other responses</b>
<b>Answer</b>
I walk
<b>22. How far are you willing to drive to participate in a swimming activity? - Comments</b>
<b>Answer</b>
Driving a short distance would be fine for family trips once a week but not for lap swimming exercise several times a week.
I prefer to attend in my local neighborhood and be capable of walking to the pool if we choose.
Without the pool on RP it will be difficult. JCPRD needs to remember they have tax payers in the North of the county
I don't think I should have to drive all the way out to Lanexa or Olathe to enjoy what my tax dollars should be providing in my own community. JCPRD has been pretty terrible the last 20 years I have lived in RP about focusing too far south.
My gym is at 9000 Renner, a 20 min drive from RP when I cannot swim there or PV or UMKC with masters. I choose not to swim at Gladstone or JCCC since they are > 20 minutes away from RP
I'm willing to drive about 25 minutes, but that is not an option
We really want to make use of our neighborhood amenities but we do drive to visit family and will use amenities near them when convenient.
Would prefer to be able to keep biking to RP Pool.
I live in the neighborhood.
We prefer walking but are willing to drive, especially if it's near something else. My son participated in Leawood tball because of it's proximity to the Leawood pool.
Even though I have been driving 30 min to the Lenexa rec center, I would love to be 5 min away!!
I live approximately three blocks from the pool and love the convenience of not spending a lot of travel time when working out.
since last year I've had to travel 20 miles 3 x a week to lap swim
I would drive if needed but fear that it would be a deterrent to my regular participation. Walking is better.
I drive in the winter to Overland Park when the outdoor pool is closed.
<b>23. Please feel free to provide additional feedback about the Roeland Park Aquatic Center. - Responses</b>



## Community Feedback - Comments

Answer
We enjoy the pool as a family with our toddler and for lap swimming for exercise.
The RP pool has been a social hub for my kids during the summer, until this year. It's embarrassing to take any of our friends there, and I know many RP families are going to other pools on the superpass more regularly this summer because of the poor conditions, or they are going to Woodside, which splinters our community.
We really like the Roeland Park pool. Our kids prefer it over the other superpass pools. We are missing the diving boards this summer and hope they came back soon. We use the zero entry and the 4â€³ pool for hrs every time we come. The staff is nice. Please keep the summer pool. Thank you for asking for the feedback.
I believe Roeland Park is suffering as the City of Mission was with their outdoor pool before they rebuilt. Too many things are broken, too many surrounding cityâ€™s have better attractions, and the upkeep on the facility. I understand pools are not meant to make money but it is silly to not team up with cities to make a nice joint facility.
I LOVED the option of winter lap swimming! I was really disappointed to have to find other options this winter.
I am not and never will be a swimmer or use the pool for other activities.
I am embarrassed for our city pool. The vortex is an eyesore and needs replacing. The diving boards are still not installed. Opening weekend = the pool water was cloudy and milky, no diving boards, no slides, whale slide was missing, and the water feature in the zero depth was not working and had an orange cone over it. I would rather go elsewhere.
Please refer to 1st question above. Management of RP Aquatic Center is area of biggest disappointment. It doesn't feel very customer oriented. It feels like teenage managers on duty are left to make key management decisions, and we all know that teenagers have a lot of other â€”more important thingsâ€”on their minds than customer service.
WE NEED SHADE Features! We also need to have the pool up and running at its best on opening day. People have lost interest in our pool this year because so many features are out of commission.  FYI...I am a City Councilor, my comments are from personal experience attending the pool with my children.
please don't ever close it during the summer.
I am sickened by what has happened to our beautiful pool facility. It is gross. There is no pride. I joined Woodside because the RP has become a joke. As a city we can not wait and see what is going to happen. My family is still at the city pool 2 times a week for lessons, but it is just sad. Please Save our Pool!!!
I really hope it can stay & be an all year around pool. I got great use out of it for 8 years. I would like to go back to deep water aerobics.
See comments from question 22.
I love that it is close to our house in KCK and is so nice! I feel very comfortable letting me small child swim in such a well maintained facility. Thank you!
I love lap swimming in the summer - it's my vacation. I hope the pool opens in the winter for all those who use it. If the water was warmer, I'd join in the winter also.
We would like some shade structures. Keep the zero entry. Add both diving boards back. We LOVE the slides! Keep them. Improve the baby area and create a spray park area. Reduce the number of safety checks after campers leave the pool. The other pools do not do as many safety checks
This is such a joy to have so close to home. We've used the swim lessons there for three years and have been nothing but happy. The place is always clean and employee's helpful. We're very lucky to have this in our city and I hope we continue to have it. Thanks!

## Community Feedback - Comments

	None at this time
	It is time to turn it in to a summer only facility. Very few Roeland Park kids are spending time at the pool.
	We would use it a whole lot more in the summer but we go to the lake a lot. I think it is an important part of Roeland Park and the community. I don't know why the pool doesn't stay open until Labor day though-at least on weekends.
	I think the city needs its own pool and am sorry to hear that the partnership with JOCO Parks is ending. As mentioned in an earlier comment, I would entertain using the facility with the dome during the winter months when I retire in a few years for exercise.
	It was a great facility for swimming. Miss it terribly in the winter.
	Please, please do not close the pool for the winter. this is an activity that has improved my health.
	Please continue to support our community pool as in years past. Its a shame to not take care of it and upkeep. My kids do not want to go to the pool without the slides and diving boards being available.
	I only use our pool in the summer and most of the people I know do the same. I don't feel strongly about the dome or winter swimming availability, unless the city were to embark upon a new facility shared with other small suburbs around us. Otherwise I think it's reasonable to have a nice, working summer pool - emphasis on nice and working.
	Including a competitive swimming space is really important to our family. There simply are not enough competitive pools in KC. If you think of how few pools we have-then how many gold medalists we've had-its a good ratio. Imagine if we supported the sport more!
	Would love to see year-round swimming and for Masters workouts to continue at RPAC. RPAC is an asset to the city of Roeland Park. Really sad that JCPRD pulled out. It seems that they want to focus their money on more affluent white areas. I love the diversity of Roeland Park and RPAC is a good location for all different ethnicities, backgrounds.
	It is not a very friendly environment at the moment.
	My family and I value the Roeland Park Aquatic Center. It makes living in Roeland Park/NE Johnson County more attractive.
	In addition to the big obvious stuff like keeping diving boards and slides open as well as adding more things for small kids, simple things like keeping FB up to date and getting a clock back out where itâ€s visible would help a lot!
	Diving boards need to return. Slides need to be open all of the time. Would like better Sunday hours. Concession stand costs too much. The special swim shirt policy is unnecessary. Financial burden
	I appreciate all that you do to maintain this clean, very useful facility!
	Please utilize the Roeland Park Aquatic Center Facebook page to provide updates on when the pool will be closed to the public (ex: swim meets). Posting only at the pool itself is not acceptable in 2018, especially when I can't get the information until I get to the pool
	Look at a BUILDING with removable walls to make indoor / outdoor on main pool to operate 12 month a year. Do an RFP to get bids against JCPRD to operate. Partner with other nearby community to share expense - like Westwood & Westwood Hill & Mission woods who don't have pool. Better, merge RP with city of Mission &/or others into ONE city.
	Ideally, RPAC would service the year round swimming needs/desires of the northern part of Johnson County and also pull from the surrounding areas where year round facilities are scarce. I use the pool for Master's practice with a coach and if this facility is not available year round, I will seek out other venues that accommodate my swimming needs.
	The facility is not maintained like other surrounding municipal facilities. Admission is the same with less features and closed bodies of water.
	Please invest in maintaining RPAC as a year round option. JCPRD has run it into the ground, but it has incredible potential. I used to contract for pool space for a special aquatics program, but it was impossible to track down staff to complete a contract. There would be no heat (60 degree pool) and they wouldn't notify us. RPAC can do better!

## Community Feedback - Comments

Pool is in a sorry state now. Diving boards could have been replaced in the spring before the pool even opened. Vortex isn't working. Whale is not there and should have been in place before the pool opened.
The loss of this as a year round facility is huge. During the summer you are competing with MANY other open pools.
Please fix and maintain our city pool!
I live around the corner and love being able to walk to and from the pool. I just signed a 3 yr lease and I would hate to lose this neighborhood amenity.
My family and I have been going to the RPAC for years and I am now currently working there. We would love to see new features added and old features fixed or restored. Although I feel that there are a lot of currently existing problems at the pool that need to be fixed before anything new goes in.
Would love to have the indoor option back and I would attend more often for master's swimming.
I really think that the community will support making this a destination aquatic center. Roeland Park is such a wonderful, growing community for young families like mine, and I would love to see the city embrace that and look to the future.
The current water aerobics classes are a valuable source of exercise for older residents and should not be discontinued.
We will so miss the winter swimming! It is such a relief to be able to get activity in the cold months! Winter access is high priority and was when we had small kids too! They could get their wiggles out.
We need more areas of shade. We need a clock visible from the pool. Please use hoses or sprinklers on concrete on hot days to keep feet from burning while walking between pools or around to the slides.
More shade options for tables and chairs would be nice. More fun little slides and splash area for little kids would be great. We need a bigger clock that we can see from anywhere in the pool. Free lockers like at spas would be nice.
Please make the facility open in the winter. Prior to October 2017, RPAC was one of the only indoor pools in the area that is open in the winter and that can accommodate large groups. The need for this type of facility is still present and was sorely missed during the winter of 2018.
If JoCo ceases financial support, I would recommend SUMMER ONLY with costs by swimmers
We have lived in RP for 20 years and have loved going to RPAC. Now that my kids are older we don't go as much because of the limited evening hours and the fact that many of the amenities such as the vortex pool, slides, and diving boards are frequently not available for use.
Please bring back the dome!
We love the community pool. I have hated to hear comments this year that says "RP pool has been neglected. It seems as if the county has already given up on it."It brings a lot of value to our city if kept up. I would hate to lose the swim team as well. Our kids are getting to an age they can join next summer and hope to have the opportunity.
The amenities are inconsistent in operation so users are disappointed when they arrive and hesitant to return because they don't know what will be working.
was great when I used it several years ago; loved that one could swim laps before the pool opened for general swim, ie, in the mornings
The Key to success is a clean and well maintained pool, ie; regularly maintenance and repair. It has been lacking and is a shame because the facility started out to be top notched in JOCO. It is also a unique set up in the Northern part of JOCO. Everything moves south and North part of JOCO, RP should continue to serve young families and all.
The Aquatic Center is under promoted and seems an after thought by JPRD.

## Community Feedback - Comments

I live in Overland Park & pay out-of-city fees. I actually live across the street from one of the OP pools (Marty Pool), but choose to drive to Roeland Park to do my swimming. I also live close to Matt Ross, but still choose Roeland Park. RPAC is best for lap swimming. I went to Turner when RPAC was closed last year. Turner did offer senior fees.
Please bring back the dome
I enjoy the clean pool and well maintained swim lanes.
We would love the pool to be clean from sand, dirt, and clumps of hair. We would also appreciate the amenities to be open and functioning.
Sometimes the water is dirty- I would like it to feel cleaner. More shade options in the summer would be nice. overall like it- excited to bring our kids there someday,
error to question 20- we do all year both indoor and outdoor.
Please fix the dome to be able to provide year-round swimming. It is part of the reason i was so excited to move to Roeland Park.
Glad for the opportunity to utilize this facility. Very poor customer service. The programs are not organized well at all. Swim teachers not available. Unfortunately young kids are operating the facility and don't have a clue what they are doing. More attention needs to be given to the cleanliness of the entire facility.
I want to see things updated and maintained. We frequently go to the mission pool because it is closest and offers so much. We love the prairie village pool, but the distance is too far. I want to support the RP pool and like that it is nearby, but it does not have the amenities. I would love to be able to take chairs into the pool like at the PV
Need longer season, varied hours to include some evenings.
The RPAC has become the cheap pool option for non-residents. Leading to crowded weekends. Mission pool is a great example for families.
Wish there was year round facility. RP closing the earliest for the season. With heated pool wish it was open longer. Would be nice to have the dome back up and have longer hours for swimming.
I would like to see you consider a covered pool with sides that lift during summer and that could be used year round. Also consider an alternative energy source (wind turbine, solar panels) for heating and lighting.
We are disappointed how much JCPRD has tried to distance itself from NEJC. How can we get their support, or the support of a grant?
We love the RP pool and would visit much more often if it had better hours (especially if it opened at 11am) and allowed us to bring in our own food (even if we had to keep the food to designated areas like the grass or picnic tables). If the pool has to close at 7 (instead of 8), could we skip the 6:00 safety check?
I am disabled with a broken back and have been using the pool daily since I retired. It has greatly improved my health - until last year when the dome failed. I became very sick in the following months as I struggled to find another way to get my PT. Glad it's open and I hope there will be away to replace the dome & have year-round swimming. THX
This facility is one of the reasons I moved to Roeland Park.
Please bring back the diving boards and the diving boards. Raise fees if need be but please don't let this pool die.
Why close the season so early? Keep it open till Labor Day. 7pm is much too early to close
This is the only amenity we use other than public works & police for 25 year RP resident & business owner. Feel strongly that effort should be made to keep year round swimming
Although costly, would like to see the dome back for winter swimming, hopefully get the Blazers practicing there again

## Community Feedback - Comments

	It has felt for several years like this is the most neglected pool in the North Johnson County area. As soon as our kids were old enough to no longer need/want 0 depth entry, we looked for another pool that was more comfortable.
	Needs locker room rehab / remodel, including new fixtures, clothing hooks, suit spinners, faucets,
	I love the amenities, but if they are too expensive to keep up, at the end of the day, I just want a pool to go to. I also think that more advertisement of the pool, when it's opening and closing for the season, doing things for big holidays (i.e. the 4th of July) would attract higher attendance and usage of the pool.
	The absolute best lap swim pool!!  We need this Year Round option---outdoor and indoor!
	We do not support a winter program in Roeland Park, put some of the winter costs towards improving summer ammeneties.
	The pool needs to be open longer. We need to have better locker rooms with heat/AC control and better showers with both water pressure and ability to temp control.
	Please keep/include bicycle parking.
	Thanks for asking!!
	The biggest thing I think you can improve on is the hours. That would be easy to do as well, since it wouldn't require you to add any expensive features or fix anything.
	It's great when everything is working and open. But for how much it will cost when JOCO stops paying for half, I'm not sure it's worth RP paying the full cost, since relatively few people use it. There are just so many other nearby pools. I think the money would be better spent on building out our parks, which more people use, and year round.
	It is essential for a well-rounded appealing residential community, whether or not much of its use is by groups not necessarily living in the area. I hope no winter pool for so long is not a death knoll for it!! I suspect it changes our rating as a good community in NE JoCO in which to live.
	There is a good size group that regularly does water aerobics and we want to continue in Aug and Sept
	I am grateful for this amenity. The view alone, if one pays attention, instills a sense of gratitude, excluding any other things one might consider. Thank you to all that have gone before, and those now who work to preserve this for the people of all ages, and the families!
	Since I have arthritis I benefit greatly from water aerobics classes. Would love to see them offered year round. They keep me physically fit without the added joint stress and pain.
	It is unacceptable that the RPAC does not stay open through Labor Day. Where are the managers? They are not identifiable. The entry is not welcoming. One side of the breezeway is always closed. A group of lifeguards are grouped together near the entrance and yet parts of the facility are closed at the same time. It is time for new leadership.....
	Get rid of the sand pit in the toddler area. It makes the toddler pool gross.
	Retired people have options for water aerobics. Working class do not. I am working class get home at 5: 30. I would like to pay for just water aerobics only. but to be honest I don't believe Roeland Park needs a swimming pool it is cheaper to put in a splash park.
	It's my understanding, the pool facility might be closing the middle of August. It seems a shame to let such a wonderful facility sit empty for the rest of the summer. Exercising in the pool has helped me physically and mentally. I feel so much better after the classes! I would miss it along with several other people that I know.
	The pool is invaluable to the community/invaluable for lap swimmers/invaluable to Bishop Miege swim team {now using UMKC and smw high school}/invaluable to folks of RP/Mission/KCKS. the pool helps make this community a whole. We need to arrive at a year round plan for this facility.



## Community Feedback - Comments

	This amenity is most important to me because I feel other residents children and grandchildren deserve to have available what our family has had. Also, I feel that this amenity increases the property values in Roeland Park.
	Very unsatisfied with the idea of closing the pool so early in August. It seems like you should at least stay open until Labor Day or beyond since the weather is typically good through October
	Loss of year round swimming is a huge loss for swim community.
	PLEASE KEEP THE POOL OPEN FOR THE REST OF THE SUMMER.....IT WILL BE WARM HERE FOR A FEW MORE MONTHS! I WOULD BE OVERJOYED, IF THE POOL COULD SOMEHOW GO BACK TO BEING A YEAR ROUND POOL. GREAT FACILITY.
	We are grateful to the city of Roeland Park for hosting the pool for the last 20 years. Our daughter benefitted from the pool in the last year or two of her time with the Blazers. She is no longer living here. My wife and I do not use the pool.
	The hours are one issue that could be solved easily by having swim time until 8 pm in the summer as all the neighboring city pools go to 8pm and are open longer on the weekends too.
	Keep the pool viable and available. Willing to help publicize and give testimony for the facility. Especially for seniors.
	There is often sand and other debris in the pool. The uncleanliness makes it difficult to enjoy the pool. Too often, the amenities are broken, or otherwise unavailable. We would like the sand/kiddie pool repurposed, maybe as a splash pad. We would like the vortex pool repurposed, as it is too small to be enjoyable. We would like benches in pool
	I LOVE the pool! Please keep it here.
	Do not close in August. Keep water classes going through August. Advertise to get more people to use the pool.
	Although I don't use our pool much, I feel that a summer pool is an appropriate use of our municipal tax dollars. The pool was constructed shortly after I moved to Roeland Park, and shows signs of aging. If we are going to continue to provide a pool for Roeland Park residents, it is time to start planning for a new pool to be built.
	I would like to see the toddler area turned into a spray park. I would also love to see furniture that you can pull into the pool. Right now you cannot take furniture into the pool. I would like to take chairs into the water to sit with my children while they play. An underwater bench would be a fabulous addition as well!
	Would like to see a better snack bar similar to Fairway ie. healthier options and give out ice, increase hours ie. 11-8pm and open Memorial Day to Labor Day, resurface pool deck concrete is very hot. Thanks!
	I think as someone who is proud to live and enjoy the City of Roeland Park, it was very refreshing having a full year run Aquatic Center. It brought a lot of good will and cache when I spoke with coworkers and friends who did not know or expect Roeland Park to offer such a great center
	Please please please keep this pool open, and repair the dome to be open year-round!!
	Also, wish lap lanes were available Friday mornings.
	Our family loves the variety of activities currently offered-Slides and diving boards are favorites. We do not go to Mission primarily because of the toddler focus and basketball goal. We like Merriam because there is so much room in the main pool. We love the Super Pass but it seems we always spend more time at Roeland Park.
	Please relocate buses dropping off the camps. Some days you have to wait 10 minutes arriving or leaving the pool. The number of camps in 1 day are excessive

## Community Feedback - Comments

	Need evening hours
	Keep open till Labor Day
	Get rid of sand in kiddie pool area
	Mission, Woodside, Fairway and Merriam all have exceptional pools, facilities, programs and amenities. We need to create a space that rivals if not exceeds these close competitors.
	I am heartbroken that there will not be a dome. I loved using this facility year round. No other pool open in off season has an Olympic sized pool with such deep water. The pool I go to In the fall, winter, and spring is adequate and way better than nothing, but it isn't the RP pool. Is there any chance the dome will be reinstated?
	Again, please allow shorter kids to use the short straight slide. Thank you.

## Constant Contact Survey Results

**Survey Name:** Roeland Park Aquatic Center - Blazers Swimming Feedback and Needs Assessment

**Response Status:** Partial & Completed

**Filter:** None

Sep 13, 2018 3:00:19 PM

### 1. Please enter your information below.

First Name	21
Last Name	21
Email Address	21
Postal Code	21

### 2. Please select the City in which you live.

	Number of Response(s)	Response Ratio
Roeland Park, KS	0	0.0%
Overland Park, KS	11	52.3%
Shawnee, KS	0	0.0%
Leawood, KS	3	14.2%
Lenexa, KS	0	0.0%
Westwood, KS	0	0.0%
Olathe, KS	1	4.7%
Fairway, KS	0	0.0%
Prairie Village, KS	1	4.7%
Kansas City, KS	0	0.0%
Kansas City, MO	3	14.2%
Other	3	14.2%
<b>Total</b>	<b>21</b>	<b>100%</b>

## Blazers Feedback - Summary

### 3. Which age group do you participate in?

	Number of Response(s)	Response Ratio
Age Group 1	1	4.7%
Age Group 2	2	9.5%
Junior 1	6	28.5%
Junior 2	5	23.8%
Senior 1	6	28.5%
Senior 2	2	9.5%
National	4	19.0%
Other	1	4.7%
<b>Total</b>	<b>21</b>	<b>100%</b>
3 Comment(s)		

### 4. Please rank your priorities in regards to the Blazers Swimming program. If this question does not apply to you, please skip it; otherwise, all options must be ranked.

Top number is the count of respondents selecting the option. Bottom % is percent of the total respondents selecting the option.	<b>Most</b>				
	<b>1</b>	<b>2</b>	<b>3</b>	<b>4</b>	<b>5</b>
Fees	1 5%	1 5%	3 16%	9 47%	5 26%
Practice schedule	6 32%	6 32%	6 32%	1 5%	0 0%
Pool location	6 32%	9 47%	2 11%	2 11%	0 0%
Practicing at Roeland Park Aquatic Center	0 0%	1 5%	4 21%	4 21%	10 53%
Having a pool to practice in (not Roeland Park specifically)	6 32%	2 11%	4 21%	3 16%	4 21%
2 Comment(s)					

## Blazers Feedback - Summary

### 5. How far are you willing to drive to participate in Blazers Swimming practices?

	Number of Response(s)	Response Ratio
Less than 5 minutes	0	0.0%
5 - 9 minutes	0	0.0%
10 - 19 minutes	9	36.0%
20 - 29 minutes	8	32.0%
30 or more minutes	3	12.0%
Other	0	0.0%
No Responses	5	20.0%
<b>Total</b>	<b>25</b>	<b>100%</b>
4 Comment(s)		

### 6. How many total practices do you typically attend for Blazers Swimming per week?

	Number of Response(s)	Response Ratio
1	0	0.0%
2	1	4.0%
3	2	8.0%
4	1	4.0%
5	7	28.0%
6+	9	36.0%
I practice occasionally throughout the year, but not on a regular	0	0.0%
Other	0	0.0%
No Responses	5	20.0%
<b>Total</b>	<b>25</b>	<b>100%</b>
2 Comment(s)		



# Blazers Feedback - Summary

## 7. How many practices do you typically attend the Roeland Park Aquatic Center per week for Blazers Swimming practice during the summer?

	Number of Response(s)	Response Ratio
0	11	44.0%
1	4	16.0%
2	0	0.0%
3	2	8.0%
4	1	4.0%
5	1	4.0%
6+	0	0.0%
I practice occasionally but not on a regular weekly basis	1	4.0%
Other	0	0.0%
No Responses	5	20.0%
<b>Total</b>	<b>25</b>	<b>100%</b>
6 Comment(s)		

## 8. Please select the practice times you participate in (summer).If there are additional or preferred times not listed in which you would attend if available, please notate those in the comment section.

Top number is the count of respondents selecting the option. Bottom % is percent of the total respondents selecting the option.

	Morning	Afternoon	Evening
Monday	12 80%	2 13%	1 7%
Tuesday	13 81%	1 6%	2 13%
Wednesday	12 86%	1 7%	1 7%
Thursday	11 79%	1 7%	2 14%
Friday	13 93%	1 7%	0 0%
Saturday	9 90%	1 10%	0 0%
Sunday	1 50%	1 50%	0 0%
8 Comment(s)			

## Blazers Feedback - Summary

**9. How many practices do you typically attend other pool facilities per week for Blazers Swimming practice during the summer (not Roeland Park)? Please feel free to notate the facility name in the comment section.**

	Number of Response(s)	Response Ratio
0	0	0.0%
1	1	4.0%
2	1	4.0%
3	3	12.0%
4	1	4.0%
5	3	12.0%
6+	11	44.0%
I practice occasionally but not on a regular weekly basis	0	0.0%
Other	0	0.0%
No Responses	5	20.0%
<b>Total</b>	<b>25</b>	<b>100%</b>
10 Comment(s)		

**10. How many practices do you typically attend other pool facilities per week for Blazers Swimming practice when Roeland Park is closed (example: Fall, Winter, Spring)? Please feel free to notate the facility name in the comment section.**

	Number of Response(s)	Response Ratio
0	1	4.0%
1	0	0.0%
2	1	4.0%
3	2	8.0%
4	2	8.0%
5	5	20.0%
6+	9	36.0%
I practice occasionally but not on a regular weekly basis	0	0.0%
Other	0	0.0%
No Responses	5	20.0%
<b>Total</b>	<b>25</b>	<b>100%</b>
9 Comment(s)		

**11. What do you like about other pools for Blazers Swimming that the Roeland Park Aquatic Center does not offer?**

12 Response(s)

## 12. What do you like about the Roeland Park Aquatic Center in comparison to other facilities for the Blazers Swimming program?

11 Response(s)

## 13. On average, how many lanes do you feel are needed for a Blazers Swimming practice?

	Number of Response(s)	Response Ratio
2	0	0.0%
3	0	0.0%
4	0	0.0%
5	1	4.0%
6	2	8.0%
7	1	4.0%
8	6	24.0%
9	0	0.0%
10	3	12.0%
11	0	0.0%
12	0	0.0%
13	0	0.0%
14	0	0.0%
Other	0	0.0%
No Responses	12	48.0%
<b>Total</b>	<b>25</b>	<b>100%</b>

4 Comment(s)

## 14. How many practices would you attend the Roeland Park Aquatic Center per week for Blazers Swimming practice if it was available through the fall?

	Number of Response(s)	Response Ratio
0	5	20.0%
1	0	0.0%
2	0	0.0%
3	0	0.0%
4	1	4.0%
5	1	4.0%
6+	6	24.0%
I would practice occasionally but not on a regular weekly basis	1	4.0%
Other	0	0.0%
No Responses	11	44.0%
<b>Total</b>	<b>25</b>	<b>100%</b>

6 Comment(s)

# Blazers Feedback - Summary

## 15. If it was available in the fall, what is the earliest morning practice start time you could attend?

	Number of Response(s)	Response Ratio
4:30 a.m.	0	0.0%
5 a.m.	5	20.0%
5:30 a.m.	0	0.0%
6 a.m.	3	12.0%
6:30 a.m.	2	8.0%
7 a.m.	0	0.0%
Other	3	12.0%
No Responses	12	48.0%
<b>Total</b>	<b>25</b>	<b>100%</b>
4 Comment(s)		

## 16. If it was available in the fall, what is the earliest afternoon practice start time you could attend?

	Number of Response(s)	Response Ratio
3:30 p.m.,	2	8.0%
4 p.m.	6	24.0%
4:30 p.m.	2	8.0%
5 p.m.	0	0.0%
5:30 p.m.	0	0.0%
6 p.m.	2	8.0%
6:30 p.m.	0	0.0%
7 p.m.	0	0.0%
7:30 p.m.	0	0.0%
8 p.m.	0	0.0%
Other	2	8.0%
No Responses	11	44.0%
<b>Total</b>	<b>25</b>	<b>100%</b>
3 Comment(s)		

Blazers Feedback - Summary

**17. If it was available in the fall, what is the latest morning practice start time you could attend?**

	Number of Response(s)	Response Ratio
4:30 a.m.	0	0.0%
5 a.m.	2	8.0%
5:30 a.m.	2	8.0%
6 a.m.	3	12.0%
6:30 a.m.	2	8.0%
7 a.m.	0	0.0%
Other	4	16.0%
No Responses	12	48.0%
<b>Total</b>	<b>25</b>	<b>100%</b>
4 Comment(s)		

**18. If it was available in the fall, what is the latest afternoon practice start time you could attend?**

	Number of Response(s)	Response Ratio
3:30 p.m.,	0	0.0%
4 p.m.	2	8.0%
4:30 p.m.	1	4.0%
5 p.m.	0	0.0%
5:30 p.m.	1	4.0%
6 p.m.	2	8.0%
6:30 p.m.	2	8.0%
7 p.m.	3	12.0%
7:30 p.m.	0	0.0%
8 p.m.	1	4.0%
Other	2	8.0%
No Responses	11	44.0%
<b>Total</b>	<b>25</b>	<b>100%</b>
4 Comment(s)		



# Blazers Feedback - Summary

## 19. If it was available in the fall, what is your preferred morning practice start time?

	Number of Response(s)	Response Ratio
4:30 a.m.	0	0.0%
5 a.m.	4	16.0%
5:30 a.m.	2	8.0%
6 a.m.	3	12.0%
6:30 a.m.	1	4.0%
7 a.m.	1	4.0%
Other	3	12.0%
No Responses	11	44.0%
<b>Total</b>	25	100%
2 Comment(s)		

## 20. If it was available in the fall, what is your preferred afternoon practice start time?

	Number of Response(s)	Response Ratio
3:30 p.m.	0	0.0%
4 p.m.	5	20.0%
4:30 p.m.	3	12.0%
5 p.m.	0	0.0%
5:30 p.m.	1	4.0%
6 p.m.	1	4.0%
6:30 p.m.	2	8.0%
7 p.m.	1	4.0%
7:30 p.m.	0	0.0%
8 p.m.	0	0.0%
Other	1	4.0%
No Responses	11	44.0%
<b>Total</b>	25	100%
3 Comment(s)		

# Blazers Feedback - Summary

21. How many practices would you attend the Roeland Park Aquatic Center per week for Blazers Swimming practice if it		
	Number of Response(s)	Response Ratio
0	4	16.0%
1	0	0.0%
2	0	0.0%
3	1	4.0%
4	2	8.0%
5	1	4.0%
6+	6	24.0%
I would practice occasionally but not on a regular weekly basis	0	0.0%
Other	0	0.0%
No Responses	11	44.0%
<b>Total</b>	25	100%
5 Comment(s)		

22. If your preferences were met as previously ranked, would you be willing to pay more to practice at the Roeland Park		
	Number of Response(s)	Response Ratio
Yes	6	24.0%
No	5	20.0%
Unsure	2	8.0%
N/A	0	0.0%
Other	1	4.0%
No Responses	11	44.0%
<b>Total</b>	25	100%
5 Comment(s)		

# Blazers Feedback - Summary

## 23. Please rate your satisfaction with the Roeland Park Aquatic Center.

Top number is the count of respondents selecting the option. Bottom % is percent of the total respondents selecting the option.

	Excellent	Good	Average	Poor	N/A
Overall satisfaction with the Roeland Park Aquatic Center	2 15%	5 38%	1 8%	3 23%	2 15%
Program fees	3 23%	4 31%	2 15%	0 0%	4 31%
Practice schedule	5 38%	3 23%	2 15%	0 0%	3 23%
Pool location	2 15%	4 31%	2 15%	4 31%	1 8%
Parking	4 31%	4 31%	1 8%	3 23%	1 8%
Number of lanes	6 46%	2 15%	4 31%	0 0%	1 8%
Restrooms/changing rooms	1 8%	4 31%	3 23%	4 31%	1 8%
Coaching and pool staff	7 54%	2 15%	2 15%	0 0%	2 15%
Pool and facility cleanliness	3 23%	3 23%	5 38%	1 8%	1 8%
Communication about program	3 23%	1 8%	5 38%	1 8%	3 23%

3 Comment(s)

## Blazers Feedback - Summary

### 24. Please select where you receive information about the Roeland Park Aquatic Center.

	Number of Response(s)	Response Ratio
City of Roeland Park website	3	21.4%
Johnson County Parks and Recreation website	6	42.8%
Facebook	4	28.5%
Word of mouth/friends	6	42.8%
Roeland Park Community Center	2	14.2%
Email or electronic newsletters	3	21.4%
My JCPRD printed activities brochure	0	0.0%
NextDoor App	2	14.2%
Shawnee Mission Post	1	7.1%
Twitter	1	7.1%
Other	4	28.5%
<b>Total</b>	<b>14</b>	<b>100%</b>
1 Comment(s)		

### 25. Please feel free to provide additional feedback about the Roeland Park Aquatic Center.

8 Response(s)

# waters e

## AQUATIC DE

### Constant Contact Survey Results

**Survey Name:** Roeland Park Aquatic Center - Blazers Swimming Feedback and Needs Assessment

**Response Status:** Partial & Completed

**Filter:** None

9/13/2018 2:53 PM CDT

---

\*Please enter your information below.

Answers	Number of Response(s)
First Name	21
Last Name	21
Email Address	21
Postal Code	21



\*Please select the City in which you live.

Answer	0%	100%	Number of Response(s)	Response Ratio
Roeland Park, KS			0	0.0 %
Overland Park, KS			11	52.3 %
Shawnee, KS			0	0.0 %
Leawood, KS			3	14.2 %
Lenexa, KS			0	0.0 %
Westwood, KS			0	0.0 %
Olathe, KS			1	4.7 %
Fairway, KS			0	0.0 %
Prairie Village, KS			1	4.7 %
Kansas City, KS			0	0.0 %
Kansas City, MO			3	14.2 %
Other			3	14.2 %
Totals			21	100%

Which age group do you participate in?

Answer	0%	100%	Number of Response(s)	Response Ratio
Age Group 1			1	4.7 %
Age Group 2			2	9.5 %
Junior 1			6	28.5 %
Junior 2			5	23.8 %
Senior 1			6	28.5 %
Senior 2			2	9.5 %
National			4	19.0 %
Other			1	4.7 %
Totals			21	100%





Please rank your priorities in regards to the Blazers Swimming program. If this question does not apply to you, please skip it; otherwise, all options must be ranked.

1 = Most







Answer	1	2	3	4	5	Number of Response(s)	Ranking Score*
Fees						19	3.8
Practice schedule						19	2.1
Pool location						19	2.0
Practicing at Roeland Park Aquatic Center						19	4.2
Having a pool to practice in (not Roeland Park specifically)						19	2.8

\*The Ranking Score is the weighted average calculated by dividing the sum of all weighted rankings by the number of total responses.








### How far are you willing to drive to participate in Blazers Swimming practices?

Answer	0%	100%	Number of Response(s)	Response Ratio
Less than 5 minutes			0	0.0 %
5 - 9 minutes			0	0.0 %
10 - 19 minutes			9	36.0 %
20 - 29 minutes			8	32.0 %
30 or more minutes			3	12.0 %
Other			0	0.0 %
No Response(s)			5	20.0 %
<b>Totals</b>			<b>25</b>	<b>100%</b>

### How many total practices do you typically attend for Blazers Swimming per week?








Answer	0%	100%	Number of Response(s)	Response Ratio
1			0	0.0 %
2			1	4.0 %
3			2	8.0 %
4			1	4.0 %
5			7	28.0 %
6+			9	36.0 %
I practice occasionally throughout the year, but not on a regular weekly basis			0	0.0 %
Other			0	0.0 %
No Response(s)			5	20.0 %
<b>Totals</b>			<b>25</b>	<b>100%</b>

How many practices do you typically attend the Roeland Park Aquatic Center per week for Blazers Swimming practice during the summer?

Answer	0%	100%	Number of Response(s)	Response Ratio
0			11	44.0 %
1			4	16.0 %
2			0	0.0 %
3			2	8.0 %
4			1	4.0 %
5			1	4.0 %
6+			0	0.0 %
I practice occasionally but not on a regular weekly basis			1	4.0 %
Other			0	0.0 %
No Response(s)			5	20.0 %
<b>Totals</b>			<b>25</b>	<b>100%</b>

Please select the practice times you participate in (summer). If there are additional or preferred times not listed in which you would attend if available, please notate those in the comment section.

1 = Morning, 2 = Afternoon, 3 = Evening

Answer	1	2	3	Number of Response(s)	Rating Score*
Monday				15	1.3
Tuesday				16	1.3
Wednesday				14	1.2
Thursday				14	1.4
Friday				14	1.1
Saturday				10	1.1
Sunday				2	1.5

\*The Rating Score is the weighted average calculated by dividing the sum of all weighted ratings by the number of total responses.

How many practices do you typically attend other pool facilities per week for Blazers Swimming practice during the summer (not Roeland Park)? Please feel free to notate the facility name in the comment section.

Answer	0%	100%	Number of Response(s)	Response Ratio
0			0	0.0 %
1	<div></div>		1	4.0 %
2	<div></div>		1	4.0 %
3	<div></div>		3	12.0 %
4	<div></div>		1	4.0 %
5	<div></div>		3	12.0 %
6+	<div></div>		11	44.0 %
I practice occasionally but not on a regular weekly basis			0	0.0 %
Other			0	0.0 %
No Response(s)	<div></div>		5	20.0 %
Totals			25	100%

How many practices do you typically attend other pool facilities per week for Blazers Swimming practice when Roeland Park is closed (example: Fall, Winter, Spring)? Please feel free to notate the facility name in the comment section.

Answer	0%	100%	Number of Response(s)	Response Ratio
0	<div></div>		1	4.0 %
1			0	0.0 %
2	<div></div>		1	4.0 %
3	<div></div>		2	8.0 %
4	<div></div>		2	8.0 %
5	<div></div>		5	20.0 %
6+	<div></div>		9	36.0 %
I practice occasionally but not on a regular weekly basis			0	0.0 %
Other			0	0.0 %
No Response(s)	<div></div>		5	20.0 %
Totals			25	100%

What do you like about other pools for Blazers Swimming that the Roeland Park Aquatic Center does not offer?

12 Response(s)

## What do you like about the Roeland Park Aquatic Center in comparison to other facilities for the Blazers Swimming program?

11 Response(s)

### On average, how many lanes do you feel are needed for a Blazers Swimming practice?

Answer	0%	100%	Number of Response(s)	Response Ratio
2			0	0.0 %
3			0	0.0 %
4			0	0.0 %
5	<div></div>		1	4.0 %
6	<div></div>		2	8.0 %
7	<div></div>		1	4.0 %
8	<div></div>		6	24.0 %
9			0	0.0 %
10	<div></div>		3	12.0 %
11			0	0.0 %
12			0	0.0 %
13			0	0.0 %
14			0	0.0 %
Other			0	0.0 %
No Response(s)	<div></div>		12	48.0 %
Totals			25	100%

### How many practices would you attend the Roeland Park Aquatic Center per week for Blazers Swimming practice if it was available through the fall?

Answer	0%	100%	Number of Response(s)	Response Ratio
0	<div></div>		5	20.0 %
1			0	0.0 %
2			0	0.0 %
3			0	0.0 %
4	<div></div>		1	4.0 %
5	<div></div>		1	4.0 %
6+	<div></div>		6	24.0 %
I would practice occasionally but not on a regular weekly basis	<div></div>		1	4.0 %
Other			0	0.0 %
No Response(s)	<div></div>		11	44.0 %
Totals			25	100%



If it was available in the fall, what is the earliest morning practice start time you could attend?

Answer	0%	100%	Number of Response(s)	Response Ratio
4:30 a.m.			0	0.0 %
5 a.m.	<div></div>		5	20.0 %
5:30 a.m.			0	0.0 %
6 a.m.	<div></div>		3	12.0 %
6:30 a.m.	<div></div>		2	8.0 %
7 a.m.			0	0.0 %
Other	<div></div>		3	12.0 %
No Response(s)	<div></div>		12	48.0 %
Totals			25	100%

If it was available in the fall, what is the earliest afternoon practice start time you could attend?

Answer	0%	100%	Number of Response(s)	Response Ratio
3:30 p.m.	<div></div>		2	8.0 %
4 p.m.	<div></div>		6	24.0 %
4:30 p.m.	<div></div>		2	8.0 %
5 p.m.			0	0.0 %
5:30 p.m.			0	0.0 %
6 p.m.	<div></div>		2	8.0 %
6:30 p.m.			0	0.0 %
7 p.m.			0	0.0 %
7:30 p.m.			0	0.0 %
8 p.m.			0	0.0 %
Other	<div></div>		2	8.0 %
No Response(s)	<div></div>		11	44.0 %
Totals			25	100%

If it was available in the fall, what is the latest morning practice start time you could attend?

Answer	0%	100%	Number of Response(s)	Response Ratio
4:30 a.m.			0	0.0 %
5 a.m.	<div></div>		2	8.0 %
5:30 a.m.	<div></div>		2	8.0 %
6 a.m.	<div></div>		3	12.0 %
6:30 a.m.	<div></div>		2	8.0 %
7 a.m.			0	0.0 %
Other	<div></div>		4	16.0 %
No Response(s)	<div></div>		12	48.0 %
Totals			25	100%

If it was available in the fall, what is the latest afternoon practice start time you could attend?

Answer	0%	100%	Number of Response(s)	Response Ratio
3:30 p.m.			0	0.0 %
4 p.m.	<div></div>		2	8.0 %
4:30 p.m.	<div></div>		1	4.0 %
5 p.m.			0	0.0 %
5:30 p.m.	<div></div>		1	4.0 %
6 p.m.	<div></div>		2	8.0 %
6:30 p.m.	<div></div>		2	8.0 %
7 p.m.	<div></div>		3	12.0 %
7:30 p.m.			0	0.0 %
8 p.m.	<div></div>		1	4.0 %
Other	<div></div>		2	8.0 %
No Response(s)	<div></div>		11	44.0 %
Totals			25	100%

If it was available in the fall, what is your preferred morning practice start time?

Answer	0%	100%	Number of Response(s)	Response Ratio
4:30 a.m.			0	0.0 %
5 a.m.	<div></div>		4	16.0 %
5:30 a.m.	<div></div>		2	8.0 %
6 a.m.	<div></div>		3	12.0 %
6:30 a.m.	<div></div>		1	4.0 %
7 a.m.	<div></div>		1	4.0 %
Other	<div></div>		3	12.0 %
No Response(s)	<div></div>		11	44.0 %
Totals			25	100%






If it was available in the fall, what is your preferred afternoon practice start time?

Answer	0%	100%	Number of Response(s)	Response Ratio
3:30 p.m.			0	0.0 %
4 p.m.	<div></div>		5	20.0 %
4:30 p.m.	<div></div>		3	12.0 %
5 p.m.			0	0.0 %
5:30 p.m.	<div></div>		1	4.0 %
6 p.m.	<div></div>		1	4.0 %
6:30 p.m.	<div></div>		2	8.0 %
7 p.m.	<div></div>		1	4.0 %
7:30 p.m.			0	0.0 %
8 p.m.			0	0.0 %
Other	<div></div>		1	4.0 %
No Response(s)	<div></div>		11	44.0 %
Totals			25	100%

How many practices would you attend the Roeland Park Aquatic Center per week for Blazers Swimming practice if it was available year-round?











Answer	0%	100%	Number of Response(s)	Response Ratio
0	<div></div>		4	16.0 %
1			0	0.0 %
2			0	0.0 %
3	<div></div>		1	4.0 %
4	<div></div>		2	8.0 %
5	<div></div>		1	4.0 %
6+	<div></div>		6	24.0 %
I would practice occasionally but not on a regular weekly basis			0	0.0 %
Other			0	0.0 %
No Response(s)	<div></div>		11	44.0 %
Totals			25	100%

If your preferences were met as previously ranked, would you be willing to pay more to practice at the Roeland Park Aquatic Center?

Answer	0%	100%	Number of Response(s)	Response Ratio
Yes			6	24.0 %
No			5	20.0 %
Unsure			2	8.0 %
N/A			0	0.0 %
Other			1	4.0 %
No Response(s)			11	44.0 %
<b>Totals</b>			<b>25</b>	<b>100%</b>

Please rate your satisfaction with the Roeland Park Aquatic Center.

1 = Excellent, 2 = Good, 3 = Average, 4 = Poor, 5 = N/A

Answer	1	2	3	4	5	Number of Response(s)	Rating Score*
Overall satisfaction with the Roeland Park Aquatic Center						13	2.8
Program fees						13	2.8
Practice schedule						13	2.5
Pool location						13	2.8
Parking						13	2.5
Number of lanes						13	2.1
Restrooms/changing rooms						13	3.0
Coaching and pool staff						13	2.1
Pool and facility cleanliness						13	2.5
Communication about program						13	3.0

\*The Rating Score is the weighted average calculated by dividing the sum of all weighted ratings by the number of total responses.

Please select where you receive information about the Roeland Park Aquatic Center.

Please select where you receive information about the Roeland Park Aquatic Center.				
Answer	0%	100%	Number of Response(s)	Response Ratio
City of Roeland Park website	<div><div></div></div>		3	21.4 %
Johnson County Parks and Recreation website	<div><div></div></div>		6	42.8 %
Facebook	<div><div></div></div>		4	28.5 %
Word of mouth/friends	<div><div></div></div>		6	42.8 %
Roeland Park Community Center	<div><div></div></div>		2	14.2 %
Email or electronic newsletters	<div><div></div></div>		3	21.4 %
My JCPRD printed activities brochure	<div><div></div></div>		0	0.0 %
NextDoor App	<div><div></div></div>		2	14.2 %
Shawnee Mission Post	<div><div></div></div>		1	7.1 %
Twitter	<div><div></div></div>		1	7.1 %
Other	<div><div></div></div>		4	28.5 %
Totals			14	100%

Please feel free to provide additional feedback about the Roeland Park Aquatic Center.

8 Response(s)



## Constant Contact Survey Results

**Survey Name:** Roeland Park Aquatic Center - Blazers Swimming Feedback and Needs Assessment

**Response Status:** Partial & Completed

**Filter:** None

Sep 13, 2018 3:00:19 PM

2. Please select the City in which you live. - Other responses	
Answer	
KS	
Merriam	
Louisburg, KS	
3. Which age group do you participate in? - Other responses	
Answer	
College	
3. Which age group do you participate in? - Comments	
Answer	
We have had 3 children participate in the Blazer program and 2 are currently in the National Group, one is participating in NCAA Div I swimming and trains with the National group on breaks and during summer.	
1 child who swims in college attends Blazer practices over holidays and summer	
Both of my sons have come up through the KC Blazers program beginning with our oldest at 7-years-old in 1999. We care greatly about KCB.	
4. Please rank your priorities in regards to the Blazers Swimming program. If this question does not apply to you, please skip it; otherwise, all options must be ranked. - Comments	
Answer	
Our team enjoyed calling the Roeland Park Aquatic Center home. We appreciated the community feel at the pool and the partnership with the city. The Dome was a special place for our family.	
Rowland Park is 30 minutes away from our house (without heavy traffic). This is not a viable practice location for us, because our work and child care schedules leave us barely enough time to get to a practice location in Olathe or south Overland Park. My son LOVES being a Blazer, so we will do whatever is needed to get him to practice. However, we STRONGLY prefer an Olathe/south Overland Park location.	
5. How far are you willing to drive to participate in Blazers Swimming practices? - Other responses	
Answer	
[No Responses]	
5. How far are you willing to drive to participate in Blazers Swimming practices? - Comments	
Answer	
Prefer closer but understand	
Roeland Park is about a 25 minute drive for us.	
Obviously the closer the better, especially if practice schedule falls during high-traffic times (rush hour). Sometimes what would normally be a 10 minute drive ends up being 30 minutes in reality. Would be willing to travel further distance for weekend practices if they were offered.	

# Blazers Feedback - Comments

	My son's #1 priority in life is swimming. He will go to practice wherever it is. Should he care more about school or church or community service? Maybe, but he loves swimming.
<b>6. How many total practices do you typically attend for Blazers Swimming per week? - Other responses</b>	
	<b>Answer</b>
	[No Responses]
<b>6. How many total practices do you typically attend for Blazers Swimming per week? - Comments</b>	
	<b>Answer</b>
	Depends upon school commitments
	The National team usually practices 9 times per week plus weights. A unique problem with our current situation is that the swimmers have to finish practice at where ever it might be, drive another 20+ minutes up to the community center, then drive home. Its a lot of driving for an inexperienced young driver.
<b>7. How many practices do you typically attend the Roeland Park Aquatic Center per week for Blazers Swimming practice during the summer? - Other responses</b>	
	<b>Answer</b>
	[No Responses]
<b>7. How many practices do you typically attend the Roeland Park Aquatic Center per week for Blazers Swimming practice during the summer? - Comments</b>	
	<b>Answer</b>
	Loved the summers I had swimmers here- bog loss to all swimmers not just blazers to not have RP operational year round
	When the kids were younger they practiced there 5-6 times a week. They also practiced there over winter break and had swim meets there. They currently practice at Ad Astra pool in Lenexa for the summer only.
	My kids use other pools during the summer but the Blazers program uses the facility extensively in the late spring and early fall.
	Not an offered location for JR2 but enjoyed morning practice there as AG last year and would be thrilled to have summer practice there. Warmer water was a huge bonus, too.
	We would attend more if we could. We practice in Lenexa in the summer but come up for weights.
	The training groups my kids participate in swim at other pools during the summer.
<b>8. Please select the practice times you participate in (summer).If there are additional or preferred times not listed in which you would attend if available, please notate those in the comment section. - Comments</b>	
	<b>Answer</b>
	In addition our kids practice in the early evening Monday, Tuesday, Thursday and Friday.
	Fluctuated due to summer league participation overlap - practiced 5 days a week but varied days with Blazers and with summer league team.
	would attend if there a Sunday afternoon, early evening were available or a Saturday morning practice when there are no meets.
	1. We don't practice on Sunday. 2. We practice twice on Mon., Wed., and Fri. The form won't let us select two in one day...but that's what we do!
	2 kids, couple times during the week and sat morning
	The National Group has 10-11 practices a week. My swimmer does mornings and afternoon practices.
	We also do evenings 3x/week - it won't let me choose more than 1 session per day
	2x/day on Mon, Tue, Thur
<b>9. How many practices do you typically attend other pool facilities per week for Blazers Swimming practice during the summer (not Roeland Park)? Please feel free to notate the facility name in the comment section. - Other responses</b>	
	<b>Answer</b>

Blazers Feedback - Comments

	[No Responses]
<b>9. How many practices do you typically attend other pool facilities per week for Blazers Swimming practice during the summer (not Roeland Park)? Please feel free to notate the facility name in the comment section. - Comments</b>	
	<b>Answer</b>
	Indian trails Shawnee mission northwest
	Ad Astra pool, Lenexa 6 mornings and Shawnee Mission North and Blue Valley 4 afternoons.
	My kids usually attend 8-9 practices a week. They also use the weight facility at RPAC.
	Indian Trails in Lenexa, SMW, SMS
	Blue Valley (159th) & Indian Trails
	Practiced at Blue Valley High School this summer. This worked well. If we could have stayed at California Trail (our practice site during the school year), that would have been great too.
	Indian Trails pool and Ad Astra Pool
	Indian Trails
	City of Shawnee Pool and SMN - it would be nice to be able to practice long course in a long course pool.
	Indian Trails at Sar Ko Park
<b>10. How many practices do you typically attend other pool facilities per week for Blazers Swimming practice when Roeland Park is closed (example: Fall, Winter, Spring)?Please feel free to notate the facility name in the comment section. - Other responses</b>	
	<b>Answer</b>
	[No Responses]
<b>10. How many practices do you typically attend other pool facilities per week for Blazers Swimming practice when Roeland Park is closed (example: Fall, Winter, Spring)?Please feel free to notate the facility name in the comment section. - Comments</b>	
	<b>Answer</b>
	Blue Valley North
	Blue Valley and Olathe pools
	My kids usually attend 8-9 practices a week. They also use the weight facility at RPAC.
	SMNorth
	California Trails
	Rowland park.should not be closed in the other seasons.
	California Trail
	SMN
	SMNW usually
<b>11. What do you like about other pools for Blazers Swimming that the Roeland Park Aquatic Center does not offer? - Responses</b>	
	<b>Answer</b>
	Better indoor deck areas with seating
	-cooler water -a ceiling -a closer location
	Roeland Park offers far more than any other pools, such as 50 meter long course training and the ability to host swim meets.
	Better lock rooms

## Blazers Feedback - Comments

	Of course. The location.
	Roeland Park not offered for JR 2 training group, otherwise we like RP.
	just location
	Our swimmers need to be able to swim 25 yards in the fall and winter and 50 meters in the spring and summer. The pool should be near a weight/dryland room or facility.
	Indoor pool, closer to home, more parking.
	In the summer we need at least 6 lanes of a long course pool-50 meters.
	Not being in a bubble which can be challenging in the winter or big storms.
	location
<b>12. What do you like about the Roeland Park Aquatic Center in comparison to other facilities for the Blazers Swimming program? - Responses</b>	
	<b>Answer</b>
	Location location location
	50 meter long course training and the ability to host swim meets.!
	several types of training (25 yd, 25 meter, 50 meter), 10 lane facility, companion dryland facility
	I do not like it.
	Warm water, location, number of practice lanes
	Like the earlier time of practice at Roeland Park, just never able to get there due to schedule
	Proximity to the dryland area and the rest of the community center. Ability to have both 25-yard and 50-meter practice areas with the bulkhead.
	Proximity Weight room
	This is the only pool with the capacity to be a 50 meter LC pool.
	It is considered our home pool, it is a place we can count on, a place to hold our fundraiser, special events, and intramural squad meets.
	Location is great for us.
<b>13. On average, how many lanes do you feel are needed for a Blazers Swimming practice? - Other responses</b>	
	<b>Answer</b>
	[No Responses]
<b>13. On average, how many lanes do you feel are needed for a Blazers Swimming practice? - Comments</b>	
	<b>Answer</b>
	This would allow two groups to train side by side.
	6 minimum but 10 is ideal
	Depends on the practice groups size... however many lanes it takes to keep the numbers to 6 or less per lane.
	6 lanes is the bare minimum and in many cases we are restricted in a pool this size. 8-10 lanes is ideal. Which is why Roeland is ideal. It offers 10 lanes of short course lanes.
<b>14. How many practices would you attend the Roeland Park Aquatic Center per week for Blazers Swimming practice if it was available through the fall? - Other responses</b>	
	<b>Answer</b>
	[No Responses]
<b>14. How many practices would you attend the Roeland Park Aquatic Center per week for Blazers Swimming practice if it was available through the fall? - Comments</b>	
	<b>Answer</b>

Blazers Feedback - Comments

	9-10 total per week, including mornings and afternoons.
	We would leverage this facility unto early Oct.
	Same as what has been with SMNorth location but attendance would likely increase if weekend days were added (anywhere). RP is an attractive location for us and wouldn't at all hinder attendance.
	Depending on schedule might try to make it out there if practice times were early (shortly after school)
	Times 2 kids
	too far away. I hope this isn't where he goes.
<b>15. If it was available in the fall, what is the earliest morning practice start time you could attend? - Other responses</b>	
	<b>Answer</b>
	It says in the comment.
	N/A
	N/A
<b>15. If it was available in the fall, what is the earliest morning practice start time you could attend? - Comments</b>	
	<b>Answer</b>
	No Junior 2 morning practice for the fall.
	If for the advanced level like senior 1 or national, I would say 5 am.
	Tuesdays, Thursdays, and weekends
	Wouldn't be able to make it in the morning
	would not participate
<b>16. If it was available in the fall, what is the earliest afternoon practice start time you could attend? - Other responses</b>	
	<b>Answer</b>
	It says in the comment.
	N/A
<b>16. If it was available in the fall, what is the earliest afternoon practice start time you could attend? - Comments</b>	
	<b>Answer</b>
	Maybe once a month, I would go to Roeland park for practice.
	I'd switch my school schedule if I had to to make a 3:30 practice.
	I would cry if my son had to practice here. We live in south OP
<b>17. If it was available in the fall, what is the latest morning practice start time you could attend? - Other responses</b>	
	<b>Answer</b>
	It says in the comment.
	N/A
	N/A
	none
<b>17. If it was available in the fall, what is the latest morning practice start time you could attend? - Comments</b>	
	<b>Answer</b>
	It does not make any sense. My kid's school starts at 7:50 am. It takes around 30 minutes to get there.
	Wide open on Tuesdays, Thursdays, and Saturdays. Not on Sundays during church but otherwise open.
	Wouldn't be able to make it in the morning
	BV high schools start at 7:45 a.m. I'd need to be able to shower and be in my 1st class by 7:45.



Blazers Feedback - Comments

<b>18. If it was available in the fall, what is the latest afternoon practice start time you could attend? - Other responses</b>	
<b>Answer</b>	
	It says in the comment.
	N/A
<b>18. If it was available in the fall, what is the latest afternoon practice start time you could attend? - Comments</b>	
<b>Answer</b>	
	In order to train the next morning at 5am and be able to get a good nights sleep, they should be done by 7 pm.
	I do not want this location.
	Don't want practice to run later than 8pm.
	I'll do whatever I have to do. But remember that the National group also does mornings. If we don't start until 7 or 8 p.m. when would we do homework, eat or see our families?
<b>19. If it was available in the fall, what is your preferred morning practice start time? - Other responses</b>	
<b>Answer</b>	
	It says in the comment.
	N/A
	none
<b>19. If it was available in the fall, what is your preferred morning practice start time? - Comments</b>	
<b>Answer</b>	
	Not for us
	That's a loaded question...I don't "prefer" mornings but know they are important to me achieving my goals...so 5-6:30 or :45 a.m. then there is time to shower, eat and get to school.
<b>20. If it was available in the fall, what is your preferred afternoon practice start time? - Other responses</b>	
<b>Answer</b>	
	It says in the comment.
<b>20. If it was available in the fall, what is your preferred afternoon practice start time? - Comments</b>	
<b>Answer</b>	
	Not for us
	Any time before 6:30pm but the earlier the better.
	That way I can get home in time for dinner and then be able to do homework.
<b>21. How many practices would you attend the Roeland Park Aquatic Center per week for Blazers Swimming practice if it was available year-round? - Other responses</b>	
<b>Answer</b>	
	[No Responses]
<b>21. How many practices would you attend the Roeland Park Aquatic Center per week for Blazers Swimming practice if it was available year-round? - Comments</b>	
<b>Answer</b>	
	9-10 total per week.
	We would make this our primary facility since it offers both water and dryland training
	More if weekend options were available.

Blazers Feedback - Comments

4 mornings per week
5 afternoons per week
We live in South OP so I sincerely hope this isn't an option for us.
<b>22. If your preferences were met as previously ranked, would you be willing to pay more to practice at the Roeland Park Aquatic Center? -</b>
<b>Answer</b>
How much more - would say worth a 20-30 premium per month
<b>22. If your preferences were met as previously ranked, would you be willing to pay more to practice at the Roeland Park Aquatic Center? -</b>
<b>Answer</b>
Because of how far it is from my house
It would depend on how much additional fees we would be asked to pay, but yes would consider paying a premium to use the facility.
Not significantly more but location definitely carries value and since we live in NEJOCO - RP is an attractive location.
The Blazer membership pays dues. If required, the board would raise the dues or reallocate funds to allow us to use RP.
I would support this for a sight for other Blazer swimmers to ease the other crowded pools it creates when Roeland Park is closed. Last winter the other pools were too packed to get in quality practices.
<b>23. Please rate your satisfaction with the Roeland Park Aquatic Center. - Comments</b>
<b>Answer</b>
Blazers has lost a lot of younger swimmers due to lack of emphasis on this part of their program - Rp pool important to change that as well as engage top level blazers coaches and board in making their base strong with new younger swimmers.
These answers are on how it was run before the dome was damaged.
Our coaching staff is great but some of the pool staff is not necessarily customer friendly.
<b>24. Please select where you receive information about the Roeland Park Aquatic Center. - Other responses</b>
<b>Answer</b>
Swim team
Kansas City Blazer
Blazers coaches
Blazers
<b>24. Please select where you receive information about the Roeland Park Aquatic Center. - Comments</b>
<b>Answer</b>
We usually get information from the Blazer team website or regular communication.
<b>25. Please feel free to provide additional feedback about the Roeland Park Aquatic Center. - Responses</b>
<b>Answer</b>
Love the location and the fact it has 50 meter pool and diving well - important to the community
It provides aquatic activities to an underserved community in northern Johnson County.
It is a unique facility with a capability to meet a broad set of needs (teach, water exercise, competitive swim and dive, etc). It also has the opportunity to service an underserved part of the county - there are very few pools available to residents in that area.
To have a meet there, I am OK, but to have a daily practice, I cannot manage.
The Blazers called RPAC home for 40+ years. Our organization and members contributed greatly to pool maintenance and repair. The bulkhead was paid for through a KCB campaign. We thought we had a partnership. The loss of the year-round facility has been difficult.
Please make every effort to bring back a dome or a build a permanent structure.

## Blazers Feedback - Comments

	Having the RP Pool available to the National team of the Blazers allows for the fastest and most dedicated swimmers in Kansas City to realize their dreams of swimming in college and at a national level. It allows those swimmers to train in the early afternoon and train the early morning.
	We would love to see Roeland Park be a year round facility.

## Constant Contact Survey Results

**Survey Name:** Roeland Park Aquatic Center - Masters Swimming Feedback and Needs Assessment

**Response Status:** Partial & Completed

**Filter:** None

Sep 13, 2018 3:27:20 PM

### 1. Please enter your information below.

First Name	71
Last Name	71
Email Address	71
Postal Code	71

### 2. Please select the City in which you live.

	Number of Response(s)	Response Ratio
Roeland Park, KS	2	2.8%
Overland Park, KS	12	16.9%
Shawnee, KS	6	8.4%
Leawood, KS	6	8.4%
Lenexa, KS	7	9.8%
Westwood, KS	1	1.4%
Olathe, KS	3	4.2%
Fairway, KS	2	2.8%
Prairie Village, KS	5	7.0%
Kansas City, KS	0	0.0%
Kansas City, MO	14	19.7%
Other	21	29.5%
<b>Total</b>	<b>71</b>	<b>100%</b>

### 3. How do you utilize the JCPRD/Blazers Masters Swimming program?

	Number of Response(s)	Response Ratio
Practice	36	50.7%
Meets	16	22.5%
Training (example: for triathlons)	51	71.8%
Fitness	32	45.0%
Stroke technique/development	20	28.1%
Other	8	11.2%
<b>Total</b>	<b>71</b>	<b>100%</b>
11 Comment(s)		

## Masters Feedback - Summary

**4. Please rank your priorities in regards to the JCPRD/Blazers Masters Swimming program. If this question does not apply to you, please skip it; otherwise, all options must be ranked.**

Top number is the count of respondents selecting the option. Bottom % is percent of the total respondents selecting the option.

	<b>Most</b>					
	<b>1</b>	<b>2</b>	<b>3</b>	<b>4</b>	<b>5</b>	<b>6</b>
Fees	2 3%	8 11%	12 17%	17 24%	26 37%	5 7%
Practice schedule	20 29%	22 31%	13 19%	11 16%	2 3%	2 3%
Pool location	11 16%	16 23%	26 37%	12 17%	4 6%	1 1%
One swimmer per lane	2 3%	1 1%	1 1%	8 11%	15 21%	43 61%
Practicing at Roeland Park Aquatic Center	12 17%	15 21%	5 7%	12 17%	12 17%	14 20%
Having a pool to practice in (not Roeland Park specifically)	23 33%	8 11%	13 19%	10 14%	11 16%	5 7%
16 Comment(s)						

**5. How far are you willing to drive to participate in Masters Swimming practices?**

	<b>Number of Response(s)</b>	<b>Response Ratio</b>
Less than 5 minutes	1	1.4%
5 - 9 minutes	2	2.8%
10 - 19 minutes	32	45.0%
20 - 29 minutes	24	33.8%
30 or more minutes	8	11.2%
Other	0	0.0%
No Responses	4	5.6%
<b>Total</b>	<b>71</b>	<b>100%</b>
8 Comment(s)		



# Masters Feedback - Summary

6. How many total practices do you typically attend for Masters Swimming per week?		
	Number of Response(s)	Response Ratio
1	4	5.6%
2	17	23.9%
3	21	29.5%
4	7	9.8%
5	1	1.4%
6+	0	0.0%
I practice occasionally throughout the year, but not on a regular	10	14.0%
Other	7	9.8%
No Responses	4	5.6%
<b>Total</b>	71	100%
12 Comment(s)		

7. How many practices do you typically attend the Roeland Park Aquatic Center per week for Masters Swimming practice during the summer?		
	Number of Response(s)	Response Ratio
0	11	15.4%
1	10	14.0%
2	9	12.6%
3	8	11.2%
4	4	5.6%
5	0	0.0%
6+	1	1.4%
I practice occasionally but not on a regular weekly basis	17	23.9%
Other	4	5.6%
No Responses	7	9.8%
<b>Total</b>	71	100%
22 Comment(s)		

## Masters Feedback - Summary

**8. Please select the practice times you participate in (summer). If there are additional or preferred times not listed in which you would attend if available, please notate those in the comment section.**

Top number is the count of respondents

selecting the option. Bottom % is percent of the total respondents selecting the option.

	<b>5:30 - 7 a.m. @ RP</b>	<b>6:15 - 7:45 p.m. @ PV</b>	<b>10 - 11:30 a.m. @ RP</b>
Monday	7 23%	20 67%	3 10%
Tuesday	20 57%	12 34%	3 9%
Wednesday	15 43%	17 49%	3 9%
Thursday	20 57%	12 34%	3 9%
Saturday	5 16%	2 6%	24 77%
14 Comment(s)			

**9. How many practices do you typically attend other pool facilities per week for Masters Swimming practice during the summer (not Roeland Park)? Please feel free to notate the facility name in the comment section.**

	<b>Number of Response(s)</b>	<b>Response Ratio</b>
0	15	21.1%
1	8	11.2%
2	21	29.5%
3	11	15.4%
4	2	2.8%
5	1	1.4%
6+	0	0.0%
I practice occasionally but not on a regular weekly basis	4	5.6%
Other	1	1.4%
No Responses	8	11.2%
<b>Total</b>	<b>71</b>	<b>100%</b>
22 Comment(s)		

# Masters Feedback - Summary

**10. How many practices do you typically attend other pool facilities per week for Masters Swimming practice when Roeland Park is closed (example: Fall, Winter, Spring)? Please feel free to notate the facility name in the comment section.**

	Number of Response(s)	Response Ratio
0	11	15.4%
1	4	5.6%
2	13	18.3%
3	20	28.1%
4	6	8.4%
5	2	2.8%
6+	0	0.0%
I practice occasionally but not on a regular weekly basis	4	5.6%
Other	1	1.4%
No Responses	10	14.0%
<b>Total</b>	<b>71</b>	<b>100%</b>
20 Comment(s)		

**11. How much do you currently pay per practice? If you pay a monthly membership or purchase a punch pass and do not pay per practice, please notate the pass type and the amount in the comment section.**

	Number of Response(s)	Response Ratio
\$5	7	10.9%
\$6	5	7.8%
\$7	4	6.2%
\$8	1	1.5%
\$9	0	0.0%
\$10	2	3.1%
\$11	0	0.0%
\$12	0	0.0%
\$13	0	0.0%
\$14	0	0.0%
\$15	0	0.0%
Monthly membership	19	29.6%
Punch pass	23	35.9%
Other	6	9.3%
<b>Total</b>	<b>64</b>	<b>100%</b>
20 Comment(s)		

## Masters Feedback - Summary

### 12. What do you like about other pools for Masters Swimming that the Roeland Park Aquatic Center does not

46 Response(s)

### 13. What do you like about the Roeland Park Aquatic Center in comparison to other facilities for the Masters

47 Response(s)

### 14. On average, how many lanes do you feel are needed for a Masters Swimming practice?

	Number of Response(s)	Response Ratio
2	0	0.0%
3	1	1.4%
4	11	15.4%
5	9	12.6%
6	22	30.9%
7	1	1.4%
8	6	8.4%
9	0	0.0%
10	1	1.4%
11	0	0.0%
12	0	0.0%
13	0	0.0%
14	0	0.0%
Other	6	8.4%
No Responses	14	19.7%
<b>Total</b>	<b>71</b>	<b>100%</b>
21 Comment(s)		

### 15. How many practices would you attend the Roeland Park Aquatic Center per week for Masters Swimming

	Number of Response(s)	Response Ratio
0	2	2.8%
1	3	4.2%
2	14	19.7%
3	20	28.1%
4	7	9.8%
5	1	1.4%
6+	1	1.4%
I would practice occasionally but not on a regular weekly basis	8	11.2%
Other	3	4.2%
No Responses	12	16.9%
<b>Total</b>	<b>71</b>	<b>100%</b>
10 Comment(s)		

# Masters Feedback - Summary

## 16. If it was available in the fall, what is the earliest practice start time you could attend (1.5 hour practice)?

	Number of Response(s)	Response Ratio
3:30 p.m.,	6	8.4%
4 p.m.	1	1.4%
4:30 p.m.	2	2.8%
5 p.m.	9	12.6%
5:30 p.m.	15	21.1%
6 p.m.	11	15.4%
6:30 p.m.	4	5.6%
7 p.m.	2	2.8%
7:30 p.m.	1	1.4%
8 p.m.	0	0.0%
Other	6	8.4%
No Responses	14	19.7%
<b>Total</b>	71	100%
11 Comment(s)		

## 17. If it was available in the fall, what is the latest practice start time you could attend (1.5 hour practice)?

	Number of Response(s)	Response Ratio
3:30 p.m.,	0	0.0%
4 p.m.	0	0.0%
4:30 p.m.	0	0.0%
5 p.m.	0	0.0%
5:30 p.m.	3	4.2%
6 p.m.	9	12.6%
6:30 p.m.	5	7.0%
7 p.m.	14	19.7%
7:30 p.m.	10	14.0%
8 p.m.	11	15.4%
Other	5	7.0%
No Responses	14	19.7%
<b>Total</b>	71	100%
6 Comment(s)		



# Masters Feedback - Summary

## 18. If it was available in the fall, what is your preferred practice start time (1.5 hour practice)?

	Number of Response(s)	Response Ratio
3:30 p.m,	4	5.6%
4 p.m.	0	0.0%
4:30 p.m.	1	1.4%
5 p.m.	5	7.0%
5:30 p.m.	5	7.0%
6 p.m.	17	23.9%
6:30 p.m.	11	15.4%
7 p.m.	3	4.2%
7:30 p.m.	2	2.8%
8 p.m.	1	1.4%
Other	7	9.8%
No Responses	15	21.1%
<b>Total</b>	71	100%
5 Comment(s)		

## 19. How many practices would you attend the Roeland Park Aquatic Center per week for Masters Swimming

	Number of Response(s)	Response Ratio
0	0	0.0%
1	3	4.2%
2	14	19.7%
3	19	26.7%
4	11	15.4%
5	1	1.4%
6+	1	1.4%
I would practice occasionally but not on a regular weekly basis	8	11.2%
Other	3	4.2%
No Responses	11	15.4%
<b>Total</b>	71	100%
6 Comment(s)		

## 20. Would you prefer to pay per practice, use a punch card or have a monthly membership?

	Number of Response(s)	Response Ratio
Pay per practice	10	16.3%
Punch card	41	67.2%
Monthly membership	14	22.9%
Other	5	8.1%
<b>Total</b>	61	100%
9 Comment(s)		

# Masters Feedback - Summary

21. If your preferences were met as previously ranked, what is the maximum you would be willing to pay per		
	Number of Response(s)	Response Ratio
\$6 - \$7	29	40.8%
\$8 - \$9	17	23.9%
\$10 - \$11	9	12.6%
\$12 - \$13	2	2.8%
Other	3	4.2%
No Responses	11	15.4%
<b>Total</b>	<b>71</b>	<b>100%</b>
6 Comment(s)		

22. Please rate your satisfaction with the Roeland Park Aquatic Center.					
Top number is the count of respondents selecting the option. Bottom % is percent of the total respondents selecting the option.					
	Excellent	Good	Average	Poor	N/A
Overall satisfaction with the Roeland Park Aquatic Center	16 30%	23 43%	10 19%	3 6%	1 2%
Program fees	22 42%	19 36%	7 13%	1 2%	4 8%
Practice schedule	17 32%	22 42%	9 17%	2 4%	3 6%
Pool location	25 46%	21 39%	8 15%	0 0%	0 0%
Parking	35 66%	15 28%	3 6%	0 0%	0 0%
Number of lanes	23 44%	26 50%	1 2%	0 0%	2 4%
Restrooms/changing rooms	5 10%	16 31%	13 25%	15 29%	3 6%
Coaching and pool staff	17 33%	23 44%	9 17%	2 4%	1 2%
Pool and facility cleanliness	14 27%	18 35%	15 29%	4 8%	0 0%
Communication about program	16 31%	18 35%	12 23%	4 8%	2 4%
14 Comment(s)					

## Masters Feedback - Summary

### 23. Please select where you receive information about the Roeland Park Aquatic Center.

	Number of Response(s)	Response Ratio
City of Roeland Park website	12	21.8%
Johnson County Parks and Recreation website	15	27.2%
Facebook	8	14.5%
Word of mouth/friends	26	47.2%
Roeland Park Community Center	0	0.0%
Email or electronic newsletters	29	52.7%
My JCPRD printed activities brochure	2	3.6%
NextDoor App	0	0.0%
Shawnee Mission Post	4	7.2%
Twitter	0	0.0%
Other	4	7.2%
<b>Total</b>	<b>55</b>	<b>100%</b>
2 Comment(s)		

### 24. Please feel free to provide additional feedback about the Roeland Park Aquatic Center.

21 Response(s)

# waters e

## AQUATIC DE

### Constant Contact Survey Results

**Survey Name:** Roeland Park Aquatic Center - Masters Swimming Feedback and Needs Assessment

**Response Status:** Partial & Completed

**Filter:** None

9/13/2018 3:24 PM CDT

---

\*Please enter your information below.

Answers	Number of Response(s)
First Name	71
Last Name	71
Email Address	71
Postal Code	71

\*Please select the City in which you live.

Answer	0%	100%	Number of Response(s)	Response Ratio
Roeland Park, KS	<div></div>		2	2.8 %
Overland Park, KS	<div></div>		12	16.9 %
Shawnee, KS	<div></div>		6	8.4 %
Leawood, KS	<div></div>		6	8.4 %
Lenexa, KS	<div></div>		7	9.8 %
Westwood, KS	<div></div>		1	1.4 %
Olathe, KS	<div></div>		3	4.2 %
Fairway, KS	<div></div>		2	2.8 %
Prairie Village, KS	<div></div>		5	7.0 %
Kansas City, KS	<div></div>		0	0.0 %
Kansas City, MO	<div></div>		14	19.7 %
Other	<div></div>		21	29.5 %
Totals			71	100%

How do you utilize the JCPRD/Blazers Masters Swimming program?

Answer	0%	100%	Number of Response(s)	Response Ratio
Practice	<div></div>		36	50.7 %
Meets	<div></div>		16	22.5 %
Training (example: for triathlons)	<div></div>		51	71.8 %
Fitness	<div></div>		32	45.0 %
Stroke technique/development	<div></div>		20	28.1 %
Other	<div></div>		8	11.2 %
Totals			71	100%







Please rank your priorities in regards to the JCPRD/Blazers Masters Swimming program. If this question does not apply to you, please skip it; otherwise, all options must be ranked.

1 = Most









Answer	1	2	3	4	5	6	Number of Response(s)	Ranking Score*
Fees	<div></div>						70	4.0
Practice schedule	<div></div>						70	2.4
Pool location	<div></div>						70	2.8
One swimmer per lane	<div></div>						70	5.3
Practicing at Roeland Park Aquatic Center	<div></div>						70	3.6
Having a pool to practice in (not Roeland Park specifically)	<div></div>						70	2.9

\*The Ranking Score is the weighted average calculated by dividing the sum of all weighted rankings by the number of total responses.

### How far are you willing to drive to participate in Masters Swimming practices?










Answer	0%	100%	Number of Response(s)	Response Ratio
Less than 5 minutes			1	1.4 %
5 - 9 minutes			2	2.8 %
10 - 19 minutes			32	45.0 %
20 - 29 minutes			24	33.8 %
30 or more minutes			8	11.2 %
Other			0	0.0 %
No Response(s)			4	5.6 %
<b>Totals</b>			<b>71</b>	<b>100%</b>

### How many total practices do you typically attend for Masters Swimming per week?

Answer	0%	100%	Number of Response(s)	Response Ratio
1			4	5.6 %
2			17	23.9 %
3			21	29.5 %
4			7	9.8 %
5			1	1.4 %
6+			0	0.0 %
I practice occasionally throughout the year, but not on a regular weekly basis			10	14.0 %
Other			7	9.8 %
No Response(s)			4	5.6 %
<b>Totals</b>			<b>71</b>	<b>100%</b>








How many practices do you typically attend the Roeland Park Aquatic Center per week for Masters Swimming practice during the summer?

Answer	0%	100%	Number of Response(s)	Response Ratio
0			11	15.4 %
1			10	14.0 %
2			9	12.6 %
3			8	11.2 %
4			4	5.6 %
5			0	0.0 %
6+			1	1.4 %
I practice occasionally but not on a regular weekly basis			17	23.9 %
Other			4	5.6 %
No Response(s)			7	9.8 %
<b>Totals</b>			<b>71</b>	<b>100%</b>










Please select the practice times you participate in (summer). If there are additional or preferred times not listed in which you would attend if available, please notate those in the comment section.

1 = 5:30 - 7 a.m. @ RP, 2 = 6:15 - 7:45 p.m. @ PV, 3 = 10 - 11:30 a.m. @ RP










Answer	1	2	3	Number of Response(s)	Rating Score*
Monday				30	1.9
Tuesday				35	1.5
Wednesday				35	1.7
Thursday				35	1.5
Saturday				31	2.6

\*The Rating Score is the weighted average calculated by dividing the sum of all weighted ratings by the number of total responses.

How many practices do you typically attend other pool facilities per week for Masters Swimming practice during the summer (not Roeland Park)? Please feel free to notate the facility name in the comment section.

Answer	0%	100%	Number of Response(s)	Response Ratio
0			15	21.1 %
1			8	11.2 %
2			21	29.5 %
3			11	15.4 %
4			2	2.8 %
5			1	1.4 %
6+			0	0.0 %
I practice occasionally but not on a regular weekly basis			4	5.6 %
Other			1	1.4 %
No Response(s)			8	11.2 %
<b>Totals</b>			<b>71</b>	<b>100%</b>

How many practices do you typically attend other pool facilities per week for Masters Swimming practice when Roeland Park is closed (example: Fall, Winter, Spring)? Please feel free to notate the facility name in the comment section.

Answer	0%	100%	Number of Response(s)	Response Ratio
0			11	15.4 %
1			4	5.6 %
2			13	18.3 %
3			20	28.1 %
4			6	8.4 %
5			2	2.8 %
6+			0	0.0 %
I practice occasionally but not on a regular weekly basis			4	5.6 %
Other			1	1.4 %
No Response(s)			10	14.0 %
<b>Totals</b>			<b>71</b>	<b>100%</b>

How much do you currently pay per practice? If you pay a monthly membership or purchase a punch pass and do not pay per practice, please notate the pass type and the amount in the comment section.

Answer	0%	100%	Number of Response(s)	Response Ratio
\$5			7	10.9 %
\$6			5	7.8 %
\$7			4	6.2 %
\$8			1	1.5 %
\$9			0	0.0 %
\$10			2	3.1 %
\$11			0	0.0 %
\$12			0	0.0 %
\$13			0	0.0 %
\$14			0	0.0 %
\$15			0	0.0 %
Monthly membership			19	29.6 %
Punch pass			23	35.9 %
Other			6	9.3 %
Totals			64	100%

What do you like about other pools for Masters Swimming that the Roeland Park Aquatic Center does not offer?

46 Response(s)

What do you like about the Roeland Park Aquatic Center in comparison to other facilities for the Masters Swimming program?

47 Response(s)












On average, how many lanes do you feel are needed for a Masters Swimming practice?

Answer	0%	100%	Number of Response(s)	Response Ratio
2			0	0.0 %
3			1	1.4 %
4			11	15.4 %
5			9	12.6 %
6			22	30.9 %
7			1	1.4 %
8			6	8.4 %
9			0	0.0 %
10			1	1.4 %
11			0	0.0 %
12			0	0.0 %
13			0	0.0 %
14			0	0.0 %
Other			6	8.4 %
No Response(s)			14	19.7 %
Totals			71	100%









How many practices would you attend the Roeland Park Aquatic Center per week for Masters Swimming practice if it was available through the fall?

Answer	0%	100%	Number of Response(s)	Response Ratio
0			2	2.8 %
1			3	4.2 %
2			14	19.7 %
3			20	28.1 %
4			7	9.8 %
5			1	1.4 %
6+			1	1.4 %
I would practice occasionally but not on a regular weekly basis			8	11.2 %
Other			3	4.2 %
No Response(s)			12	16.9 %
Totals			71	100%












If it was available in the fall, what is the earliest practice start time you could attend (1.5 hour practice)?

Answer	0%	100%	Number of Response(s)	Response Ratio
3:30 p.m.			6	8.4 %
4 p.m.			1	1.4 %
4:30 p.m.			2	2.8 %
5 p.m.			9	12.6 %
5:30 p.m.			15	21.1 %
6 p.m.			11	15.4 %
6:30 p.m.			4	5.6 %
7 p.m.			2	2.8 %
7:30 p.m.			1	1.4 %
8 p.m.			0	0.0 %
Other			6	8.4 %
No Response(s)			14	19.7 %
Totals			71	100%










If it was available in the fall, what is the latest practice start time you could attend (1.5 hour practice)?

Answer	0%	100%	Number of Response(s)	Response Ratio
3:30 p.m.			0	0.0 %
4 p.m.			0	0.0 %
4:30 p.m.			0	0.0 %
5 p.m.			0	0.0 %
5:30 p.m.			3	4.2 %
6 p.m.			9	12.6 %
6:30 p.m.			5	7.0 %
7 p.m.			14	19.7 %
7:30 p.m.			10	14.0 %
8 p.m.			11	15.4 %
Other			5	7.0 %
No Response(s)			14	19.7 %
Totals			71	100%

If it was available in the fall, what is your preferred practice start time (1.5 hour practice)?





Answer	0%	100%	Number of Response(s)	Response Ratio
3:30 p.m,			4	5.6 %
4 p.m.			0	0.0 %
4:30 p.m.			1	1.4 %
5 p.m.			5	7.0 %
5:30 p.m.			5	7.0 %
6 p.m.			17	23.9 %
6:30 p.m.			11	15.4 %
7 p.m.			3	4.2 %
7:30 p.m.			2	2.8 %
8 p.m.			1	1.4 %
Other			7	9.8 %
No Response(s)			15	21.1 %
<b>Totals</b>			<b>71</b>	<b>100%</b>

How many practices would you attend the Roeland Park Aquatic Center per week for Masters Swimming practice if it was available year-round?







Answer	0%	100%	Number of Response(s)	Response Ratio
0			0	0.0 %
1			3	4.2 %
2			14	19.7 %
3			19	26.7 %
4			11	15.4 %
5			1	1.4 %
6+			1	1.4 %
I would practice occasionally but not on a regular weekly basis			8	11.2 %
Other			3	4.2 %
No Response(s)			11	15.4 %
<b>Totals</b>			<b>71</b>	<b>100%</b>



Would you prefer to pay per practice, use a punch card or have a monthly membership?











Answer	0%	100%	Number of Response(s)	Response Ratio
Pay per practice			10	16.3 %
Punch card			41	67.2 %
Monthly membership			14	22.9 %
Other			5	8.1 %
<b>Totals</b>			<b>61</b>	<b>100%</b>

If your preferences were met as previously ranked, what is the maximum you would be willing to pay per practice?

Answer	0%	100%	Number of Response(s)	Response Ratio
\$6 - \$7			29	40.8 %
\$8 - \$9			17	23.9 %
\$10 - \$11			9	12.6 %
\$12 - \$13			2	2.8 %
Other			3	4.2 %
No Response(s)			11	15.4 %
<b>Totals</b>			<b>71</b>	<b>100%</b>

Please rate your satisfaction with the Roeland Park Aquatic Center.

1 = Excellent, 2 = Good, 3 = Average, 4 = Poor, 5 = N/A

Answer	1	2	3	4	5	Number of Response(s)	Rating Score*
Overall satisfaction with the Roeland Park Aquatic Center						53	2.1
Program fees						53	2.0
Practice schedule						53	2.1
Pool location						54	1.7
Parking						53	1.4
Number of lanes						52	1.7
Restrooms/changing rooms						52	2.9
Coaching and pool staff						52	2.0
Pool and facility cleanliness						51	2.2
Communication about program						52	2.2

\*The Rating Score is the weighted average calculated by dividing the sum of all weighted ratings by the number of total responses.

Please select where you receive information about the Roeland Park Aquatic Center.

Please select where you receive information about the Roeland Park Aquatic Center.				
Answer	0%	100%	Number of Response(s)	Response Ratio
City of Roeland Park website	<div><div></div></div>		12	21.8 %
Johnson County Parks and Recreation website	<div><div></div></div>		15	27.2 %
Facebook	<div><div></div></div>		8	14.5 %
Word of mouth/friends	<div><div></div></div>		26	47.2 %
Roeland Park Community Center	<div><div></div></div>		0	0.0 %
Email or electronic newsletters	<div><div></div></div>		29	52.7 %
My JCPRD printed activities brochure	<div><div></div></div>		2	3.6 %
NextDoor App	<div><div></div></div>		0	0.0 %
Shawnee Mission Post	<div><div></div></div>		4	7.2 %
Twitter	<div><div></div></div>		0	0.0 %
Other	<div><div></div></div>		4	7.2 %
Totals			55	100%

Please feel free to provide additional feedback about the Roeland Park Aquatic Center.

21 Response(s)

## Constant Contact Survey Results

**Survey Name:** Roeland Park Aquatic Center - Masters Swimming Feedback and Needs Assessment

**Response Status:** Partial & Completed

**Filter:** None

Sep 13, 2018 3:27:20 PM

2. Please select the City in which you live. - Other responses	
Answer	
Kansas	
Parkville, MO	
Mission Hills	
Queensland	
Gardner, Ks	
KS	
Raymore, mo	
KS	
Mission, KS	
MISSOURI	
Cleveland, MO	
KS	
Platte City, MO	
KS	
KS	
Westwood	
Used to live in Overland Park, now live in St. Louis	
Blue Springs	
Lees Summit	
MO	
Stilwell	
3. How do you utilize the JCPRD/Blazers Masters Swimming program? - Other responses	
Answer	
Stress relief, relaxation	
Friendships	
I send my triathletes to swim w/ blazers (I'm a tri coach)	
Triathlon swim lessons from a coach	
Red's Triathlon Team Swims	
Reds Tri team training and clinics	
Coached KCB Masters for 10 years	

# Masters Feedback - Comments

Masters swim
<b>3. How do you utilize the JCPRD/Blazers Masters Swimming program? - Comments</b>
<b>Answer</b>
I haven't participated with the Masters group, but I spent the previous two winters (when the dome was up) in the Roeland Park pool 2-3 times per week, and have best intentions of joining the masters group for Triathlon training.
Roland Park is a very unique facility with the ability to be long or short course and short course yards there is no other pool that has this flexibility that's one reason we like it
I am a triathlon coach for the Reds Triathlon Team and the Blazers Masters program is invaluable to me as a coach - I send many many of my triathletes to swim with Blazers and it is hugely helpful to developing my athletes swim ability.
I enjoy training for triathlons with the masters swimmers because I am able to get long swims in with people with similar training goals. There are not many places we can do this especially in the winter.
Reds Triathlon Training
Triathlon practices from a coach
All of the above ! At its peak with consistent coaching and pool time we had over 100 active participants and we have 2 to 4 meets per year with 40 to 75 participants
I have been training at Roeland Park for close to 8 years. It is very convenient to my home and an excellent facility for my training needs.
Motivation and camaraderie
And occasionally I bring my family to just hang around the pool
Primarily Fitness
<b>4. Please rank your priorities in regards to the JCPRD/Blazers Masters Swimming program. If this question does not apply to you, please skip it; otherwise, all options must be ranked. - Comments</b>
<b>Answer</b>
I have been a master's swimmer all over the country until the last year; I relied on participating in the Blazers program to stay in shape until it was disrupted last year. Since then, it's been a struggle to find indoor lap lap lines in KC that are a standard length (25y/50y/50m) or available for public use. I would love to have year-round, consistent pool time again. I know a lot of other fitness swimmers feel the same way. Thank you for your consideration!
I am a triathlete and swimming with masters provided me a great opportunity to swim with other swimmers at a dedicated time. I know many other triathletes that doesn't have access to pools or would like to swim with others for accountability and really miss utilizing Roeland. In addition opening it up to other events, such as rental lanes for tri groups would be amazing. I know this would be a win for both sides.
Having a pool to practice in, with other swimmers, in the off months under the dome specifically.
Pool temperature and air quality as that impacts the intensity of my workouts. For example, because RPAC is so hot right now, I prefer to swim at PV, Gladstone, or Genesis. Also, when the dome was open, the air quality was poor, and it was difficult to breathe. I have since found other pools in the metro to workout at like attending Gladstone Masters or going on my own to Genesis.
Roeland Park is a beautiful indoor/outdoor facility, centrally located which appears to have suffered from some unfortunate investment (in)decisions. It is well-established that aquatic facilities do not make a profit-the facility I previously worked at in Clayton, MO for 13 years did not-yet they are shown to enhance the area. The same can be said for other public facilities such as parks, gyms & recreation facilities. Funds have to come from somewhere to ensure maintenance and improvement.
Roeland Park is a summer schedule pool, so why even have that as an option?
The current fees are reasonable and inline with other programs. RPAC is ideal in the cool season because it is much closer than Gladstone. The previous indoor schedule was perfect for my irregular work schedule. I knew that I could get 2 swims/week in.

## Masters Feedback - Comments

	The fee,s at Roland Park are lower than most other pools for practice and if need be the fees should be raised to help support the pool so that it can continue in operation
	location and practice schedule are huge. Also have a good coach on deck is a must.
	Pool location and practicing at Roeland Park are the same thing!
	Probably the MOST IMPORTANT aspect for me were the people who made up the Masters class at RPAC. There was great group who pushed each other, and held each other accountable during swim workouts. It was known as The Place to go to Masters to push to new levels with other elite athletes. It was great PR for RPAC around the community.
	I feel like fees-pool location and schedules rank very closely together for me. Roeland park and PV pools are both within 15 mins from me and I like both of these locations for when I can make it to master swim practices.
	The Roeland Park Aquatic center enabled me to offer a great Masters swimming experience to dozens of participants per week. The ability to train long course and short course was a huge advantage over other facilities in the area. The long course practices were very highly attended (usually over 30 swimmers per practice)
	It is most important to me to have a year-round facility with access to a deck coach in a location that is practical regarding drive time. Secondly, having access to a 50 meter pool practice assists in training for such meets and other distance events.
	I work just a few miles from RPAC so the location works out great. I also agree with the group the central location contributes to the facility's good bones. I believe use could go way up if it was better operated. Also capital improvements could also make it much more widely used.
	I think this question is misleading. In essence 3 of the 6 questions are about location....
<b>5. How far are you willing to drive to participate in Masters Swimming practices? - Other responses</b>	
	<b>Answer</b>
	[No Responses]
<b>5. How far are you willing to drive to participate in Masters Swimming practices? - Comments</b>	
	<b>Answer</b>
	With my schedule, practices typically take place early in the morning, so I am compromising sleep for exercise. I won't travel more than half the time I spend in the pool exercising-the return on my time isn't there.
	Regularly, under 20 would be ideal. 30 at the outside limit.
	Been with this team over 20 years. Roeland Park has been a great location due to its accessibility to I-35.
	For a good quality program, location, facility and fees we we participate
	The quality of the coaching in the camaraderie of the team helps to practice with more energy level
	I would prefer 10-19 minutes, max.
	RPAC is a predictable 20 minutes for me. Other facilities involve routes that are traffic affected
	I might go more if I had to.
<b>6. How many total practices do you typically attend for Masters Swimming per week? - Other responses</b>	
	<b>Answer</b>
	0
	None yet
	4-5
	2-3
	0
	I generally practice on my own
	I usually coached 3-4 practices of the 7 offered per week

Masters Feedback - Comments

6. How many total practices do you typically attend for Masters Swimming per week? - Comments	
Answer	
	I have not been going since Roeland Park was closed last winter. I have been practicing on my own this summer; if masters is able to offer a year-round season, I would go 3-4 times a week.
	Have recently been out of town, so based on my previous experience
	I intend to practice with Masters, but only periodically throughout the year
	Gladstone because I love their pool and team
	Tuesday, Wednesday, Thursday and Saturday mornings. I would practice Monday and Friday mornings if they were offered.
	I would like to practice with them more but due to the times at Roeland Park and then needing a punch card for PV - which I did not have and it wasn't really useful to get one for only 4 or 5 practices I could make this summer - I did not attend. I want to attend more this winter if possible.
	Due to my work schedule I only make it a couple times per week. When RP pool was open I was able to swim there during the day.
	I practice closer to my location in Raymore but occasionally practice with the team at Roland Park to help my conditioning because their workouts are fantastic
	It varies throughout the year. In the winter it's 1-2 per week. In the summer it's 1 every week give or take.
	None near me that fit my schedule, I practice on my own and attend all Reds Tri team clinics
	More in the weeks leading up to big meets
	I try to swim 3 times/week. Made it twice so far this week. Sometimes it is only twice/wk. I travel some for work. Usually 1-2 nights / week if I am travelling. If 2 nights I try to swim when I'm out of town.
7. How many practices do you typically attend the Roeland Park Aquatic Center per week for Masters Swimming practice during the summer? - Other responses	
Answer	
	Tuesday and Thursday morning, sometimes Saturday
	See my comment
	depends on my training plan
	I swim at other locations but want the availability for triathletes to reserve.
7. How many practices do you typically attend the Roeland Park Aquatic Center per week for Masters Swimming practice during the summer? - Comments	
Answer	
	I had to find another location for swimming when you were closed so I don't attend as much and now drive to the J for swimming.
	Have recently been out of town, so based on my previous experience
	See above
	Pool is too hot
	I only practice at Roeland Park.
	I would usually attend most morning practices in summer. But this summer, my daughters swimming schedule (who swim with blazers) did not allow this. I did my own practice at roeland park every day in the morning while my youngest ones swam with the blazers group. each summer is a little different for me right now.
	This is a bad question, because the pool has been so much for the last two years
	Cant do the weekly morning work out.
	I swim on Saturday mornings.
	Only because I am not a morning swimmer but would attend more if evening or other hours were offered attend PV at night



# Masters Feedback - Comments

	When I want to improve my conditioning beyond my self coordinated practices I attend Roland Park practices because they push my limits
	This changed once Josie left and I had to find somewhere else to swim.
	See note for last question
	I would practice here more if I knew it was staying through winter. I have been going to the J.
	None, right now but I would attend two if my group was training here. I typically attend 2 per week at PLF.
	With a coach
	But I would if my tri team can practice there.
	Since they have weekend practices, I've used Roeland Park Aquatic Center the most.
	Having the morning swims at Roeland Park became as popular as the evening times at Prairie Village in the summer.
	If evening practices were at RPAC, I would attend those as well. Currently, I attend practices at PVAC during the week/evenings. Used to go evenings at RPAC during the school year when those were offered.
	Saturdays. But if we moved from Prairie Village that would be more
	I usually swim in evenings.
	2 but sometimes 3.
<b>8. Please select the practice times you participate in (summer).If there are additional or preferred times not listed in which you would attend if available, please notate those in the comment section. - Comments</b>	
	<b>Answer</b>
	Preferred schedule; haven't been keeping up as I'm now out of shape. :)
	I have practiced with the PV group but haven't this year because I don't want to pay an extra fee on top of my Pool Super Pass.
	Again, I would swim every weekday morning if it were offered.
	You guys are morons, I can only select one practice a day and then Saturday you act as if all the practices are available.  Monday 6:15 pm Tuesdays and Thursdays 5:30 am, 6:15 pm Saturdays, I'd attend earlier practices if they were available 5:30 or 7:00 am, since Saturday practices are in the middle of the day it's only once in a while that I swim on Saturdays during the summer. 10 am is too late in the day.
	I only do morning workouts - don't do evenings. I would prefer a Monday, Wednesday, Friday morning schedule as 8t 8s getting tougher to swim consecutive days in a row as I get older.
	Highly depends on my work schedule. Sometimes early morning at RP, sometimes evenings at PV.
	Could do some workouts at NOON
	Friday evenings 5:30pm, Sunday afternoons 4-5:30 pm or M-F 12:00-1:30 pm or 11:00-1230 (1-2 x per week offered
	Since I have a longer drive from Raymore the Saturday time is the easiest for me to get to Roland Park
	My job interferes w/ swimming on Saturdays otherwise I would swim then as well....meaning I see the Saturday swim as very valuable even tho I can't attend.
	I would prefer 5am and/or 6pm any week day
	N/A
	Regularly on Saturday, occasionally the weeknights
	Having 3 RPAC morning times stacked 3 days in a row is not ideal. M-W-F would make more sense because you can get beat up swimming hard 3 days in row early a.m. I have also been doing some Saturdays but not as often on Saturdays.

Masters Feedback - Comments

**9. How many practices do you typically attend other pool facilities per week for Masters Swimming practice during the summer (not Roeland Park)? Please feel free to notate the facility name in the comment section. - Other responses**

**Answer**  
Mon, Tues & Thurs evenings PV

**9. How many practices do you typically attend other pool facilities per week for Masters Swimming practice during the summer (not Roeland Park)? Please feel free to notate the facility name in the comment section. - Comments**

**Answer**  
I swim at the J not in masters though  
PV  
Gladstone  
Again, I only swim at Roeland Park.  
Prairie Life Fitness masters group and pool  
This is a poorly made survey. Plus, you already have the data on me, somebody was just too lazy to turn on your computers.  
Prairie Village  
Swim some at UMKC with KC Waves and some at Swim Academy masters punchcard program  
Jewish Community Center  
I then swim on my own when and where I can but no other Master workout times are convenient or available  
I have attended practice at Prairie Village  
Since I live in Raymore I am more often practice closer to home  
Lenexa  
I also swim other times on my own, not with Masters group  
Longview  
jewish community center  
I swim 2-3 times a week at Prairie life fitness but not the masters program because it's way too early.  
Paul Henson YMCA  
Prairie Life fitness has a M-W-F lunch group that I go to M and F  
Have been swimming @ Turner High School some. They are open @ 5:00 a.m. M-F so I sometimes swim on Monday there. A few times on Friday. Our LANE was swimming there M,W,F but switched back to RPAC once the pool re-opened. It is nice to swim outside (normally). We liked Turner but wanted to support RPAC.  
PV Pool  
Hallbrook where I am a member

**10. How many practices do you typically attend other pool facilities per week for Masters Swimming practice when Roeland Park is closed (example: Fall, Winter, Spring)? Please feel free to notate the facility name in the comment section. - Other responses**

**Answer**  
4 - 5

**10. How many practices do you typically attend other pool facilities per week for Masters Swimming practice when Roeland Park is closed (example: Fall, Winter, Spring)? Please feel free to notate the facility name in the comment section. - Comments**

**Answer**  
Not masters, go to Matt Ross  
Gladstone

# Masters Feedback - Comments

	I missed the entire season last year because the pool was closed. Very dissatisfied with the decision not to repair the dome.
	PLF
	This isn't normal, since RPAC has been open for so long, but last year I swam 4 - 6, but usually, just 4-5 swims.
	Turner Aquatic Center
	Gladstone Community Center, Turner High School
	with out Roeland Park on Saturdays and in the afternoon I have no where to swim with my team during the rest of year. I miss them.
	Turner High School
	Jewish Community Center
	After being left in the dust, there were no other masters program that fit my hours and needs. So swam on my own
	Prairie Life pool, Longview Recreation Center.
	There aren't many options for Masters swimming I when Roeland Park is closed.
	Longview
	I swim 2-3 times a week at Prairie life fitness but not the masters program because it's way too early.
	Sylvester Powell
	Paul Henson YMCA
	I practice on my own at a community center without a team or coach...not preferred, but it's sometimes the only choice.
	Historically we swam at RP until the end of the dome's life. This pushed us to look elsewhere.
	during the winter i was part of the group that went to turner high. so informal practice. it was a decent solution to the problem but should not be a final one for this group.
<b>11. How much do you currently pay per practice?If you pay a monthly membership or purchase a punch pass and do not pay per practice, please notate the pass type and the amount in the comment section. - Other responses</b>	
	<b>Answer</b>
	\$0
	\$4 or less
	\$150
	Quarterly
	Unsure
	50/month
<b>11. How much do you currently pay per practice?If you pay a monthly membership or purchase a punch pass and do not pay per practice, please notate the pass type and the amount in the comment section. - Comments</b>	
	<b>Answer</b>
	Matt Ross membership fees
	As mentioned, I have yet to attend a master's class, but use the Roeland Park pool
	I pay for my Genesis membership @\$30/month, superpass @\$100 for the summer and bought 1 punchcard for Blazers masters (only used 1 punch) and I buy Gladstone punchcards on a regular basis.
	Masters punchcard. As a side note, I don't think anyone would pay more than \$6 a practice. Attending 4 practices a week for 50 weeks (year-round) amounts to \$1200, which many would say is an absurd amount to spend on masters training.
	Monthly membership \$50
	Gladstone pass = \$4/swim. Truman = \$3/swim
	I buy a punch pass.

# Masters Feedback - Comments

	I have a membership to Lifetime Fitness, and pay monthly fee to KCWaves, and have a Swim Academy punchcard
	At RPAC, I pay \$60 for 10 punches. I feel that is too high. Swimmers buying a punch pass should be given a discount from the normal walk in rate.  At Turner High School over the winter, I paid \$150 for all practices from September through May. That was WAY cheaper for me!
	I belong to LFTFitness and Gladstone Community Center so I can have access to swimming. I pay 120.00 month just to have access without coach just so I can swim
	I purchase a pass for \$66
	I am in the silver sneakers program therefore my health insurance pays for my workouts
	75.00
	N/A
	I'm currently a member of PV Pool, and Prairie Life. I used to buy the \$80-ish punch card at RPAC, which I would continue to do even with my membership at PV and PL.
	\$70 punch pass.
	\$60 at a time at RP
	Master's Swimming Punch Pass 10/\$60
	I think the punch pass is currently \$6/practice.
	I think I pay \$80 per pass...
<b>12. What do you like about other pools for Masters Swimming that the Roeland Park Aquatic Center does not offer? - Responses</b>	
	<b>Answer</b>
	Other pools have much better locker rooms.
	better changing and post swim facilities, such as shower changing room access to outlets and a hot tub
	year round access
	They are closer to my home
	Nicer showers, more long distance lanes, cooler water, better air quality, cleanliness in general
	Currently, available for the winter season.
	Currently, 50m lengths. Roeland Park has this capability when the bulkhead is down, but the shallow turn end is too shallow.
	Previous pools I have swum in were all deeper than this. It's a lot to ask from a multi-use facility without a variable depth bottom.
	More flexible hours. Closer to home. Availability of a pool to practice in winter.
	I prefer roeland park. It's much nicer. However, midday sessions are great in winter.
	They're open.
	Year round swimming. Nicer locker room.
	For the last year, indoor practice
	Other than a working bulk head RP is a great place to swim.
	I prefer Roeland Park over any other pool.location and the teammates and friends I have made.i prefer Roeland Park.
	Currently, they are open 12 months ; current RPAC has not been

# Masters Feedback - Comments

Cool water in the summer
Long course swimming!!
Nicer locker rooms
50 Meters training all summer.
Cleanliness, well maintained
A clean locker room!! Swim year round
Roland Park has the best organized swimming practice in the metro area for today
water is not quite as cold.
It's organized. Since we lost Josie, things seem scattered. I want to know I can go each time and have an organized practice that will push me. Masters under Josie was growing - it was a community and had lots of people of all levels. If you create an environment like this, it will grow again.
I like Roeland Park the best! Location is perfect. I like a 50 meter pool, when possible.
Close proximity to my house.
Cleanliness of locker room and showers (sorry). Roeland Park bathrooms and showers are really the worst (again, sorry)
Reservations for swim lessons for triathlon
The location is ideal for the Red's Triathlon group to meet together since the group is centralized in Prairie Village
convenience to home
N/A
Working digital pace clock
Winter accessibility
I can't think of anything.
I like 50m PV pool.
Not sure
After a few years of trying to schedule practices for the masters when the dome was being installed or removed, I found that it served the KC Blazers masters better if I did not. Having our masters swim with other groups 1-2 weeks per year helped advertise our program. We always got new swimmers after dome week.
NA
All year round swimming
Hot Tubs
Better locker rooms to change in.
time flexibility - I can practice at Prairie Life Center whenever it is open, but prefer to do so at designated practice times with other masters swimmers.
Quality locker rooms/showers with climate controlled space. Evening practice times.
Hot tub
Better weekend hours.
Chlorine levels at RPAC are hard on my sinuses, others are much gentler.
Hours and availability and recently other pools have been reliable--RPAC has not always been.
PV provides a 50 m long course option. bathrooms at rpac are not great and need improvements.
Clean new locker rooms.

Masters Feedback - Comments

Roeland Park is my favorite
<b>13. What do you like about the Roeland Park Aquatic Center in comparison to other facilities for the Masters Swimming program? - Responses</b>
<b>Answer</b>
Plenty of lanes and lap space.
easy access for me, availability in the winter (at least it was)
The fact that we can swim in off season under the dome in a pool that is strictly for swim training.
good pool for training, large space.
Meeting the group that trains there
It's a 50m outdoors
Location, number of lanes available
More lanes
Location and proximity to home.
50 meter pool
Your Master's program's wheels have fallen off due to mismanagement by Marshall McKinney and JCPRD. He should be fired. I think RP should sue JCPRD for not keeping the bulkhead and the dome in shape, take the money and warn Lenexa how crappy JCPRD honors their end of the agreements.
Lane width, pool depth and water temp is good for lap swimming/workouts. ( Except the water temp is on the warm side when the weather is hot)
This has been my primary swimming place for 6 years. I love the group & the coach. It's also close to my house. I love the versatility of lane length.
I feel it is easily located for most people. It Offers both yards and meters. Offers enough lanes and pool space for all groups of swimmers.
Good facility, plenty big enough to accommodate the size of the team.
Location & # of lanes! plus the people who choose to swim at this pool. Been part of JCPDR masters for 25+ years
Lots of lanes Location Good practice times Ability to swim SCY and SCM
Location
Lots of lap lanes and location. Good coaching when we have it.
close proximity
They cover a lot of yards in a short period of time
the dome, the lane avail
It's an amazing facility!!! The pool is clean and there is plenty of room. It's seriously one of the best pools around. So much potential!!!
Done for winter swimming
Location.
Bubble/use for winter 50M lane when open I like to train with my group and this is closer for most of them. Swim suit wringer Lots of lanes
50 meter pool !!!!!!!!!!!!!!!!!!!!!
It's a location



# Masters Feedback - Comments

nice pool
Rowland Park has let the Reds Tri team have clinics and practices there.
Only swim at RP
Brewer pool, more and wider lanes.
Nice pool temp for swimming, clean water - not overloaded with chemicals, yards and meters, short and long course.
I like that it's open throughout the year, which PV pool doesn't offer.
Not sure.
I like the versatility of the pool. Being able to run a relay meet in three different courses in the same day is awesome!
clean, well-maintained pool, wide lanes, and always an open lane because we can share with similar speeds and the same workout.
Location
And all year round with a dome
25 meter lanes, a coach
The group of swimmers I practice with, the air quality when the dome is up is usually good (often better than indoor air at PLC).
Potential access to 50 meter training lanes. Special times for only Master's swimming and use of most of the pool so we can have lanes tailored to varying ability levels.
Different pool lengths, clarity of the water
Good location, hate the chlorine.
Number of lanes, configuration, distance from my home, distance to work. Adequate but not great shower facilities @ RP--not really a strong point tho.
the early hours, the dome, central location, easy parking.
I love the outdoor pool - swimming outside in the summer is a great experience.
Timing of sessions. Close to work...love the people.
<b>14. On average, how many lanes do you feel are needed for a Masters Swimming practice? - Other responses</b>
<b>Answer</b>
Have yet to attend a masters class
See comment
This is hilarious. You guys have no idea
see comment
4-5
depends if SC or LC
<b>14. On average, how many lanes do you feel are needed for a Masters Swimming practice? - Comments</b>
<b>Answer</b>
I think you could get more triathletes that are maybe are not your elite swimmers but working on swimming and appreciate swimming with others and having a workout if you had more lanes and offered options for just those that want to swim their workout from their coach. Josie was great about that. It just depends if you only want elite swimmers
Depends on the day... Saturday ACS would require more. Length of pool is also a factor.
More during the Saturday practices since attendance is higher.
As both a former competitive swimmer and coach, I can confidently say that it depends on the number of swimmers present and the length of the pool. For a 25 yard or meter lane, no more than 4 people per lane. A 50 Meter lane can accommodate more, up to 8. Most of the facilities I have swum at have the entire pool reserved for Masters practice, enabling the coach the flexibility to adjust lanes as necessary.

# Masters Feedback - Comments

	Since Masters has been run so badly over the last year there are hardly any swimmers showing up, but if it was 3 years ago. 4 long course meters, and 8 short course meters or yards.
	Depends on the number of swimmers - our Lane is fine with as many as 4 or 5 in one lane but we have been swimming together for years now and know each other well
	Saturday mornings we need more because we have more swimmers and a greater variety of speeds.
	Really depends on how many swimmers show up and the range of difference in speed.
	5 or 6 would be ideal, but we could make it work with 4. Less than 4 lanes would probably not be feasible at most practices because of different skill levels.
	Mainly on Saturday due to large number of swimmers and varied skill levels. Otherwise 6-8 during weekdays
	it really depends on how big the program is - but ~ 6 lanes seems minimum? tho, again, depends on how big the program is.
	This really depends on the size of the group. I practice with a smaller group so 4 is sufficient.
	N/A
	4!lanes are fine for long course.
	I always tried to accommodate three different ability/experience levels at the masters practices. Each group usually needed at least 2 lanes. The last week that I was coaching in Kansas City, I had over 30 swimmers at each practice.
	It depends on the number of participants.
	It varies between SCY and LCM
	depends on course. For short course, I think 5 lanes is appropriate. For long course, only thee to four lanes are needed.
	If swimming short course, then more lanes are needed to accommodate swimmers. Long course can manage more people per lane without feeling crowded or being hindered in a set. 4-5 people per lane short course is ideal with 6-7 long course. So it would depend on the average number of swimmers and the distance the pool is set for. 6 lanes would likely accommodate for now.
	This is a short course number. Long course 4
	We have gotten squeezed down to 4 with other HS practices and this is very tight.
<b>15. How many practices would you attend the Roeland Park Aquatic Center per week for Masters Swimming practice if it was available through the fall? - Other responses</b>	
	<b>Answer</b>
	See comment
	Stupid question
	2-3
<b>15. How many practices would you attend the Roeland Park Aquatic Center per week for Masters Swimming practice if it was available through the fall? - Comments</b>	
	<b>Answer</b>
	If it's still outdoors and pool cools down
	A minimum of 4, but up to 6 if all weekday mornings were offered.
	What times would the practices be?
	I may be able to do 3. Depends on my work schedual
	Please keep the pool open through the fall!!! It's warm enough and I will definitely keep coming as long as it's open!
	1-2
	I would attend Reds Tri team clinics
	I'd like to swim more, see note about chlorine level.

Masters Feedback - Comments

	2 or 3 depending on my out of town work schedule.
	and maybe 4 practices if I can get motivated!
<b>16. If it was available in the fall, what is the earliest practice start time you could attend (1.5 hour practice)? - Other responses</b>	
<b>Answer</b>	
	5:30 am
	5:00 AM
	5:30 AM
	5:30am
	5 am
	early am
<b>16. If it was available in the fall, what is the earliest practice start time you could attend (1.5 hour practice)? - Comments</b>	
<b>Answer</b>	
	Practices need to happen early for my work schedule.
	Would not do evenings
	I would only be able to swim there w/Masters on Saturday mornings and afternoon practices.
	I swim in the mornings.
	Depending on location. RP 5:30, other 6:00
	I would rather swim in the morning or have a noon option
	I work for myself so am flexible. anytime.
	I prefer early morning practices
	530 am
	5:30-7:00am seemed to work for most people, but a few still needed to leave around 7:15am. The most important thing is getting the most people together to swim. If a few arrive late or leave early, that is o.k. Keeping the core of the group together is important.
	Not sure I would do an evening time. I would do early morning 5:30 a.m.
<b>17. If it was available in the fall, what is the latest practice start time you could attend (1.5 hour practice)? - Other responses</b>	
<b>Answer</b>	
	5:30 am
	6:00 AM
	5:30 AM
	see comment
	5:30am
<b>17. If it was available in the fall, what is the latest practice start time you could attend (1.5 hour practice)? - Comments</b>	
<b>Answer</b>	
	Need to be done by 7:30AM
	Would not do evenings
	Could do any time on Saturdays and Noon during the week.
	I swim in the mornings.
	Putting practice closer to the end of work would probably boost numbers. When people get all the way home from work, they are less likely to come back out to the pool to swim.
	Again not sure I would do evening practice.

Masters Feedback - Comments

<b>18. If it was available in the fall, what is your preferred practice start time (1.5 hour practice)? - Other responses</b>	
<b>Answer</b>	
	5:30 am
	5:30 AM
	5:30 AM
	5:30am
	Any
	early am
	either the earlier one or the later one
<b>18. If it was available in the fall, what is your preferred practice start time (1.5 hour practice)? - Comments</b>	
<b>Answer</b>	
	I see nothing wrong with the practice times which are offered now.
	Would not do evenings
	I swim in the mornings.
	Or 6:15
	My preferred start time is 5:30 a.m.
<b>19. How many practices would you attend the Roeland Park Aquatic Center per week for Masters Swimming practice if it was available year-round? - Other responses</b>	
<b>Answer</b>	
	See comment
	You guys have my attendance
	2-3
<b>19. How many practices would you attend the Roeland Park Aquatic Center per week for Masters Swimming practice if it was available year-round? - Comments</b>	
<b>Answer</b>	
	Again, air quality and temperature of pool would need to be ideal.
	Again, a minimum of 4, but up to 6 if all weekday mornings were offered.
	4 - 6 practices a week if the times were early morning and evening 6:30 or later.
	please!!! bring it back!!
	1-2
	2 or 3
<b>20. Would you prefer to pay per practice, use a punch card or have a monthly membership? - Other responses</b>	
<b>Answer</b>	
	Either
	I'll do the one that costs the least
	Silver sneakers
	Options for per practice and punch card
	No preference
<b>20. Would you prefer to pay per practice, use a punch card or have a monthly membership? - Comments</b>	
<b>Answer</b>	

# Masters Feedback - Comments

	Either
	See previous comments.
	Either a punch card or monthly membership would be ideal, as long as you get a discount/reward for purchasing in bulk. With the current pricing structure, there is no discount or incentive to purchasing a punch card because the price per practice is the same price as the punch card. If you are committing to more practices via a punch card, you should get a slight discount.
	Really does not matter
	Mini pools in the area accept silver sneakers for people who are over age 65
	Monthly would be great if the rate made sense for my number of practices.
	We used punch cards most of the time I was at Roeland Park. However, a monthly fee increases in value the more you use it. It gives incentive for swimmers to come to the pool and be more fit. Using a punch card saves you money when you stay home - it is counterintuitive.
	Which ever choice would be most economical to use.
	Any is fine
<b>21. If your preferences were met as previously ranked, what is the maximum you would be willing to pay per practice? - Other responses</b>	
	<b>Answer</b>
	5
	7-8
	5
<b>21. If your preferences were met as previously ranked, what is the maximum you would be willing to pay per practice? - Comments</b>	
	<b>Answer</b>
	See previous comments.
	I will pay \$6 but that's too much. If you buy a punch card, each practice should be no more than \$5.
	If we had a coach on deck Maybe 10.00
	If it were more than ~ \$6 / practice, I would reduce how frequently I swim.....probably 1 x a week vs 3. unfortunately I have a masters taht I don't like nearly as much but is available for free w/ my gym membership....so it makes it hard to justify paying an extra \$30 a week (\$120) a month for just swimming when I pay \$65/ month for my gym membership. However, I do understand that in comparison to other fitness programs, \$120 / month is reasonable. Bar memberships and such things are ~100.
	It's not a question of whether amounts above \$7 are reasonable, but for me, with a membership at a health club near my home, practices at RPAC are an incremental cost, but I would still go to RPAC occasionally because of the group of swimmers I practice with there.
	Probably \$7 I might go higher. My retirement plan is doing fine.
<b>22. Please rate your satisfaction with the Roeland Park Aquatic Center. - Comments</b>	
	<b>Answer</b>
	I have only participated in Masters when Josie was their coach.
	This is for the summer 2018 season, and it points out that Chris just began coaching less than a month ago and half way through the summer.
	Could use better workout clock(s). Would like to be able to have 50M lanes available. Would like the ladder by the diving boards able to be removed for workouts.
	Communication has been much better recently
	RP pool declined over the years. It became run down things broke and were not repaired. It was sad to see it's decline and eventual demise.
	I would rate Coaching currently as Average and the Pool Staff as Good.
	Saturday AM practice starts too late. Would also like Monday and Friday AM practices.

## Masters Feedback - Comments

	It's good now but for how long? It's a shame that this state of the art facility was poorly maintained and managed. The pool has only been painted maybe 3 x in 20 plus years. The dome upkeep was lack of upkeep and would not have been in this disrepair if preventative maintenance was taken care of, from lockers rooms, cracks in pool, bulkhead etc. Its very sad that NE JOCo pool is in this situation.
	The Aquatic center needs to be open year round
	Frankly the woman people call 'wags' (don't know her full name) is often quite unpleasant to deal with. Very snippy. Perhaps if communication with masters swimmers was made clear (and props to Marshall bc/ he's been doing a great job) and staff and swimmers all knew what was going on, she'd have less reason to feel the need to be so rude? This facility has so much potential - I would love to see some clear direction for its use.
	The locker rooms and showers are poor, but the pool is excellent. I really don't care about the showers and locker room. But, if there is one thing I would recommend for an improvement it would be that.
	During my time there I lodged a few complaints about the pool staff at Roeland Park. Many of the lifeguards did not enforce safety guidelines and were not very polite to patrons.
	Too much chlorine!!!!
	This is random but I feel marketing to Tri-athletes seems it could have a better return than marketing to local hotels--neither would be that difficult to do however.
<b>23. Please select where you receive information about the Roeland Park Aquatic Center. - Other responses</b>	
	<b>Answer</b>
	from Masters Coach
	emails from the coach or other masters
	Swimmers and staff at pool
	Masters emails from Marshall
<b>23. Please select where you receive information about the Roeland Park Aquatic Center. - Comments</b>	
	<b>Answer</b>
	JCPRD Masters web page
	emails from Masters Coach
<b>24. Please feel free to provide additional feedback about the Roeland Park Aquatic Center. - Responses</b>	
	<b>Answer</b>
	I would love to have the master's team back as a year round program. The older I get, the harder it is to stay in shape--I depended on master's to keep my motivated and fit. I suspect many others feel the same. I would love to be back in the water "full time." :)
	Triathletes need a place to practice swimming and in the winter this is a chance for coaches to offer clinics to help get swimmers ready for race season, especially for KC Tri. I know my coach could probably offer 6x the number of clinics if she could find a near by place with reasonable lane costs. I am sure she is NOT the only coach though
	Please keep the pool/dome open year round if at all possible. I use it 2-3 times per week when the other JoCo pools are closed (Sept-May), and again intend on participating in Masters from time to time if available.
	This is an amazing facility-please do the right thing by investing as much as is needed to keep it relevant for years to come!
	Sue JCPRD for failure to fulfill their end of the 20 year maintenance. Have Marshall McKinney fired for failure to do his job.
	Examples, he is horrible returning calls and emails. His success rate is around 30% and rarely addresses the questions asked.
	He misses meetings he demands employees to attend and doesnt apologize nor reschedule.



# Masters Feedback - Comments

	I think that RPAC is a huge asset to the community in general and especially to adults who want to swim. Swimming is one of a handful of lifetime fitness activities. With good organization and coaching this program could grow.
	I love the RP pool. Been swimming on a regular basis there since it opened. Since it closed I have very limited access to other pools. The pool closing for me was devastating. Not being able to swim especially w/my team brings down the quality of my life. I know others personally whos health has been affected by not being able to swim there.
	There is a need for an indoor swimming facility in the central part of town year round. The new facility in Lenexa is not open yet and even when it is, it is far west of where a lot of people live. Please strongly consider operating RPAC year round. We don't mind swimming outside year round. You just need a tent with a heater for the deck coach.
	I still feel very strongly that RP should not have to burden all of the costs moving forward. JoCo residents pay tax \$\$ and our house appraisal keeps going up so to not renew the partnership is very sad. I hope the new SM Aquatic facility doesn't get mismanaged as with this facility. There are enough swimmers who would attend both SM and RP
	Roland Park is a truly exceptional flexible facility to accommodate swimmers of all ages
	As mentioned, this facility has so much potential. As a triathlon coach, I would love to be able to rent lanes for use. At present, I am able to do this at Longview Community College - I'd be happy to bring in my agreement with them to see if we could set up something similar? RP Pool is a treasure!! I so hope it can be saved.
	Thanks having the ability to have a lane reserved for coaching
	I am a triathlete and our community desperately needs swim facilities like RP. Thank you!
	I hope that the aquatic center can continue to provide year-round aquatic programs for northern Johnson County and others who are close to the area. The facility is capable of fostering an entire spectrum of aquatic activity.
	Thank you for looking into the future use of Roeland Park. As a resident of Kansas City, Missouri, it is a true gem for my triathlon practice needs. My tri coach would rent time, if it were available.
	It has been a great asset to the swimming community over the years, and having had kids who were KC Blazers for more than a decade, I appreciated its availability for use by competitive age group swimmers, both for practice and meets, year round with the dome.
	Would love to see the Roeland Park Aquatic Center stay open for the public & especially for lap swimming.
	The location of the pool services the needs of several surrounding communities and brings people to Roeland Park who stop to grab a bite to eat or pick up groceries or buy whatever on their way back to their communities. Limiting access to this facility to only 3 months per year will likely impact other businesses in the Roeland Park area.
	One last time, too much chlorine.
	I liked Water's Edge Website--I know where I will try and swim next time I have business in Des Moines.
	The citizens of RP need to understand they have a wonderful asset in RPAC. It is fair to say they have not embraced its full potential and it would be a shame to squander such an opportunity to deliver something that the entire metro can benefit from. RP has 3 institutions:Miege,Walmart,RPAC. They should fully support all these especially welnes

## Constant Contact Survey Results

**Survey Name:** Roeland Park Aquatic Center - User Group Feedback Needs Assessment

**Response Status:** Partial & Completed

**Filter 1:** Lap swimming to: *Please select which group you are representing in this survey.*

9/13/2018 3:38 PM CDT

### 1. Please enter your information below.

First Name	7
Last Name	7
Email Address	7
Postal Code	7

### 2. Please select which group you are representing in this survey.

	Number of Response(s)	Response Ratio
Lap swimming	7	100.0%
Water Polo	0	0.0%
Swim Academy Swim Team	0	0.0%
Bishop Miege	0	0.0%
Other	0	0.0%
No Responses	0	0.0%
<b>Total</b>	<b>7</b>	<b>100%</b>

### 3. Please select the City in which you live.

	Number of Response(s)	Response Ratio
Roeland Park, KS	2	28.5%
Overland Park, KS	3	42.8%
Shawnee, KS	0	0.0%
Leawood, KS	0	0.0%
Lenexa, KS	0	0.0%
Westwood, KS	0	0.0%
Olathe, KS	0	0.0%
Fairway, KS	1	14.2%
Prairie Village, KS	0	0.0%
Kansas City, KS	0	0.0%
Kansas City, MO	1	14.2%
Other	0	0.0%
<b>Total</b>	<b>7</b>	<b>100%</b>

## Lap Swimming - Summary

### 4. Please rank your priorities in regards to your program. If this question does not apply to you, please skip it; otherwise, all options must be ranked.

Top number is the count of respondents selecting the option. Bottom % is percent of the total respondents selecting the option.

	<b>Most</b>					
	<b>1</b>	<b>2</b>	<b>3</b>	<b>4</b>	<b>5</b>	<b>6</b>
Fees	0 0%	0 0%	0 0%	1 17%	3 50%	2 33%
Practice schedule	1 17%	2 33%	1 17%	0 0%	1 17%	1 17%
Pool location	1 17%	0 0%	2 33%	2 33%	1 17%	0 0%
One swimmer per lane	0 0%	1 17%	2 33%	1 17%	1 17%	1 17%
Using Roeland Park Aquatic Center	4 67%	1 17%	1 17%	0 0%	0 0%	0 0%
Having a pool to use (not Roeland Park specifically)	0 0%	2 33%	0 0%	2 33%	0 0%	2 33%
5 Comment(s)						

### 5. How far are you willing to drive to participate in your program?

	<b>Number of Response(s)</b>	<b>Response Ratio</b>
Less than 5 minutes	0	0.0%
5 - 9 minutes	3	42.8%
10 - 19 minutes	4	57.1%
20 - 29 minutes	0	0.0%
30 or more minutes	0	0.0%
Other	0	0.0%
No Responses	0	0.0%
<b>Total</b>	<b>7</b>	<b>100%</b>
3 Comment(s)		

## Lap Swimming - Summary

### 6. How many times do you participate in your program per week?

	Number of Response(s)	Response Ratio
1	0	0.0%
2	4	57.1%
3	2	28.5%
4	0	0.0%
5	0	0.0%
6+	1	14.2%
I participate occasionally throughout the year, but not on a regular	0	0.0%
N/A	0	0.0%
Other	0	0.0%
No Responses	0	0.0%
<b>Total</b>	7	100%
3 Comment(s)		

### 7. How many times do you participate in your program at the Roeland Park Aquatic Center in the summer?

	Number of Response(s)	Response Ratio
0	0	0.0%
1	0	0.0%
2	2	28.5%
3	4	57.1%
4	0	0.0%
5	0	0.0%
6+	1	14.2%
I participate occasionally but not on a regular weekly basis	0	0.0%
N/A	0	0.0%
Other	0	0.0%
No Responses	0	0.0%
<b>Total</b>	7	100%
0 Comment(s)		

## Lap Swimming - Summary

**8. Please select the days and frequency you participate in your program at the Roeland Park Aquatic Center. If there are additional or preferred times not offered you would attend if available, please note those in the comment section.**

**1 = Frequently, 2 = Occasionally, 3 = Never, 4 = N/A**

Top number is the count of respondents selecting the option. Bottom % is percent of the total respondents selecting the option.

	<b>1</b>	<b>2</b>	<b>3</b>	<b>4</b>
Monday	4 57%	3 43%	0 0%	0 0%
Tuesday	3 43%	4 57%	0 0%	0 0%
Wednesday	3 43%	3 43%	1 14%	0 0%
Thursday	2 29%	5 71%	0 0%	0 0%
Friday	2 33%	4 67%	0 0%	0 0%
Saturday	3 60%	2 40%	0 0%	0 0%
Sunday	3 60%	2 40%	0 0%	0 0%

2 Comment(s)

**9. How many times do you participate in your program at other pool facilities per week in the summer (not Roeland Park)? Please feel free to note the facility name in the comment section.**

	<b>Number of Response(s)</b>	<b>Response Ratio</b>
0	4	57.1%
1	1	14.2%
2	0	0.0%
3	0	0.0%
4	0	0.0%
5	0	0.0%
6+	0	0.0%
I participate occasionally but not on a regular weekly basis	0	0.0%
N/A	1	14.2%
Other	0	0.0%
No Responses	1	14.2%
<b>Total</b>	<b>7</b>	<b>100%</b>

2 Comment(s)

# Lap Swimming - Summary

10. How many times do you participate in your program per week when Reoland Park is closed (example: Fall, Winter, Spring)?Please feel free to notate the facility name in the comment section.

	Number of Response(s)	Response Ratio
0	0	0.0%
1	1	14.2%
2	1	14.2%
3	1	14.2%
4	1	14.2%
5	0	0.0%
6+	0	0.0%
I participate occasionally but not on a regular weekly basis	2	28.5%
N/A	1	14.2%
Other	0	0.0%
No Responses	0	0.0%
<b>Total</b>	7	100%
2 Comment(s)		



# Lap Swimming - Summary

**11. Lap Swimming & Water Polo Programs: How much do you currently pay per day? If you pay a monthly membership or purchase a punch pass and do not pay per day, please notate the pass type and the amount in the comment section.**

	Number of Response(s)	Response Ratio
\$1	0	0.0%
\$2	0	0.0%
\$3	0	0.0%
\$4	0	0.0%
\$5	0	0.0%
\$6	2	28.5%
\$7	0	0.0%
\$8	0	0.0%
\$9	0	0.0%
\$10	0	0.0%
\$11	0	0.0%
\$12	0	0.0%
\$13	0	0.0%
\$14	0	0.0%
\$15	0	0.0%
Monthly membership	0	0.0%
Punch pass	2	28.5%
Other	3	42.8%
<b>Total</b>	<b>7</b>	<b>100%</b>
4 Comment(s)		

## Lap Swimming - Summary

### 12. Swim Team Program: How much do you currently pay per lane per day on average?

	Number of Response(s)	Response Ratio
\$1	0	0.0%
\$2	0	0.0%
\$3	0	0.0%
\$4	0	0.0%
\$5	0	0.0%
\$6	0	0.0%
\$7	0	0.0%
\$8	0	0.0%
\$9	0	0.0%
\$10	0	0.0%
\$11	0	0.0%
\$12	0	0.0%
\$13	0	0.0%
\$14	0	0.0%
\$15	0	0.0%
Other	2	66.6%
<b>Total</b>	3	100%
2 Comment(s)		

### 13. What do you like about other pools for your program that the Roeland Park Aquatic Center does not offer?

5 Response(s)

### 14. What do you like about the Roeland Park Aquatic Center in comparison to other facilities for your program?

7 Response(s)

# Lap Swimming - Summary

## 15. On average, how many lanes do you feel are needed for your program during a typical practice/session?

	Number of Response(s)	Response Ratio
2	0	0.0%
3	1	14.2%
4	1	14.2%
5	1	14.2%
6	0	0.0%
7	0	0.0%
8	1	14.2%
9	0	0.0%
10	1	14.2%
11	0	0.0%
12	0	0.0%
13	0	0.0%
14	0	0.0%
Other	1	14.2%
No Responses	1	14.2%
<b>Total</b>	7	100%
2 Comment(s)		

## 16. How many days per week would you attend the Roeland Park Aquatic Center for your program if it was available through the fall?

	Number of Response(s)	Response Ratio
0	0	0.0%
1	0	0.0%
2	0	0.0%
3	6	85.7%
4	0	0.0%
5	0	0.0%
6+	1	14.2%
I would practice occasionally but not on a regular weekly basis	0	0.0%
Other	0	0.0%
No Responses	0	0.0%
<b>Total</b>	7	100%
0 Comment(s)		

# Lap Swimming - Summary

## 17. If it was available in the fall, what is the earliest start time you could attend for your program?

	Number of Response(s)	Response Ratio
3:30 p.m.,	1	14.2%
4 p.m.	1	14.2%
4:30 p.m.	0	0.0%
5 p.m.	0	0.0%
5:30 p.m.	2	28.5%
6 p.m.	0	0.0%
6:30 p.m.	0	0.0%
7 p.m.	0	0.0%
7:30 p.m.	0	0.0%
8 p.m.	0	0.0%
Other	2	28.5%
No Responses	1	14.2%
<b>Total</b>	7	100%
2 Comment(s)		

## 18. If it was available in the fall, what is the latest start time you could attend for your program?

	Number of Response(s)	Response Ratio
3:30 p.m.,	0	0.0%
4 p.m.	0	0.0%
4:30 p.m.	0	0.0%
5 p.m.	0	0.0%
5:30 p.m.	0	0.0%
6 p.m.	0	0.0%
6:30 p.m.	0	0.0%
7 p.m.	3	42.8%
7:30 p.m.	1	14.2%
8 p.m.	1	14.2%
Other	1	14.2%
No Responses	1	14.2%
<b>Total</b>	7	100%
2 Comment(s)		

# Lap Swimming - Summary

## 19. If it was available in the fall, what is your preferred start time for your program?

	Number of Response(s)	Response Ratio
3:30 p.m.,	1	14.2%
4 p.m.	0	0.0%
4:30 p.m.	2	28.5%
5 p.m.	0	0.0%
5:30 p.m.	0	0.0%
6 p.m.	0	0.0%
6:30 p.m.	1	14.2%
7 p.m.	0	0.0%
7:30 p.m.	0	0.0%
8 p.m.	0	0.0%
Other	2	28.5%
No Responses	1	14.2%
<b>Total</b>	7	100%
1 Comment(s)		

## 20. How many times per week would you attend the Roeland Park Aquatic Center for your program if it was available year-round?

	Number of Response(s)	Response Ratio
0	0	0.0%
1	0	0.0%
2	0	0.0%
3	5	71.4%
4	1	14.2%
5	0	0.0%
6+	1	14.2%
I would practice occasionally but not on a regular weekly basis	0	0.0%
Other	0	0.0%
No Responses	0	0.0%
<b>Total</b>	7	100%
0 Comment(s)		

## Lap Swimming - Summary

**21. Lap Swimming & Water Polo Programs: If your preferences were met as previously ranked, what is the maximum you would be willing to pay per day?**

	Number of Response(s)	Response Ratio
\$4 - \$5	2	28.5%
\$6 - \$7	1	14.2%
\$8 - \$9	0	0.0%
\$10 - \$11	2	28.5%
\$12 - \$13	0	0.0%
N/A	1	14.2%
Other	1	14.2%
No Responses	0	0.0%
<b>Total</b>	<b>7</b>	<b>100%</b>
2 Comment(s)		

**22. Swim Team Program: If your preferences were met as previously ranked, what is the maximum you would be willing to pay per lane per hour?**

	Number of Response(s)	Response Ratio
\$4 - \$5	1	14.2%
\$6 - \$7	0	0.0%
\$8 - \$9	0	0.0%
\$10 - \$11	0	0.0%
\$12 - \$13	1	14.2%
N/A	3	42.8%
Other	0	0.0%
No Responses	2	28.5%
<b>Total</b>	<b>7</b>	<b>100%</b>
0 Comment(s)		



## Lap Swimming - Summary

### 23. Please rate your satisfaction with the Roeland Park Aquatic Center.

**1 = Excellent, 2 = Good, 3 = Average, 4 = Poor, 5 = N/A**

Top number is the count of respondents selecting the option. Bottom % is percent of the total respondents selecting the option.

	<b>1</b>	<b>2</b>	<b>3</b>	<b>4</b>	<b>5</b>
Overall satisfaction with the Roeland Park Aquatic Center	2 29%	3 43%	2 29%	0 0%	0 0%
Program fees	2 29%	3 43%	2 29%	0 0%	0 0%
Practice schedule	1 14%	3 43%	1 14%	2 29%	0 0%
Pool location	5 71%	1 14%	1 14%	0 0%	0 0%
Parking	5 71%	1 14%	1 14%	0 0%	0 0%
Number of lanes	4 57%	2 29%	1 14%	0 0%	0 0%
Restrooms/changing rooms	0 0%	2 29%	4 57%	1 14%	0 0%
Program hours/schedule and availability of space	1 14%	1 14%	3 43%	2 29%	0 0%
Pool and facility cleanliness	0 0%	5 71%	2 29%	0 0%	0 0%
Communication about program	0 0%	3 43%	2 29%	2 29%	0 0%

3 Comment(s)

Lap Swimming - Summary

**24. Please select where you receive information about the Roeland Park Aquatic Center.**

	<b>Number of Response(s)</b>	<b>Response Ratio</b>
City of Roeland Park website	2	28.5%
Johnson County Parks and Recreation website	4	57.1%
Facebook	2	28.5%
Word of mouth/friends	4	57.1%
Roeland Park Community Center	0	0.0%
Email or electronic newsletters	1	14.2%
My JCPRD printed activities brochure	1	14.2%
NextDoor App	0	0.0%
Shawnee Mission Post	2	28.5%
Twitter	0	0.0%
Other	1	14.2%
<b>Total</b>	<b>7</b>	<b>100%</b>
1 Comment(s)		

**25. Please feel free to provide additional feedback about the Roeland Park Aquatic Center.**

4 Response(s)

# waters e

## AQUATIC DE

### Constant Contact Survey Results

**Survey Name:** Roeland Park Aquatic Center - User Group Feedback Needs Assessment

**Response Status:** Partial & Completed

9/13/2018 3:37 PM CDT

**The following result(s) are limited to 7 respondent(s) who answered:**

*Lap swimming*

*to: Please select which group you are representing in this survey.*

\*Please enter your information below.

Answers	Number of Response(s)
First Name	7
Last Name	7
Email Address	7
Postal Code	7

Please select which group you are representing in this survey.

Answer	0%	100%	Number of Response(s)	Response Ratio
Lap swimming			7	100.0 %
Water Polo			0	0.0 %
Swim Academy Swim Team			0	0.0 %
Bishop Miege			0	0.0 %
Other			0	0.0 %
No Response(s)			0	0.0 %
Totals			7	100%

\*Please select the City in which you live.

Answer	0%	100%	Number of Response(s)	Response Ratio
Roeland Park, KS	<div></div>		2	28.5 %
Overland Park, KS	<div></div>		3	42.8 %
Shawnee, KS			0	0.0 %
Leawood, KS			0	0.0 %
Lenexa, KS			0	0.0 %
Westwood, KS			0	0.0 %
Olathe, KS			0	0.0 %
Fairway, KS	<div></div>		1	14.2 %
Prairie Village, KS			0	0.0 %
Kansas City, KS			0	0.0 %
Kansas City, MO	<div></div>		1	14.2 %
Other			0	0.0 %
Totals			7	100%

Please rank your priorities in regards to your program. If this question does not apply to you, please skip it; otherwise, all options must be ranked.

1 = Most

Answer	1	2	3	4	5	6	Number of Response(s)	Ranking Score*
Fees	<div></div>						6	5.2
Practice schedule	<div></div>						6	3.2
Pool location	<div></div>						6	3.3
One swimmer per lane	<div></div>						6	3.8
Using Roeland Park Aquatic Center	<div></div>						6	1.5
Having a pool to use (not Roeland Park specifically)	<div></div>						6	4.0

\*The Ranking Score is the weighted average calculated by dividing the sum of all weighted rankings by the number of total responses.

How far are you willing to drive to participate in your program?

Answer	0%	100%	Number of Response(s)	Response Ratio
Less than 5 minutes			0	0.0 %
5 - 9 minutes	<div></div>		3	42.8 %
10 - 19 minutes	<div></div>		4	57.1 %
20 - 29 minutes			0	0.0 %
30 or more minutes			0	0.0 %
Other			0	0.0 %
No Response(s)			0	0.0 %
Totals			7	100%

How many times do you participate in your program per week?








Answer	0%	100%	Number of Response(s)	Response Ratio
1			0	0.0 %
2	<div></div>		4	57.1 %
3	<div></div>		2	28.5 %
4			0	0.0 %
5			0	0.0 %
6+	<div></div>		1	14.2 %
I participate occasionally throughout the year, but not on a regular weekly basis			0	0.0 %
N/A			0	0.0 %
Other			0	0.0 %
No Response(s)			0	0.0 %
Totals			7	100%

How many times do you participate in your program at the Roeland Park Aquatic Center in the summer?

Answer	0%	100%	Number of Response(s)	Response Ratio
0			0	0.0 %
1			0	0.0 %
2	<div></div>		2	28.5 %
3	<div></div>		4	57.1 %
4			0	0.0 %
5			0	0.0 %
6+	<div></div>		1	14.2 %
I participate occasionally but not on a regular weekly basis			0	0.0 %
N/A			0	0.0 %
Other			0	0.0 %
No Response(s)			0	0.0 %
Totals			7	100%

Please select the days and frequency you participate in your program at the Roeland Park Aquatic Center. If there are additional or preferred times not offered you would attend if available, please notate those in the comment section.

1 = Frequently, 2 = Occassionaly, 3 = Never, 4 = N/A

Answer	1	2	3	4	Number of Response(s)	Rating Score*
Monday					7	1.4
Tuesday					7	1.6
Wednesday					7	1.7
Thursday					7	1.7
Friday					6	1.7
Saturday					5	1.4
Sunday					5	1.4

\*The Rating Score is the weighted average calculated by dividing the sum of all weighted ratings by the number of total responses.

How many times do you participate in your program at other pool facilities per week in the summer (not Roeland Park)? Please feel free to notate the facility name in the comment section.

Answer	0%	100%	Number of Response(s)	Response Ratio
0	<div><div></div></div>		4	57.1 %
1	<div><div></div></div>		1	14.2 %
2			0	0.0 %
3			0	0.0 %
4			0	0.0 %
5			0	0.0 %
6+			0	0.0 %
I participate occasionally but not on a regular weekly basis			0	0.0 %
N/A	<div><div></div></div>		1	14.2 %
Other			0	0.0 %
No Response(s)	<div><div></div></div>		1	14.2 %
Totals			7	100%



How many times do you participate in your program per week when Reoland Park is closed (example: Fall, Winter, Spring)? Please feel free to notate the facility name in the comment section.

Answer	0%	100%	Number of Response(s)	Response Ratio
0			0	0.0 %
1	<div></div>		1	14.2 %
2	<div></div>		1	14.2 %
3	<div></div>		1	14.2 %
4	<div></div>		1	14.2 %
5			0	0.0 %
6+			0	0.0 %
I participate occasionally but not on a regular weekly basis	<div></div>		2	28.5 %
N/A	<div></div>		1	14.2 %
Other			0	0.0 %
No Response(s)			0	0.0 %
Totals			7	100%

Lap Swimming & Water Polo Programs: How much do you currently pay per day? If you pay a monthly membership or purchase a punch pass and do not pay per day, please notate the pass type and the amount in the comment section.

Answer	0%	100%	Number of Response(s)	Response Ratio
\$1			0	0.0 %
\$2			0	0.0 %
\$3			0	0.0 %
\$4			0	0.0 %
\$5			0	0.0 %
\$6	<div></div>		2	28.5 %
\$7			0	0.0 %
\$8			0	0.0 %
\$9			0	0.0 %
\$10			0	0.0 %
\$11			0	0.0 %
\$12			0	0.0 %
\$13			0	0.0 %
\$14			0	0.0 %
\$15			0	0.0 %
Monthly membership			0	0.0 %
Punch pass	<div></div>		2	28.5 %
Other	<div></div>		3	42.8 %
Totals			7	100%

### Swim Team Program: How much do you currently pay per lane per day on average?

Answer	0%	100%	Number of Response(s)	Response Ratio
\$1			0	0.0 %
\$2			0	0.0 %
\$3			0	0.0 %
\$4			0	0.0 %
\$5			0	0.0 %
\$6			0	0.0 %
\$7			0	0.0 %
\$8			0	0.0 %
\$9			0	0.0 %
\$10			0	0.0 %
\$11			0	0.0 %
\$12			0	0.0 %
\$13			0	0.0 %
\$14			0	0.0 %
\$15			0	0.0 %
Other	<div></div>		2	66.6 %
Totals			3	100%

### What do you like about other pools for your program that the Roeland Park Aquatic Center does not offer?

5 Response(s)

### What do you like about the Roeland Park Aquatic Center in comparison to other facilities for your program?

7 Response(s)






On average, how many lanes do you feel are needed for your program during a typical practice/session?

Answer	0%	100%	Number of Response(s)	Response Ratio
2			0	0.0 %
3	<div></div>		1	14.2 %
4	<div></div>		1	14.2 %
5	<div></div>		1	14.2 %
6			0	0.0 %
7			0	0.0 %
8	<div></div>		1	14.2 %
9			0	0.0 %
10	<div></div>		1	14.2 %
11			0	0.0 %
12			0	0.0 %
13			0	0.0 %
14			0	0.0 %
Other	<div></div>		1	14.2 %
No Response(s)	<div></div>		1	14.2 %
Totals			7	100%






How many days per week would you attend the Roeland Park Aquatic Center for your program if it was available through the fall?

Answer	0%	100%	Number of Response(s)	Response Ratio
0			0	0.0 %
1			0	0.0 %
2			0	0.0 %
3	<div></div>		6	85.7 %
4			0	0.0 %
5			0	0.0 %
6+	<div></div>		1	14.2 %
I would practice occasionally but not on a regular weekly basis			0	0.0 %
Other			0	0.0 %
No Response(s)			0	0.0 %
Totals			7	100%






If it was available in the fall, what is the earliest start time you could attend for your program?

Answer	0%	100%	Number of Response(s)	Response Ratio
3:30 p.m,			1	14.2 %
4 p.m.			1	14.2 %
4:30 p.m.			0	0.0 %
5 p.m.			0	0.0 %
5:30 p.m.			2	28.5 %
6 p.m.			0	0.0 %
6:30 p.m.			0	0.0 %
7 p.m.			0	0.0 %
7:30 p.m.			0	0.0 %
8 p.m.			0	0.0 %
Other			2	28.5 %
No Response(s)			1	14.2 %
Totals			7	100%




If it was available in the fall, what is the latest start time you could attend for your program?

Answer	0%	100%	Number of Response(s)	Response Ratio
3:30 p.m,			0	0.0 %
4 p.m.			0	0.0 %
4:30 p.m.			0	0.0 %
5 p.m.			0	0.0 %
5:30 p.m.			0	0.0 %
6 p.m.			0	0.0 %
6:30 p.m.			0	0.0 %
7 p.m.			3	42.8 %
7:30 p.m.			1	14.2 %
8 p.m.			1	14.2 %
Other			1	14.2 %
No Response(s)			1	14.2 %
Totals			7	100%

If it was available in the fall, what is your preferred start time for your program?

Answer	0%	100%	Number of Response(s)	Response Ratio
3:30 p.m.			1	14.2 %
4 p.m.			0	0.0 %
4:30 p.m.			2	28.5 %
5 p.m.			0	0.0 %
5:30 p.m.			0	0.0 %
6 p.m.			0	0.0 %
6:30 p.m.			1	14.2 %
7 p.m.			0	0.0 %
7:30 p.m.			0	0.0 %
8 p.m.			0	0.0 %
Other			2	28.5 %
No Response(s)			1	14.2 %
<b>Totals</b>			<b>7</b>	<b>100%</b>

How many times per week would you attend the Roeland Park Aquatic Center for your program if it was available year-round?

Answer	0%	100%	Number of Response(s)	Response Ratio
0			0	0.0 %
1			0	0.0 %
2			0	0.0 %
3			5	71.4 %
4			1	14.2 %
5			0	0.0 %
6+			1	14.2 %
I would practice occasionally but not on a regular weekly basis			0	0.0 %
Other			0	0.0 %
No Response(s)			0	0.0 %
<b>Totals</b>			<b>7</b>	<b>100%</b>

Lap Swimming & Water Polo Programs: If your preferences were met as previously ranked, what is the maximum you would be willing to pay per day?

Answer	0%	100%	Number of Response(s)	Response Ratio
\$4 - \$5	<div></div>		2	28.5 %
\$6 - \$7	<div></div>		1	14.2 %
\$8 - \$9			0	0.0 %
\$10 - \$11	<div></div>		2	28.5 %
\$12 - \$13			0	0.0 %
N/A	<div></div>		1	14.2 %
Other	<div></div>		1	14.2 %
No Response(s)			0	0.0 %
Totals			7	100%

Swim Team Program: If your preferences were met as previously ranked, what is the maximum you would be willing to pay per lane per hour?

Answer	0%	100%	Number of Response(s)	Response Ratio
\$4 - \$5	<div></div>		1	14.2 %
\$6 - \$7			0	0.0 %
\$8 - \$9			0	0.0 %
\$10 - \$11			0	0.0 %
\$12 - \$13	<div></div>		1	14.2 %
N/A	<div></div>		3	42.8 %
Other			0	0.0 %
No Response(s)	<div></div>		2	28.5 %
Totals			7	100%



Please rate your satisfaction with the Roeland Park Aquatic Center.

1 = Excellent, 2 = Good, 3 = Average, 4 = Poor, 5 = N/A

Answer	1	2	3	4	5	Number of Response(s)	Rating Score*
Overall satisfaction with the Roeland Park Aquatic Center						7	2.0
Program fees						7	2.0
Practice schedule						7	2.6
Pool location						7	1.4
Parking						7	1.4
Number of lanes						7	1.6
Restrooms/changing rooms						7	2.9
Program hours/schedule and availability of space						7	2.9
Pool and facility cleanliness						7	2.3
Communication about program						7	2.9

\*The Rating Score is the weighted average calculated by dividing the sum of all weighted ratings by the number of total responses.

Please select where you receive information about the Roeland Park Aquatic Center.

Answer	0%	100%	Number of Response(s)	Response Ratio
City of Roeland Park website			2	28.5 %
Johnson County Parks and Recreation website			4	57.1 %
Facebook			2	28.5 %
Word of mouth/friends			4	57.1 %
Roeland Park Community Center			0	0.0 %
Email or electronic newsletters			1	14.2 %
My JCPRD printed activities brochure			1	14.2 %
NextDoor App			0	0.0 %
Shawnee Mission Post			2	28.5 %
Twitter			0	0.0 %
Other			1	14.2 %
<b>Totals</b>			<b>7</b>	<b>100%</b>

Please feel free to provide additional feedback about the Roeland Park Aquatic Center.

4 Response(s)

## Constant Contact Survey Results

**Survey Name:** Roeland Park Aquatic Center - User Group Feedback Needs Assessment

**Response Status:** Partial & Completed

**Filter 1:** Water Polo to: *Please select which group you are representing in this survey.*

9/13/2018 3:39 PM CDT

### 1. Please enter your information below.

First Name	11
Last Name	11
Email Address	11
Postal Code	11

### 2. Please select which group you are representing in this survey.

	Number of Response(s)	Response Ratio
Lap swimming	0	0.0%
Water Polo	11	100.0%
Swim Academy Swim Team	0	0.0%
Bishop Miege	0	0.0%
Other	0	0.0%
No Responses	0	0.0%
<b>Total</b>	<b>11</b>	<b>100%</b>

### 3. Please select the City in which you live.

	Number of Response(s)	Response Ratio
Roeland Park, KS	1	9.0%
Overland Park, KS	1	9.0%
Shawnee, KS	0	0.0%
Leawood, KS	0	0.0%
Lenexa, KS	0	0.0%
Westwood, KS	0	0.0%
Olathe, KS	0	0.0%
Fairway, KS	0	0.0%
Prairie Village, KS	0	0.0%
Kansas City, KS	0	0.0%
Kansas City, MO	6	54.5%
Other	4	36.3%
<b>Total</b>	<b>11</b>	<b>100%</b>

# Water Polo - Summary

## 4. Please rank your priorities in regards to your program. If this question does not apply to you, please skip it; otherwise, all options must be ranked.

Top number is the count of respondents selecting the option. Bottom % is percent of the total respondents selecting the option.	Most					
	1	2	3	4	5	6
Fees	1 11%	1 11%	0 0%	2 22%	5 56%	0 0%
Practice schedule	1 11%	2 22%	4 44%	2 22%	0 0%	0 0%
Pool location	2 22%	2 22%	3 33%	2 22%	0 0%	0 0%
One swimmer per lane	0 0%	0 0%	0 0%	0 0%	0 0%	9 100%
Using Roeland Park Aquatic Center	4 44%	2 22%	0 0%	1 11%	2 22%	0 0%
Having a pool to use (not Roeland Park specifically)	1 11%	2 22%	2 22%	2 22%	2 22%	0 0%
2 Comment(s)						

## 5. How far are you willing to drive to participate in your program?

	Number of Response(s)	Response Ratio
Less than 5 minutes	0	0.0%
5 - 9 minutes	0	0.0%
10 - 19 minutes	3	27.2%
20 - 29 minutes	5	45.4%
30 or more minutes	1	9.0%
Other	0	0.0%
No Responses	2	18.1%
<b>Total</b>	<b>11</b>	<b>100%</b>
2 Comment(s)		

# Water Polo - Summary

## 6. How many times do you participate in your program per week?

	Number of Response(s)	Response Ratio
1	0	0.0%
2	6	54.5%
3	2	18.1%
4	1	9.0%
5	0	0.0%
6+	0	0.0%
I participate occasionally throughout the year, but not on a regular	0	0.0%
N/A	0	0.0%
Other	0	0.0%
No Responses	2	18.1%
<b>Total</b>	11	100%
1 Comment(s)		

## 7. How many times do you participate in your program at the Roeland Park Aquatic Center in the summer?

	Number of Response(s)	Response Ratio
0	0	0.0%
1	0	0.0%
2	6	54.5%
3	1	9.0%
4	1	9.0%
5	0	0.0%
6+	1	9.0%
I participate occasionally but not on a regular weekly basis	0	0.0%
N/A	0	0.0%
Other	0	0.0%
No Responses	2	18.1%
<b>Total</b>	11	100%
2 Comment(s)		

# Water Polo - Summary

**8. Please select the days and frequency you participate in your program at the Roeland Park Aquatic Center. If there are additional or preferred times not offered you would attend if available, please notate those in the comment section.**

**1 = Frequently, 2 = Occasionally, 3 = Never, 4 = N/A**

Top number is the count of respondents selecting the option. Bottom % is percent of the total respondents selecting the option.

	<b>1</b>	<b>2</b>	<b>3</b>	<b>4</b>
Monday	0 0%	0 0%	0 0%	0 0%
Tuesday	0 0%	0 0%	0 0%	0 0%
Wednesday	0 0%	0 0%	0 0%	0 0%
Thursday	9 100%	0 0%	0 0%	0 0%
Friday	0 0%	0 0%	0 0%	0 0%
Saturday	0 0%	1 100%	0 0%	0 0%
Sunday	9 100%	0 0%	0 0%	0 0%

2 Comment(s)

**9. How many times do you participate in your program at other pool facilities per week in the summer (not Roeland Park)? Please feel free to notate the facility name in the comment section.**

	<b>Number of Response(s)</b>	<b>Response Ratio</b>
0	5	45.4%
1	1	9.0%
2	2	18.1%
3	0	0.0%
4	0	0.0%
5	0	0.0%
6+	0	0.0%
I participate occasionally but not on a regular weekly basis	1	9.0%
N/A	0	0.0%
Other	0	0.0%
No Responses	2	18.1%
<b>Total</b>	<b>11</b>	<b>100%</b>

1 Comment(s)

## Water Polo - Summary

**10. How many times do you participate in your program per week when Reoland Park is closed (example: Fall, Winter, Spring)?Please feel free to notate the facility name in the comment section.**

	Number of Response(s)	Response Ratio
0	2	18.1%
1	0	0.0%
2	5	45.4%
3	0	0.0%
4	0	0.0%
5	0	0.0%
6+	0	0.0%
I participate occasionally but not on a regular weekly basis	2	18.1%
N/A	0	0.0%
Other	0	0.0%
No Responses	2	18.1%
<b>Total</b>	<b>11</b>	<b>100%</b>
3 Comment(s)		

**11. Lap Swimming & Water Polo Programs: How much do you currently pay per day?If you pay a monthly membership or purchase a punch pass and do not pay per day, please notate the pass type and the amount in the comment section.**

	Number of Response(s)	Response Ratio
\$1	0	0.0%
\$2	0	0.0%
\$3	0	0.0%
\$4	0	0.0%
\$5	0	0.0%
\$6	1	11.1%
\$7	0	0.0%
\$8	1	11.1%
\$9	0	0.0%
\$10	0	0.0%
\$11	0	0.0%
\$12	0	0.0%
\$13	0	0.0%
\$14	0	0.0%
\$15	0	0.0%
Monthly membership	0	0.0%
Punch pass	7	77.7%
Other	0	0.0%
<b>Total</b>	<b>9</b>	<b>100%</b>
2 Comment(s)		



# Water Polo - Summary

## 12. Swim Team Program: How much do you currently pay per lane per day on average?

	Number of Response(s)	Response Ratio
\$1	0	0.0%
\$2	0	0.0%
\$3	0	0.0%
\$4	0	0.0%
\$5	0	0.0%
\$6	0	0.0%
\$7	0	0.0%
\$8	0	0.0%
\$9	0	0.0%
\$10	0	0.0%
\$11	0	0.0%
\$12	0	0.0%
\$13	0	0.0%
\$14	0	0.0%
\$15	0	0.0%
Other	1	100.0%
<b>Total</b>	1	100%
0 Comment(s)		

## 13. What do you like about other pools for your program that the Roeland Park Aquatic Center does not offer?

5 Response(s)

## 14. What do you like about the Roeland Park Aquatic Center in comparison to other facilities for your program?

5 Response(s)

# Water Polo - Summary

## 15. On average, how many lanes do you feel are needed for your program during a typical practice/session?

	Number of Response(s)	Response Ratio
2	0	0.0%
3	0	0.0%
4	0	0.0%
5	1	9.0%
6	4	36.3%
7	0	0.0%
8	1	9.0%
9	0	0.0%
10	0	0.0%
11	0	0.0%
12	1	9.0%
13	0	0.0%
14	0	0.0%
Other	1	9.0%
No Responses	3	27.2%
<b>Total</b>	11	100%
0 Comment(s)		

## 16. How many days per week would you attend the Roeland Park Aquatic Center for your program if it was available through the fall?

	Number of Response(s)	Response Ratio
0	0	0.0%
1	0	0.0%
2	7	63.6%
3	1	9.0%
4	0	0.0%
5	0	0.0%
6+	0	0.0%
I would practice occasionally but not on a regular weekly basis	0	0.0%
Other	0	0.0%
No Responses	3	27.2%
<b>Total</b>	11	100%
1 Comment(s)		

# Water Polo - Summary

## 17. If it was available in the fall, what is the earliest start time you could attend for your program?

	Number of Response(s)	Response Ratio
3:30 p.m.,	0	0.0%
4 p.m.	0	0.0%
4:30 p.m.	0	0.0%
5 p.m.	0	0.0%
5:30 p.m.	1	9.0%
6 p.m.	3	27.2%
6:30 p.m.	1	9.0%
7 p.m.	3	27.2%
7:30 p.m.	0	0.0%
8 p.m.	0	0.0%
Other	0	0.0%
No Responses	3	27.2%
<b>Total</b>	11	100%
2 Comment(s)		

## 18. If it was available in the fall, what is the latest start time you could attend for your program?

	Number of Response(s)	Response Ratio
3:30 p.m.,	0	0.0%
4 p.m.	0	0.0%
4:30 p.m.	0	0.0%
5 p.m.	0	0.0%
5:30 p.m.	0	0.0%
6 p.m.	1	9.0%
6:30 p.m.	0	0.0%
7 p.m.	1	9.0%
7:30 p.m.	2	18.1%
8 p.m.	4	36.3%
Other	0	0.0%
No Responses	3	27.2%
<b>Total</b>	11	100%
1 Comment(s)		

# Water Polo - Summary

## 19. If it was available in the fall, what is your preferred start time for your program?

	Number of Response(s)	Response Ratio
3:30 p.m.,	0	0.0%
4 p.m.	0	0.0%
4:30 p.m.	0	0.0%
5 p.m.	0	0.0%
5:30 p.m.	0	0.0%
6 p.m.	0	0.0%
6:30 p.m.	0	0.0%
7 p.m.	8	72.7%
7:30 p.m.	0	0.0%
8 p.m.	0	0.0%
Other	0	0.0%
No Responses	3	27.2%
<b>Total</b>	11	100%
1 Comment(s)		

## 20. How many times per week would you attend the Roeland Park Aquatic Center for your program if it was

	Number of Response(s)	Response Ratio
0	0	0.0%
1	0	0.0%
2	7	63.6%
3	1	9.0%
4	0	0.0%
5	0	0.0%
6+	0	0.0%
I would practice occasionally but not on a regular weekly basis	0	0.0%
Other	0	0.0%
No Responses	3	27.2%
<b>Total</b>	11	100%
1 Comment(s)		

# Water Polo - Summary

**21. Lap Swimming & Water Polo Programs: If your preferences were met as previously ranked, what is the maximum you would be willing to pay per day?**

	Number of Response(s)	Response Ratio
\$4 - \$5	1	9.0%
\$6 - \$7	4	36.3%
\$8 - \$9	3	27.2%
\$10 - \$11	0	0.0%
\$12 - \$13	0	0.0%
N/A	0	0.0%
Other	0	0.0%
No Responses	3	27.2%
<b>Total</b>	11	100%
0 Comment(s)		

**22. Swim Team Program: If your preferences were met as previously ranked, what is the maximum you would be willing to pay per lane per hour?**

	Number of Response(s)	Response Ratio
\$4 - \$5	1	9.0%
\$6 - \$7	1	9.0%
\$8 - \$9	0	0.0%
\$10 - \$11	0	0.0%
\$12 - \$13	0	0.0%
N/A	0	0.0%
Other	0	0.0%
No Responses	9	81.8%
<b>Total</b>	11	100%
0 Comment(s)		

# Water Polo - Summary

## 23. Please rate your satisfaction with the Roeland Park Aquatic Center.

1 = Excellent, 2 = Good, 3 = Average, 4 = Poor, 5 = N/A

Top number is the count of respondents selecting the option. Bottom % is percent of the total respondents selecting the option.

	1	2	3	4	5
Overall satisfaction with the Roeland Park Aquatic Center	2 25%	4 50%	2 25%	0 0%	0 0%
Program fees	2 25%	3 38%	3 38%	0 0%	0 0%
Practice schedule	3 43%	3 43%	1 14%	0 0%	0 0%
Pool location	5 63%	3 38%	0 0%	0 0%	0 0%
Parking	6 75%	1 13%	1 13%	0 0%	0 0%
Number of lanes	4 50%	4 50%	0 0%	0 0%	0 0%
Restrooms/changing rooms	0 0%	4 50%	1 13%	3 38%	0 0%
Program hours/schedule and availability of space	1 14%	4 57%	2 29%	0 0%	0 0%
Pool and facility cleanliness	1 13%	3 38%	3 38%	1 13%	0 0%
Communication about program	0 0%	2 29%	2 29%	2 29%	1 14%

0 Comment(s)



# Water Polo - Summary

## 24. Please select where you receive information about the Roeland Park Aquatic Center.

	Number of Response(s)	Response Ratio
City of Roeland Park website	1	14.2%
Johnson County Parks and Recreation website	1	14.2%
Facebook	0	0.0%
Word of mouth/friends	3	42.8%
Roeland Park Community Center	0	0.0%
Email or electronic newsletters	1	14.2%
My JCPRD printed activities brochure	0	0.0%
NextDoor App	0	0.0%
Shawnee Mission Post	0	0.0%
Twitter	0	0.0%
Other	2	28.5%
<b>Total</b>	<b>7</b>	<b>100%</b>
0 Comment(s)		

## 25. Please feel free to provide additional feedback about the Roeland Park Aquatic Center.

2 Response(s)

# waters e

## AQUATIC DE

### Constant Contact Survey Results

**Survey Name:** Roeland Park Aquatic Center - User Group Feedback Needs Assessment

**Response Status:** Partial & Completed

9/13/2018 3:39 PM CDT

**The following result(s) are limited to 11 respondent(s) who answered:**

*Water Polo*

*to: Please select which group you are representing in this survey.*

**\*Please enter your information below.**

Answers	Number of Response(s)
First Name	11
Last Name	11
Email Address	11
Postal Code	11

Please select which group you are representing in this survey.

Answer	0%	100%	Number of Response(s)	Response Ratio
Lap swimming			0	0.0 %
Water Polo			11	100.0 %
Swim Academy Swim Team			0	0.0 %
Bishop Miege			0	0.0 %
Other			0	0.0 %
No Response(s)			0	0.0 %
Totals			11	100%

\*Please select the City in which you live.

Answer	0%	100%	Number of Response(s)	Response Ratio
Roeland Park, KS	<div></div>		1	9.0 %
Overland Park, KS	<div></div>		1	9.0 %
Shawnee, KS			0	0.0 %
Leawood, KS			0	0.0 %
Lenexa, KS			0	0.0 %
Westwood, KS			0	0.0 %
Olathe, KS			0	0.0 %
Fairway, KS			0	0.0 %
Prairie Village, KS			0	0.0 %
Kansas City, KS			0	0.0 %
Kansas City, MO	<div></div>		6	54.5 %
Other	<div></div>		4	36.3 %
Totals			11	100%

Please rank your priorities in regards to your program. If this question does not apply to you, please skip it; otherwise, all options must be ranked.

1 = Most

Answer	1	2	3	4	5	6	Number of Response(s)	Ranking Score*
Fees	<div></div>						9	4.0
Practice schedule	<div></div>						9	2.8
Pool location	<div></div>						9	2.6
One swimmer per lane	<div></div>						9	6.0
Using Roeland Park Aquatic Center	<div></div>						9	2.4
Having a pool to use (not Roeland Park specifically)	<div></div>						9	3.2

\*The Ranking Score is the weighted average calculated by dividing the sum of all weighted rankings by the number of total responses.

How far are you willing to drive to participate in your program?

Answer	0%	100%	Number of Response(s)	Response Ratio
Less than 5 minutes			0	0.0 %
5 - 9 minutes			0	0.0 %
10 - 19 minutes	<div></div>		3	27.2 %
20 - 29 minutes	<div></div>		5	45.4 %
30 or more minutes	<div></div>		1	9.0 %
Other			0	0.0 %
No Response(s)	<div></div>		2	18.1 %
Totals			11	100%

### How many times do you participate in your program per week?

Answer	0%	100%	Number of Response(s)	Response Ratio
1			0	0.0 %
2	<div></div>		6	54.5 %
3	<div></div>		2	18.1 %
4	<div></div>		1	9.0 %
5			0	0.0 %
6+			0	0.0 %
I participate occasionally throughout the year, but not on a regular weekly basis			0	0.0 %
N/A			0	0.0 %
Other			0	0.0 %
No Response(s)	<div></div>		2	18.1 %
Totals			11	100%

### How many times do you participate in your program at the Roeland Park Aquatic Center in the summer?

Answer	0%	100%	Number of Response(s)	Response Ratio
0			0	0.0 %
1			0	0.0 %
2	<div></div>		6	54.5 %
3	<div></div>		1	9.0 %
4	<div></div>		1	9.0 %
5			0	0.0 %
6+	<div></div>		1	9.0 %
I participate occasionally but not on a regular weekly basis			0	0.0 %
N/A			0	0.0 %
Other			0	0.0 %
No Response(s)	<div></div>		2	18.1 %
Totals			11	100%

Please select the days and frequency you participate in your program at the Roeland Park Aquatic Center. If there are additional or preferred times not offered you would attend if available, please notate those in the comment section.

1 = Frequently, 2 = Occassionaly, 3 = Never, 4 = N/A

Answer	1	2	3	4	Number of Response(s)	Rating Score*
Monday					0	0.0
Tuesday					0	0.0
Wednesday					0	0.0
Thursday					9	1.0
Friday					0	0.0
Saturday					1	2.0
Sunday					9	1.0

\*The Rating Score is the weighted average calculated by dividing the sum of all weighted ratings by the number of total responses.

How many times do you participate in your program at other pool facilities per week in the summer (not Roeland Park)? Please feel free to notate the facility name in the comment section.

Answer	0%	100%	Number of Response(s)	Response Ratio
0			5	45.4 %
1			1	9.0 %
2			2	18.1 %
3			0	0.0 %
4			0	0.0 %
5			0	0.0 %
6+			0	0.0 %
I participate occasionally but not on a regular weekly basis			1	9.0 %
N/A			0	0.0 %
Other			0	0.0 %
No Response(s)			2	18.1 %
Totals			11	100%

How many times do you participate in your program per week when Reoland Park is closed (example: Fall, Winter, Spring)? Please feel free to notate the facility name in the comment section.

Answer	0%	100%	Number of Response(s)	Response Ratio
0	<div></div>		2	18.1 %
1			0	0.0 %
2	<div></div>		5	45.4 %
3			0	0.0 %
4			0	0.0 %
5			0	0.0 %
6+			0	0.0 %
I participate occasionally but not on a regular weekly basis	<div></div>		2	18.1 %
N/A			0	0.0 %
Other			0	0.0 %
No Response(s)	<div></div>		2	18.1 %
Totals			11	100%

Lap Swimming & Water Polo Programs: How much do you currently pay per day? If you pay a monthly membership or purchase a punch pass and do not pay per day, please notate the pass type and the amount in the comment section.

Answer	0%	100%	Number of Response(s)	Response Ratio
\$1			0	0.0 %
\$2			0	0.0 %
\$3			0	0.0 %
\$4			0	0.0 %
\$5			0	0.0 %
\$6	<div></div>		1	11.1 %
\$7			0	0.0 %
\$8	<div></div>		1	11.1 %
\$9			0	0.0 %
\$10			0	0.0 %
\$11			0	0.0 %
\$12			0	0.0 %
\$13			0	0.0 %
\$14			0	0.0 %
\$15			0	0.0 %
Monthly membership			0	0.0 %
Punch pass	<div></div>		7	77.7 %
Other			0	0.0 %
Totals			9	100%



Swim Team Program: How much do you currently pay per lane per day on average?

What Health Program? How much do you currently pay per line per day on average?				
Answer	0%	100%	Number of Response(s)	Response Ratio
\$1			0	0.0 %
\$2			0	0.0 %
\$3			0	0.0 %
\$4			0	0.0 %
\$5			0	0.0 %
\$6			0	0.0 %
\$7			0	0.0 %
\$8			0	0.0 %
\$9			0	0.0 %
\$10			0	0.0 %
\$11			0	0.0 %
\$12			0	0.0 %
\$13			0	0.0 %
\$14			0	0.0 %
\$15			0	0.0 %
Other			1	100.0 %
Totals			1	100%

What do you like about other pools for your program that the Roeland Park Aquatic Center does not offer?

5 Response(s)

What do you like about the Roeland Park Aquatic Center in comparison to other facilities for your program?

5 Response(s)






On average, how many lanes do you feel are needed for your program during a typical practice/session?

Answer	0%	100%	Number of Response(s)	Response Ratio
2			0	0.0 %
3			0	0.0 %
4			0	0.0 %
5	<div></div>		1	9.0 %
6	<div></div>		4	36.3 %
7			0	0.0 %
8	<div></div>		1	9.0 %
9			0	0.0 %
10			0	0.0 %
11			0	0.0 %
12	<div></div>		1	9.0 %
13			0	0.0 %
14			0	0.0 %
Other	<div></div>		1	9.0 %
No Response(s)	<div></div>		3	27.2 %
Totals			11	100%






How many days per week would you attend the Roeland Park Aquatic Center for your program if it was available through the fall?

Answer	0%	100%	Number of Response(s)	Response Ratio
0			0	0.0 %
1			0	0.0 %
2	<div></div>		7	63.6 %
3	<div></div>		1	9.0 %
4			0	0.0 %
5			0	0.0 %
6+			0	0.0 %
I would practice occasionally but not on a regular weekly basis			0	0.0 %
Other			0	0.0 %
No Response(s)	<div></div>		3	27.2 %
Totals			11	100%



If it was available in the fall, what is the earliest start time you could attend for your program?

Answer	0%	100%	Number of Response(s)	Response Ratio
3:30 p.m.			0	0.0 %
4 p.m.			0	0.0 %
4:30 p.m.			0	0.0 %
5 p.m.			0	0.0 %
5:30 p.m.			1	9.0 %
6 p.m.			3	27.2 %
6:30 p.m.			1	9.0 %
7 p.m.			3	27.2 %
7:30 p.m.			0	0.0 %
8 p.m.			0	0.0 %
Other			0	0.0 %
No Response(s)			3	27.2 %
<b>Totals</b>			<b>11</b>	<b>100%</b>




If it was available in the fall, what is the latest start time you could attend for your program?

Answer	0%	100%	Number of Response(s)	Response Ratio
3:30 p.m.			0	0.0 %
4 p.m.			0	0.0 %
4:30 p.m.			0	0.0 %
5 p.m.			0	0.0 %
5:30 p.m.			0	0.0 %
6 p.m.			1	9.0 %
6:30 p.m.			0	0.0 %
7 p.m.			1	9.0 %
7:30 p.m.			2	18.1 %
8 p.m.			4	36.3 %
Other			0	0.0 %
No Response(s)			3	27.2 %
<b>Totals</b>			<b>11</b>	<b>100%</b>

If it was available in the fall, what is your preferred start time for your program?

Answer	0%	100%	Number of Response(s)	Response Ratio
3:30 p.m.			0	0.0 %
4 p.m.			0	0.0 %
4:30 p.m.			0	0.0 %
5 p.m.			0	0.0 %
5:30 p.m.			0	0.0 %
6 p.m.			0	0.0 %
6:30 p.m.			0	0.0 %
7 p.m.			8	72.7 %
7:30 p.m.			0	0.0 %
8 p.m.			0	0.0 %
Other			0	0.0 %
No Response(s)			3	27.2 %
<b>Totals</b>			<b>11</b>	<b>100%</b>

How many times per week would you attend the Roeland Park Aquatic Center for your program if it was available year-round?

Answer	0%	100%	Number of Response(s)	Response Ratio
0			0	0.0 %
1			0	0.0 %
2			7	63.6 %
3			1	9.0 %
4			0	0.0 %
5			0	0.0 %
6+			0	0.0 %
I would practice occasionally but not on a regular weekly basis			0	0.0 %
Other			0	0.0 %
No Response(s)			3	27.2 %
<b>Totals</b>			<b>11</b>	<b>100%</b>

Lap Swimming & Water Polo Programs: If your preferences were met as previously ranked, what is the maximum you would be willing to pay per day?

Answer	0%	100%	Number of Response(s)	Response Ratio
\$4 - \$5	<div></div>		1	9.0 %
\$6 - \$7	<div></div>		4	36.3 %
\$8 - \$9	<div></div>		3	27.2 %
\$10 - \$11			0	0.0 %
\$12 - \$13			0	0.0 %
N/A			0	0.0 %
Other			0	0.0 %
No Response(s)	<div></div>		3	27.2 %
Totals			11	100%

Swim Team Program: If your preferences were met as previously ranked, what is the maximum you would be willing to pay per lane per hour?

Answer	0%	100%	Number of Response(s)	Response Ratio
\$4 - \$5	<div></div>		1	9.0 %
\$6 - \$7	<div></div>		1	9.0 %
\$8 - \$9			0	0.0 %
\$10 - \$11			0	0.0 %
\$12 - \$13			0	0.0 %
N/A			0	0.0 %
Other			0	0.0 %
No Response(s)	<div></div>		9	81.8 %
Totals			11	100%

Please rate your satisfaction with the Roeland Park Aquatic Center.

1 = Excellent, 2 = Good, 3 = Average, 4 = Poor, 5 = N/A

Answer	1	2	3	4	5	Number of Response(s)	Rating Score*
Overall satisfaction with the Roeland Park Aquatic Center						8	2.0
Program fees						8	2.1
Practice schedule						7	1.7
Pool location						8	1.4
Parking						8	1.4
Number of lanes						8	1.5
Restrooms/changing rooms						8	2.9
Program hours/schedule and availability of space						7	2.1
Pool and facility cleanliness						8	2.5
Communication about program						7	3.3

\*The Rating Score is the weighted average calculated by dividing the sum of all weighted ratings by the number of total responses.

Please select where you receive information about the Roeland Park Aquatic Center.

Answer	0%	100%	Number of Response(s)	Response Ratio
City of Roeland Park website			1	14.2 %
Johnson County Parks and Recreation website			1	14.2 %
Facebook			0	0.0 %
Word of mouth/friends			3	42.8 %
Roeland Park Community Center			0	0.0 %
Email or electronic newsletters			1	14.2 %
My JCPRD printed activities brochure			0	0.0 %
NextDoor App			0	0.0 %
Shawnee Mission Post			0	0.0 %
Twitter			0	0.0 %
Other			2	28.5 %
<b>Totals</b>			<b>7</b>	<b>100%</b>

Please feel free to provide additional feedback about the Roeland Park Aquatic Center.

2 Response(s)



## Constant Contact Survey Results

**Survey Name:** Roeland Park Aquatic Center - User Group Feedback Needs Assessment

**Response Status:** Partial & Completed

**Filter 1:** Bishop Miede to: *Please select which group you are representing in this survey.*

9/13/2018 3:44 PM CDT

### 1. Please enter your information below.

First Name	1
Last Name	1
Email Address	1
Postal Code	1

### 2. Please select which group you are representing in this survey.

	Number of Response(s)	Response Ratio
Lap swimming	0	0.0%
Water Polo	0	0.0%
Swim Academy Swim Team	0	0.0%
Bishop Miede	1	100.0%
Other	0	0.0%
No Responses	0	0.0%
<b>Total</b>	<b>1</b>	<b>100%</b>

### 3. Please select the City in which you live.

	Number of Response(s)	Response Ratio
Roeland Park, KS	0	0.0%
Overland Park, KS	1	100.0%
Shawnee, KS	0	0.0%
Leawood, KS	0	0.0%
Lenexa, KS	0	0.0%
Westwood, KS	0	0.0%
Olathe, KS	0	0.0%
Fairway, KS	0	0.0%
Prairie Village, KS	0	0.0%
Kansas City, KS	0	0.0%
Kansas City, MO	0	0.0%
Other	0	0.0%
<b>Total</b>	<b>1</b>	<b>100%</b>

# Bishop Miede - Summary

## 4. Please rank your priorities in regards to your program. If this question does not apply to you, please skip it; otherwise, all options must be

Top number is the count of respondents selecting the option. Bottom % is percent of the total respondents selecting the option.	Most					
	1	2	3	4	5	6
Fees	0 0%	0 0%	0 0%	0 0%	1 100%	0 0%
Practice schedule	1 100%	0 0%	0 0%	0 0%	0 0%	0 0%
Pool location	0 0%	0 0%	1 100%	0 0%	0 0%	0 0%
One swimmer per lane	0 0%	0 0%	0 0%	0 0%	0 0%	1 100%
Using Roeland Park Aquatic Center	0 0%	1 100%	0 0%	0 0%	0 0%	0 0%
Having a pool to use (not Roeland Park specifically)	0 0%	0 0%	0 0%	1 100%	0 0%	0 0%
1 Comment(s)						

## 5. How far are you willing to drive to participate in your program?

	Number of Response(s)	Response Ratio
Less than 5 minutes	0	0.0%
5 - 9 minutes	0	0.0%
10 - 19 minutes	1	100.0%
20 - 29 minutes	0	0.0%
30 or more minutes	0	0.0%
Other	0	0.0%
No Responses	0	0.0%
<b>Total</b>	<b>1</b>	<b>100%</b>
0 Comment(s)		

Bishop Miede - Summary

**6. How many times do you participate in your program per week?**

	Number of Response(s)	Response Ratio
1	0	0.0%
2	0	0.0%
3	0	0.0%
4	0	0.0%
5	0	0.0%
6+	1	100.0%
I participate occasionally throughout the year, but not on a regular	0	0.0%
N/A	0	0.0%
Other	0	0.0%
No Responses	0	0.0%
<b>Total</b>	1	100%
0 Comment(s)		

**7. How many times do you participate in your program at the Roeland Park Aquatic Center in the summer?**

	Number of Response(s)	Response Ratio
0	1	100.0%
1	0	0.0%
2	0	0.0%
3	0	0.0%
4	0	0.0%
5	0	0.0%
6+	0	0.0%
I participate occasionally but not on a regular weekly basis	0	0.0%
N/A	0	0.0%
Other	0	0.0%
No Responses	0	0.0%
<b>Total</b>	1	100%
1 Comment(s)		

Bishop Miega - Summary

**8. Please select the days and frequency you participate in your program at the Roeland Park Aquatic Center. If there are additional or preferred times not offered you would attend if available, please notate those in the comment section.**

**1 = Frequently, 2 = Occasionally, 3 = Never, 4 = N/A**

Top number is the count of respondents selecting the option. Bottom % is percent of the total respondents selecting the option.

	<b>1</b>	<b>2</b>	<b>3</b>	<b>4</b>
Monday	1 100%	0 0%	0 0%	0 0%
Tuesday	1 100%	0 0%	0 0%	0 0%
Wednesday	1 100%	0 0%	0 0%	0 0%
Thursday	1 100%	0 0%	0 0%	0 0%
Friday	1 100%	0 0%	0 0%	0 0%
Saturday	0 0%	1 100%	0 0%	0 0%
Sunday	0 0%	0 0%	0 0%	0 0%
0 Comment(s)				

**9. How many times do you participate in your program at other pool facilities per week in the summer (not Roeland Park)? Please feel free to notate the facility name in the comment section.**

	<b>Number of Response(s)</b>	<b>Response Ratio</b>
0	0	0.0%
1	0	0.0%
2	0	0.0%
3	0	0.0%
4	0	0.0%
5	1	100.0%
6+	0	0.0%
I participate occasionally but not on a regular weekly basis	0	0.0%
N/A	0	0.0%
Other	0	0.0%
No Responses	0	0.0%
<b>Total</b>	<b>1</b>	<b>100%</b>
0 Comment(s)		

Bishop Miede - Summary

**10. How many times do you participate in your program per week when Reoland Park is closed (example: Fall, Winter, Spring)? Please feel free to notate the facility name in the comment section.**

	Number of Response(s)	Response Ratio
0	0	0.0%
1	0	0.0%
2	0	0.0%
3	0	0.0%
4	0	0.0%
5	0	0.0%
6+	1	100.0%
I participate occasionally but not on a regular weekly basis	0	0.0%
N/A	0	0.0%
Other	0	0.0%
No Responses	0	0.0%
<b>Total</b>	1	100%
0 Comment(s)		

**11. Lap Swimming & Water Polo Programs: How much do you currently pay per day? If you pay a monthly membership or purchase a punch pass and do not pay per day, please notate the pass type and the amount in the comment section.**

	Number of Response(s)	Response Ratio
\$1	0	0.0%
\$2	0	0.0%
\$3	0	0.0%
\$4	0	0.0%
\$5	0	0.0%
\$6	0	0.0%
\$7	0	0.0%
\$8	0	0.0%
\$9	0	0.0%
\$10	0	0.0%
\$11	0	0.0%
\$12	0	0.0%
\$13	0	0.0%
\$14	0	0.0%
\$15	0	0.0%

# Bishop Miede - Summary

Monthly membership	0	0.0%
Punch pass	0	0.0%
Other	1	100.0%
<b>Total</b>	<b>1</b>	<b>100%</b>
0 Comment(s)		

## 12. Swim Team Program: How much do you currently pay per lane per day on average?

	Number of Response(s)	Response Ratio
\$1	0	0.0%
\$2	0	0.0%
\$3	0	0.0%
\$4	0	0.0%
\$5	0	0.0%
\$6	0	0.0%
\$7	0	0.0%
\$8	0	0.0%
\$9	0	0.0%
\$10	0	0.0%
\$11	0	0.0%
\$12	0	0.0%
\$13	0	0.0%
\$14	0	0.0%
\$15	1	100.0%
Other	0	0.0%
<b>Total</b>	<b>1</b>	<b>100%</b>
0 Comment(s)		

## 13. What do you like about other pools for your program that the Roeland Park Aquatic Center does not offer?

1 Response(s)

## 14. What do you like about the Roeland Park Aquatic Center in comparison to other facilities for your program?

1 Response(s)

Bishop Miede - Summary

**15. On average, how many lanes do you feel are needed for your program during a typical practice/session?**

	Number of Response(s)	Response Ratio
2	0	0.0%
3	0	0.0%
4	0	0.0%
5	0	0.0%
6	0	0.0%
7	0	0.0%
8	1	100.0%
9	0	0.0%
10	0	0.0%
11	0	0.0%
12	0	0.0%
13	0	0.0%
14	0	0.0%
Other	0	0.0%
No Responses	0	0.0%
<b>Total</b>	1	100%
0 Comment(s)		

**16. How many days per week would you attend the Roeland Park Aquatic Center for your program if it was available through the fall?**

	Number of Response(s)	Response Ratio
0	0	0.0%
1	0	0.0%
2	0	0.0%
3	0	0.0%
4	0	0.0%
5	1	100.0%
6+	0	0.0%
I would practice occasionally but not on a regular weekly basis	0	0.0%
Other	0	0.0%
No Responses	0	0.0%
<b>Total</b>	1	100%
0 Comment(s)		



**17. If it was available in the fall, what is the earliest start time you could attend for your program?**

	Number of Response(s)	Response Ratio
3:30 p.m.,	1	100.0%
4 p.m.	0	0.0%
4:30 p.m.	0	0.0%
5 p.m.	0	0.0%
5:30 p.m.	0	0.0%
6 p.m.	0	0.0%
6:30 p.m.	0	0.0%
7 p.m.	0	0.0%
7:30 p.m.	0	0.0%
8 p.m.	0	0.0%
Other	0	0.0%
No Responses	0	0.0%
<b>Total</b>	1	100%
0 Comment(s)		

**18. If it was available in the fall, what is the latest start time you could attend for your program?**

	Number of Response(s)	Response Ratio
3:30 p.m.,	0	0.0%
4 p.m.	1	100.0%
4:30 p.m.	0	0.0%
5 p.m.	0	0.0%
5:30 p.m.	0	0.0%
6 p.m.	0	0.0%
6:30 p.m.	0	0.0%
7 p.m.	0	0.0%
7:30 p.m.	0	0.0%
8 p.m.	0	0.0%
Other	0	0.0%
No Responses	0	0.0%
<b>Total</b>	1	100%
0 Comment(s)		

Bishop Miede - Summary

**19. If it was available in the fall, what is your preferred start time for your program?**

	Number of Response(s)	Response Ratio
3:30 p.m.,	0	0.0%
4 p.m.	0	0.0%
4:30 p.m.	0	0.0%
5 p.m.	0	0.0%
5:30 p.m.	0	0.0%
6 p.m.	0	0.0%
6:30 p.m.	0	0.0%
7 p.m.	0	0.0%
7:30 p.m.	0	0.0%
8 p.m.	0	0.0%
Other	1	100.0%
No Responses	0	0.0%
<b>Total</b>	1	100%
0 Comment(s)		

**20. How many times per week would you attend the Roeland Park Aquatic Center for your program if it was available year-round?**

	Number of Response(s)	Response Ratio
0	0	0.0%
1	0	0.0%
2	0	0.0%
3	0	0.0%
4	0	0.0%
5	0	0.0%
6+	1	100.0%
I would practice occasionally but not on a regular weekly basis	0	0.0%
Other	0	0.0%
No Responses	0	0.0%
<b>Total</b>	1	100%
0 Comment(s)		

Bishop Miede - Summary

**21. Lap Swimming & Water Polo Programs: If your preferences were met as previously ranked, what is the maximum you would be willing to pay per day?**

	Number of Response(s)	Response Ratio
\$4 - \$5	0	0.0%
\$6 - \$7	0	0.0%
\$8 - \$9	0	0.0%
\$10 - \$11	0	0.0%
\$12 - \$13	0	0.0%
N/A	0	0.0%
Other	1	100.0%
No Responses	0	0.0%
<b>Total</b>	1	100%
0 Comment(s)		

**22. Swim Team Program: If your preferences were met as previously ranked, what is the maximum you would be willing to pay per lane per hour?**

	Number of Response(s)	Response Ratio
\$4 - \$5	0	0.0%
\$6 - \$7	0	0.0%
\$8 - \$9	0	0.0%
\$10 - \$11	0	0.0%
\$12 - \$13	0	0.0%
N/A	0	0.0%
Other	1	100.0%
No Responses	0	0.0%
<b>Total</b>	1	100%
1 Comment(s)		

Bishop Miede - Summary

**23. Please rate your satisfaction with the Roeland Park Aquatic Center.**

**1 = Excellent, 2 = Good, 3 = Average, 4 = Poor, 5 = N/A**

Top number is the count of respondents selecting the option. Bottom % is percent of the total respondents selecting the option.

	<b>1</b>	<b>2</b>	<b>3</b>	<b>4</b>	<b>5</b>
Overall satisfaction with the Roeland Park Aquatic Center	1 100%	0 0%	0 0%	0 0%	0 0%
Program fees	1 100%	0 0%	0 0%	0 0%	0 0%
Practice schedule	1 100%	0 0%	0 0%	0 0%	0 0%
Pool location	1 100%	0 0%	0 0%	0 0%	0 0%
Parking	1 100%	0 0%	0 0%	0 0%	0 0%
Number of lanes	1 100%	0 0%	0 0%	0 0%	0 0%
Restrooms/changing rooms	1 100%	0 0%	0 0%	0 0%	0 0%
Program hours/schedule and availability of space	0 0%	1 100%	0 0%	0 0%	0 0%
Pool and facility cleanliness	1 100%	0 0%	0 0%	0 0%	0 0%
Communication about program	0 0%	0 0%	1 100%	0 0%	0 0%

0 Comment(s)

Bishop Miede - Summary

**24. Please select where you receive information about the Roeland Park Aquatic Center.**

	Number of Response(s)	Response Ratio
City of Roeland Park website	0	0.0%
Johnson County Parks and Recreation website	0	0.0%
Facebook	0	0.0%
Word of mouth/friends	0	0.0%
Roeland Park Community Center	0	0.0%
Email or electronic newsletters	1	100.0%
My JCPRD printed activities brochure	0	0.0%
NextDoor App	0	0.0%
Shawnee Mission Post	0	0.0%
Twitter	0	0.0%
Other	0	0.0%
<b>Total</b>	<b>1</b>	<b>100%</b>
0 Comment(s)		

**25. Please feel free to provide additional feedback about the Roeland Park Aquatic Center.**

1 Response(s)

# waters e

## AQUATIC DE

### Constant Contact Survey Results

**Survey Name:** Roeland Park Aquatic Center - User Group Feedback Needs Assessment

**Response Status:** Partial & Completed

9/13/2018 3:43 PM CDT

**The following result(s) are limited to 1 respondent(s) who answered:**

*Bishop Miede*

*to: Please select which group you are representing in this survey.*

**\*Please enter your information below.**

Answers	Number of Response(s)
First Name	1
Last Name	1
Email Address	1
Postal Code	1

Please select which group you are representing in this survey.

Answer	0%	100%	Number of Response(s)	Response Ratio
Lap swimming			0	0.0 %
Water Polo			0	0.0 %
Swim Academy Swim Team			0	0.0 %
Bishop Miede			1	100.0 %
Other			0	0.0 %
No Response(s)			0	0.0 %
<b>Totals</b>			<b>1</b>	<b>100%</b>

\*Please select the City in which you live.

Answer	0%	100%	Number of Response(s)	Response Ratio
Roeland Park, KS			0	0.0 %
Overland Park, KS			1	100.0 %
Shawnee, KS			0	0.0 %
Leawood, KS			0	0.0 %
Lenexa, KS			0	0.0 %
Westwood, KS			0	0.0 %
Olathe, KS			0	0.0 %
Fairway, KS			0	0.0 %
Prairie Village, KS			0	0.0 %
Kansas City, KS			0	0.0 %
Kansas City, MO			0	0.0 %
Other			0	0.0 %
Totals			1	100%

Please rank your priorities in regards to your program. If this question does not apply to you, please skip it; otherwise, all options must be ranked.

1 = Most

Answer	1	2	3	4	5	6	Number of Response(s)	Ranking Score*
Fees							1	5.0
Practice schedule							1	1.0
Pool location							1	3.0
One swimmer per lane							1	6.0
Using Roeland Park Aquatic Center							1	2.0
Having a pool to use (not Roeland Park specifically)							1	4.0

\*The Ranking Score is the weighted average calculated by dividing the sum of all weighted rankings by the number of total responses.

How far are you willing to drive to participate in your program?

Answer	0%	100%	Number of Response(s)	Response Ratio
Less than 5 minutes			0	0.0 %
5 - 9 minutes			0	0.0 %
10 - 19 minutes			1	100.0 %
20 - 29 minutes			0	0.0 %
30 or more minutes			0	0.0 %
Other			0	0.0 %
No Response(s)			0	0.0 %
Totals			1	100%



How many times do you participate in your program per week?

Answer	0%	100%	Number of Response(s)	Response Ratio
1			0	0.0 %
2			0	0.0 %
3			0	0.0 %
4			0	0.0 %
5			0	0.0 %
6+			1	100.0 %
I participate occasionally throughout the year, but not on a regular weekly basis			0	0.0 %
N/A			0	0.0 %
Other			0	0.0 %
No Response(s)			0	0.0 %
Totals			1	100%

How many times do you participate in your program at the Roeland Park Aquatic Center in the summer?

Answer	0%	100%	Number of Response(s)	Response Ratio
0			1	100.0 %
1			0	0.0 %
2			0	0.0 %
3			0	0.0 %
4			0	0.0 %
5			0	0.0 %
6+			0	0.0 %
I participate occasionally but not on a regular weekly basis			0	0.0 %
N/A			0	0.0 %
Other			0	0.0 %
No Response(s)			0	0.0 %
Totals			1	100%

Please select the days and frequency you participate in your program at the Roeland Park Aquatic Center. If there are additional or preferred times not offered you would attend if available, please notate those in the comment section.

1 = Frequently, 2 = Occassionally, 3 = Never, 4 = N/A

Answer	1	2	3	4	Number of Response(s)	Rating Score*
Monday	<div></div>				1	1.0
Tuesday	<div></div>				1	1.0
Wednesday	<div></div>				1	1.0
Thursday	<div></div>				1	1.0
Friday	<div></div>				1	1.0
Saturday	<div></div>				1	2.0
Sunday					0	0.0

\*The Rating Score is the weighted average calculated by dividing the sum of all weighted ratings by the number of total responses.

How many times do you participate in your program at other pool facilities per week in the summer (not Roeland Park)? Please feel free to notate the facility name in the comment section.

Answer	0%	100%	Number of Response(s)	Response Ratio
0			0	0.0 %
1			0	0.0 %
2			0	0.0 %
3			0	0.0 %
4			0	0.0 %
5	<div></div>		1	100.0 %
6+			0	0.0 %
I participate occasionally but not on a regular weekly basis			0	0.0 %
N/A			0	0.0 %
Other			0	0.0 %
No Response(s)			0	0.0 %
Totals			1	100%

How many times do you participate in your program per week when Reoland Park is closed (example: Fall, Winter, Spring)? Please feel free to notate the facility name in the comment section.

Answer	0%	100%	Number of Response(s)	Response Ratio
0			0	0.0 %
1			0	0.0 %
2			0	0.0 %
3			0	0.0 %
4			0	0.0 %
5			0	0.0 %
6+			1	100.0 %
I participate occasionally but not on a regular weekly basis			0	0.0 %
N/A			0	0.0 %
Other			0	0.0 %
No Response(s)			0	0.0 %
<b>Totals</b>			<b>1</b>	<b>100%</b>

Lap Swimming & Water Polo Programs: How much do you currently pay per day? If you pay a monthly membership or purchase a punch pass and do not pay per day, please notate the pass type and the amount in the comment section.

Answer	0%	100%	Number of Response(s)	Response Ratio
\$1			0	0.0 %
\$2			0	0.0 %
\$3			0	0.0 %
\$4			0	0.0 %
\$5			0	0.0 %
\$6			0	0.0 %
\$7			0	0.0 %
\$8			0	0.0 %
\$9			0	0.0 %
\$10			0	0.0 %
\$11			0	0.0 %
\$12			0	0.0 %
\$13			0	0.0 %
\$14			0	0.0 %
\$15			0	0.0 %
Monthly membership			0	0.0 %
Punch pass			0	0.0 %
Other			1	100.0 %
<b>Totals</b>			<b>1</b>	<b>100%</b>

Swim Team Program: How much do you currently pay per lane per day on average?

Answer	0%	100%	Number of Response(s)	Response Ratio
\$1			0	0.0 %
\$2			0	0.0 %
\$3			0	0.0 %
\$4			0	0.0 %
\$5			0	0.0 %
\$6			0	0.0 %
\$7			0	0.0 %
\$8			0	0.0 %
\$9			0	0.0 %
\$10			0	0.0 %
\$11			0	0.0 %
\$12			0	0.0 %
\$13			0	0.0 %
\$14			0	0.0 %
\$15			1	100.0 %
Other			0	0.0 %
Totals			1	100%

What do you like about other pools for your program that the Roeland Park Aquatic Center does not offer?

1 Response(s)

What do you like about the Roeland Park Aquatic Center in comparison to other facilities for your program?

1 Response(s)

On average, how many lanes do you feel are needed for your program during a typical practice/session?

Answer	0%	100%	Number of Response(s)	Response Ratio
2			0	0.0 %
3			0	0.0 %
4			0	0.0 %
5			0	0.0 %
6			0	0.0 %
7			0	0.0 %
8			1	100.0 %
9			0	0.0 %
10			0	0.0 %
11			0	0.0 %
12			0	0.0 %
13			0	0.0 %
14			0	0.0 %
Other			0	0.0 %
No Response(s)			0	0.0 %
Totals			1	100%

How many days per week would you attend the Roeland Park Aquatic Center for your program if it was available through the fall?

Answer	0%	100%	Number of Response(s)	Response Ratio
0			0	0.0 %
1			0	0.0 %
2			0	0.0 %
3			0	0.0 %
4			0	0.0 %
5			1	100.0 %
6+			0	0.0 %
I would practice occasionally but not on a regular weekly basis			0	0.0 %
Other			0	0.0 %
No Response(s)			0	0.0 %
Totals			1	100%

If it was available in the fall, what is the earliest start time you could attend for your program?

Answer	0%	100%	Number of Response(s)	Response Ratio
3:30 p,m,			1	100.0 %
4 p.m.			0	0.0 %
4:30 p.m.			0	0.0 %
5 p.m.			0	0.0 %
5:30 p.m.			0	0.0 %
6 p.m.			0	0.0 %
6:30 p.m.			0	0.0 %
7 p.m.			0	0.0 %
7:30 p.m.			0	0.0 %
8 p.m.			0	0.0 %
Other			0	0.0 %
No Response(s)			0	0.0 %
Totals			1	100%

If it was available in the fall, what is the latest start time you could attend for your program?

Answer	0%	100%	Number of Response(s)	Response Ratio
3:30 p,m,			0	0.0 %
4 p.m.			1	100.0 %
4:30 p.m.			0	0.0 %
5 p.m.			0	0.0 %
5:30 p.m.			0	0.0 %
6 p.m.			0	0.0 %
6:30 p.m.			0	0.0 %
7 p.m.			0	0.0 %
7:30 p.m.			0	0.0 %
8 p.m.			0	0.0 %
Other			0	0.0 %
No Response(s)			0	0.0 %
Totals			1	100%

If it was available in the fall, what is your preferred start time for your program?

Answer	0%	100%	Number of Response(s)	Response Ratio
3:30 p.m.			0	0.0 %
4 p.m.			0	0.0 %
4:30 p.m.			0	0.0 %
5 p.m.			0	0.0 %
5:30 p.m.			0	0.0 %
6 p.m.			0	0.0 %
6:30 p.m.			0	0.0 %
7 p.m.			0	0.0 %
7:30 p.m.			0	0.0 %
8 p.m.			0	0.0 %
Other			1	100.0 %
No Response(s)			0	0.0 %
Totals			1	100%

How many times per week would you attend the Roeland Park Aquatic Center for your program if it was available year-round?

Answer	0%	100%	Number of Response(s)	Response Ratio
0			0	0.0 %
1			0	0.0 %
2			0	0.0 %
3			0	0.0 %
4			0	0.0 %
5			0	0.0 %
6+			1	100.0 %
I would practice occasionally but not on a regular weekly basis			0	0.0 %
Other			0	0.0 %
No Response(s)			0	0.0 %
Totals			1	100%



Lap Swimming & Water Polo Programs: If your preferences were met as previously ranked, what is the maximum you would be willing to pay per day?

Answer	0%	100%	Number of Response(s)	Response Ratio
\$4 - \$5			0	0.0 %
\$6 - \$7			0	0.0 %
\$8 - \$9			0	0.0 %
\$10 - \$11			0	0.0 %
\$12 - \$13			0	0.0 %
N/A			0	0.0 %
Other			1	100.0 %
No Response(s)			0	0.0 %
Totals			1	100%

Swim Team Program: If your preferences were met as previously ranked, what is the maximum you would be willing to pay per lane per hour?

Answer	0%	100%	Number of Response(s)	Response Ratio
\$4 - \$5			0	0.0 %
\$6 - \$7			0	0.0 %
\$8 - \$9			0	0.0 %
\$10 - \$11			0	0.0 %
\$12 - \$13			0	0.0 %
N/A			0	0.0 %
Other			1	100.0 %
No Response(s)			0	0.0 %
Totals			1	100%

Please rate your satisfaction with the Roeland Park Aquatic Center.

1 = Excellent, 2 = Good, 3 = Average, 4 = Poor, 5 = N/A

Answer	1	2	3	4	5	Number of Response(s)	Rating Score*
Overall satisfaction with the Roeland Park Aquatic Center						1	1.0
Program fees						1	1.0
Practice schedule						1	1.0
Pool location						1	1.0
Parking						1	1.0
Number of lanes						1	1.0
Restrooms/changing rooms						1	1.0
Program hours/schedule and availability of space						1	2.0
Pool and facility cleanliness						1	1.0
Communication about program						1	3.0

\*The Rating Score is the weighted average calculated by dividing the sum of all weighted ratings by the number of total responses.

Please select where you receive information about the Roeland Park Aquatic Center.

Answer	0%	100%	Number of Response(s)	Response Ratio
City of Roeland Park website			0	0.0 %
Johnson County Parks and Recreation website			0	0.0 %
Facebook			0	0.0 %
Word of mouth/friends			0	0.0 %
Roeland Park Community Center			0	0.0 %
Email or electronic newsletters			1	100.0 %
My JCPRD printed activities brochure			0	0.0 %
NextDoor App			0	0.0 %
Shawnee Mission Post			0	0.0 %
Twitter			0	0.0 %
Other			0	0.0 %
<b>Totals</b>			<b>1</b>	<b>100%</b>

Please feel free to provide additional feedback about the Roeland Park Aquatic Center.

1 Response(s)

## Constant Contact Survey Results

**Survey Name:** Roeland Park Aquatic Center - User Group Feedback Needs Assessment

**Response Status:** Partial & Completed

**Filter 1:** Swim Academy Swim Team to: *Please select which group you are representing in this survey.*

9/13/2018 3:41 PM CDT

### 1. Please enter your information below.

First Name	1
Last Name	1
Email Address	1
Postal Code	1

### 2. Please select which group you are representing in this survey.

	Number of Response(s)	Response Ratio
Lap swimming	0	0.0%
Water Polo	0	0.0%
Swim Academy Swim Team	1	100.0%
Bishop Miege	0	0.0%
Other	0	0.0%
No Responses	0	0.0%
<b>Total</b>	<b>1</b>	<b>100%</b>

### 3. Please select the City in which you live.

	Number of Response(s)	Response Ratio
Roeland Park, KS	0	0.0%
Overland Park, KS	0	0.0%
Shawnee, KS	0	0.0%
Leawood, KS	0	0.0%
Lenexa, KS	0	0.0%
Westwood, KS	0	0.0%
Olathe, KS	0	0.0%
Fairway, KS	0	0.0%
Prairie Village, KS	1	100.0%
Kansas City, KS	0	0.0%
Kansas City, MO	0	0.0%
Other	0	0.0%
<b>Total</b>	<b>1</b>	<b>100%</b>

# Swim Academy - Summary

**4. Please rank your priorities in regards to your program. If this question does not apply to you, please skip it; otherwise, all options must be ranked.**

Top number is the count of respondents selecting the option. Bottom % is percent of the total respondents selecting the option.

	Most					
	1	2	3	4	5	6
Fees	0 0%	0 0%	0 0%	0 0%	1 100%	0 0%
Practice schedule	0 0%	0 0%	0 0%	1 100%	0 0%	0 0%
Pool location	0 0%	0 0%	1 100%	0 0%	0 0%	0 0%
One swimmer per lane	0 0%	0 0%	0 0%	0 0%	0 0%	1 100%
Using Roeland Park Aquatic Center	0 0%	1 100%	0 0%	0 0%	0 0%	0 0%
Having a pool to use (not Roeland Park specifically)	1 100%	0 0%	0 0%	0 0%	0 0%	0 0%

1 Comment(s)

**5. How far are you willing to drive to participate in your program?**

	Number of Response(s)	Response Ratio
Less than 5 minutes	0	0.0%
5 - 9 minutes	0	0.0%
10 - 19 minutes	0	0.0%
20 - 29 minutes	0	0.0%
30 or more minutes	1	100.0%
Other	0	0.0%
No Responses	0	0.0%
<b>Total</b>	<b>1</b>	<b>100%</b>

0 Comment(s)

# Swim Academy - Summary

## 6. How many times do you participate in your program per week?

	Number of Response(s)	Response Ratio
1	0	0.0%
2	0	0.0%
3	0	0.0%
4	0	0.0%
5	0	0.0%
6+	1	100.0%
I participate occasionally throughout the year, but not on a regular	0	0.0%
N/A	0	0.0%
Other	0	0.0%
No Responses	0	0.0%
<b>Total</b>	1	100%
0 Comment(s)		

## 7. How many times do you participate in your program at the Roeland Park Aquatic Center in the summer?

	Number of Response(s)	Response Ratio
0	1	100.0%
1	0	0.0%
2	0	0.0%
3	0	0.0%
4	0	0.0%
5	0	0.0%
6+	0	0.0%
I participate occasionally but not on a regular weekly basis	0	0.0%
N/A	0	0.0%
Other	0	0.0%
No Responses	0	0.0%
<b>Total</b>	1	100%
1 Comment(s)		

# Swim Academy - Summary

**8. Please select the days and frequency you participate in your program at the Roeland Park Aquatic Center. If there are additional or preferred times not offered you would attend if available, please note those in the comment section.**

**1 = Frequently, 2 = Occasionally, 3 = Never, 4 = N/A**

Top number is the count of respondents selecting the option. Bottom % is percent of the total respondents selecting the option.

	<b>1</b>	<b>2</b>	<b>3</b>	<b>4</b>
Monday	1 100%	0 0%	0 0%	0 0%
Tuesday	1 100%	0 0%	0 0%	0 0%
Wednesday	1 100%	0 0%	0 0%	0 0%
Thursday	1 100%	0 0%	0 0%	0 0%
Friday	1 100%	0 0%	0 0%	0 0%
Saturday	1 100%	0 0%	0 0%	0 0%
Sunday	1 100%	0 0%	0 0%	0 0%

0 Comment(s)

**9. How many times do you participate in your program at other pool facilities per week in the summer (not Roeland Park)? Please feel free to note the facility name in the comment section.**

	<b>Number of Response(s)</b>	<b>Response Ratio</b>
0	0	0.0%
1	0	0.0%
2	0	0.0%
3	0	0.0%
4	0	0.0%
5	0	0.0%
6+	1	100.0%
I participate occasionally but not on a regular weekly basis	0	0.0%
N/A	0	0.0%
Other	0	0.0%
No Responses	0	0.0%
<b>Total</b>	<b>1</b>	<b>100%</b>

0 Comment(s)

## Swim Academy - Summary

**10. How many times do you participate in your program per week when Reoland Park is closed (example: Fall, Winter, Spring)?Please feel free to notate the facility name in the comment section.**

	Number of Response(s)	Response Ratio
0	0	0.0%
1	0	0.0%
2	0	0.0%
3	0	0.0%
4	0	0.0%
5	0	0.0%
6+	0	0.0%
I participate occasionally but not on a regular weekly basis	0	0.0%
N/A	0	0.0%
Other	1	100.0%
No Responses	0	0.0%
<b>Total</b>	<b>1</b>	<b>100%</b>
0 Comment(s)		

**11. Lap Swimming & Water Polo Programs: How much do you currently pay per day?If you pay a monthly membership or purchase a punch pass and do not pay per day, please notate the pass type and the amount in the comment section.**

	Number of Response(s)	Response Ratio
\$1	0	0.0%
\$2	0	0.0%
\$3	0	0.0%
\$4	0	0.0%
\$5	0	0.0%
\$6	0	0.0%
\$7	0	0.0%
\$8	0	0.0%
\$9	0	0.0%
\$10	0	0.0%
\$11	0	0.0%
\$12	0	0.0%
\$13	0	0.0%
\$14	0	0.0%
\$15	0	0.0%
Monthly membership	0	0.0%
Punch pass	0	0.0%
Other	0	0.0%
<b>Total</b>	<b>0</b>	<b>0%</b>
0 Comment(s)		



# Swim Academy - Summary

## 12. Swim Team Program: How much do you currently pay per lane per day on average?

	Number of Response(s)	Response Ratio
\$1	0	0.0%
\$2	0	0.0%
\$3	0	0.0%
\$4	1	100.0%
\$5	0	0.0%
\$6	0	0.0%
\$7	0	0.0%
\$8	0	0.0%
\$9	0	0.0%
\$10	0	0.0%
\$11	0	0.0%
\$12	0	0.0%
\$13	0	0.0%
\$14	0	0.0%
\$15	0	0.0%
Other	0	0.0%
<b>Total</b>	1	100%
0 Comment(s)		

## 13. What do you like about other pools for your program that the Roeland Park Aquatic Center does not offer?

1 Response(s)

## 14. What do you like about the Roeland Park Aquatic Center in comparison to other facilities for your program?

1 Response(s)

# Swim Academy - Summary

## 15. On average, how many lanes do you feel are needed for your program during a typical practice/session?

	Number of Response(s)	Response Ratio
2	0	0.0%
3	0	0.0%
4	0	0.0%
5	0	0.0%
6	0	0.0%
7	0	0.0%
8	1	100.0%
9	0	0.0%
10	0	0.0%
11	0	0.0%
12	0	0.0%
13	0	0.0%
14	0	0.0%
Other	0	0.0%
No Responses	0	0.0%
<b>Total</b>	1	100%
1 Comment(s)		

## 16. How many days per week would you attend the Roeland Park Aquatic Center for your program if it was available through the fall?

	Number of Response(s)	Response Ratio
0	0	0.0%
1	0	0.0%
2	0	0.0%
3	0	0.0%
4	0	0.0%
5	0	0.0%
6+	1	100.0%
I would practice occasionally but not on a regular weekly basis	0	0.0%
Other	0	0.0%
No Responses	0	0.0%
<b>Total</b>	1	100%
0 Comment(s)		

# Swim Academy - Summary

## 17. If it was available in the fall, what is the earliest start time you could attend for your program?

	Number of Response(s)	Response Ratio
3:30 p.m.,	1	100.0%
4 p.m.	0	0.0%
4:30 p.m.	0	0.0%
5 p.m.	0	0.0%
5:30 p.m.	0	0.0%
6 p.m.	0	0.0%
6:30 p.m.	0	0.0%
7 p.m.	0	0.0%
7:30 p.m.	0	0.0%
8 p.m.	0	0.0%
Other	0	0.0%
No Responses	0	0.0%
<b>Total</b>	1	100%
0 Comment(s)		

## 18. If it was available in the fall, what is the latest start time you could attend for your program?

	Number of Response(s)	Response Ratio
3:30 p.m.,	0	0.0%
4 p.m.	0	0.0%
4:30 p.m.	0	0.0%
5 p.m.	0	0.0%
5:30 p.m.	0	0.0%
6 p.m.	0	0.0%
6:30 p.m.	0	0.0%
7 p.m.	1	100.0%
7:30 p.m.	0	0.0%
8 p.m.	0	0.0%
Other	0	0.0%
No Responses	0	0.0%
<b>Total</b>	1	100%
0 Comment(s)		

# Swim Academy - Summary

## 19. If it was available in the fall, what is your preferred start time for your program?

	Number of Response(s)	Response Ratio
3:30 p.m,	1	100.0%
4 p.m.	0	0.0%
4:30 p.m.	0	0.0%
5 p.m.	0	0.0%
5:30 p.m.	0	0.0%
6 p.m.	0	0.0%
6:30 p.m.	0	0.0%
7 p.m.	0	0.0%
7:30 p.m.	0	0.0%
8 p.m.	0	0.0%
Other	0	0.0%
No Responses	0	0.0%
<b>Total</b>	1	100%
1 Comment(s)		

## 20. How many times per week would you attend the Roeland Park Aquatic Center for your program if it was available year-round?

	Number of Response(s)	Response Ratio
0	0	0.0%
1	0	0.0%
2	0	0.0%
3	0	0.0%
4	0	0.0%
5	0	0.0%
6+	0	0.0%
I would practice occasionally but not on a regular weekly basis	0	0.0%
Other	1	100.0%
No Responses	0	0.0%
<b>Total</b>	1	100%
1 Comment(s)		

## Swim Academy - Summary

**21. Lap Swimming & Water Polo Programs: If your preferences were met as previously ranked, what is the maximum you would be willing to pay per day?**

	Number of Response(s)	Response Ratio
\$4 - \$5	0	0.0%
\$6 - \$7	0	0.0%
\$8 - \$9	0	0.0%
\$10 - \$11	0	0.0%
\$12 - \$13	0	0.0%
N/A	0	0.0%
Other	0	0.0%
No Responses	1	100.0%
<b>Total</b>	1	100%
0 Comment(s)		

**22. Swim Team Program: If your preferences were met as previously ranked, what is the maximum you would be willing to pay per lane per hour?**

	Number of Response(s)	Response Ratio
\$4 - \$5	1	100.0%
\$6 - \$7	0	0.0%
\$8 - \$9	0	0.0%
\$10 - \$11	0	0.0%
\$12 - \$13	0	0.0%
N/A	0	0.0%
Other	0	0.0%
No Responses	0	0.0%
<b>Total</b>	1	100%
1 Comment(s)		

# Swim Academy - Summary

## 23. Please rate your satisfaction with the Roeland Park Aquatic Center.

1 = Excellent, 2 = Good, 3 = Average, 4 = Poor, 5 = N/A

Top number is the count of respondents selecting the option. Bottom % is percent of the total respondents selecting the option.

	1	2	3	4	5
Overall satisfaction with the Roeland Park Aquatic Center	0 0%	1 100%	0 0%	0 0%	0 0%
Program fees	0 0%	1 100%	0 0%	0 0%	0 0%
Practice schedule	0 0%	0 0%	0 0%	0 0%	1 100%
Pool location	1 100%	0 0%	0 0%	0 0%	0 0%
Parking	1 100%	0 0%	0 0%	0 0%	0 0%
Number of lanes	1 100%	0 0%	0 0%	0 0%	0 0%
Restrooms/changing rooms	0 0%	1 100%	0 0%	0 0%	0 0%
Program hours/schedule and availability of space	0 0%	0 0%	1 100%	0 0%	0 0%
Pool and facility cleanliness	1 100%	0 0%	0 0%	0 0%	0 0%
Communication about program	0 0%	0 0%	0 0%	0 0%	1 100%

0 Comment(s)

Swim Academy - Summary

**24. Please select where you receive information about the Roeland Park Aquatic Center.**

	<b>Number of Response(s)</b>	<b>Response Ratio</b>
City of Roeland Park website	0	0.0%
Johnson County Parks and Recreation website	0	0.0%
Facebook	0	0.0%
Word of mouth/friends	1	100.0%
Roeland Park Community Center	1	100.0%
Email or electronic newsletters	0	0.0%
My JCPRD printed activities brochure	0	0.0%
NextDoor App	0	0.0%
Shawnee Mission Post	0	0.0%
Twitter	0	0.0%
Other	0	0.0%
<b>Total</b>	<b>1</b>	<b>100%</b>
0 Comment(s)		

**25. Please feel free to provide additional feedback about the Roeland Park Aquatic Center.**

1 Response(s)



# waters e

## AQUATIC DE

### Constant Contact Survey Results

**Survey Name:** Roeland Park Aquatic Center - User Group Feedback Needs Assessment

**Response Status:** Partial & Completed

9/13/2018 3:40 PM CDT

**The following result(s) are limited to 1 respondent(s) who answered:**

*Swim Academy Swim Team*

*to: Please select which group you are representing in this survey.*

\*Please enter your information below.

Answers	Number of Response(s)
First Name	1
Last Name	1
Email Address	1
Postal Code	1

Please select which group you are representing in this survey.

Answer	0%	100%	Number of Response(s)	Response Ratio
Lap swimming			0	0.0 %
Water Polo			0	0.0 %
Swim Academy Swim Team			1	100.0 %
Bishop Miege			0	0.0 %
Other			0	0.0 %
No Response(s)			0	0.0 %
Totals			1	100%

\*Please select the City in which you live.

Answer	0%	100%	Number of Response(s)	Response Ratio
Roeland Park, KS			0	0.0 %
Overland Park, KS			0	0.0 %
Shawnee, KS			0	0.0 %
Leawood, KS			0	0.0 %
Lenexa, KS			0	0.0 %
Westwood, KS			0	0.0 %
Olathe, KS			0	0.0 %
Fairway, KS			0	0.0 %
Prairie Village, KS			1	100.0 %
Kansas City, KS			0	0.0 %
Kansas City, MO			0	0.0 %
Other			0	0.0 %
Totals			1	100%

Please rank your priorities in regards to your program. If this question does not apply to you, please skip it; otherwise, all options must be ranked.

1 = Most

Answer	1	2	3	4	5	6	Number of Response(s)	Ranking Score*
Fees							1	5.0
Practice schedule							1	4.0
Pool location							1	3.0
One swimmer per lane							1	6.0
Using Roeland Park Aquatic Center							1	2.0
Having a pool to use (not Roeland Park specifically)							1	1.0

\*The Ranking Score is the weighted average calculated by dividing the sum of all weighted rankings by the number of total responses.

How far are you willing to drive to participate in your program?

Answer	0%	100%	Number of Response(s)	Response Ratio
Less than 5 minutes			0	0.0 %
5 - 9 minutes			0	0.0 %
10 - 19 minutes			0	0.0 %
20 - 29 minutes			0	0.0 %
30 or more minutes			1	100.0 %
Other			0	0.0 %
No Response(s)			0	0.0 %
Totals			1	100%

How many times do you participate in your program per week?

Answer	0%	100%	Number of Response(s)	Response Ratio
1			0	0.0 %
2			0	0.0 %
3			0	0.0 %
4			0	0.0 %
5			0	0.0 %
6+			1	100.0 %
I participate occasionally throughout the year, but not on a regular weekly basis			0	0.0 %
N/A			0	0.0 %
Other			0	0.0 %
No Response(s)			0	0.0 %
Totals			1	100%

How many times do you participate in your program at the Roeland Park Aquatic Center in the summer?

Answer	0%	100%	Number of Response(s)	Response Ratio
0			1	100.0 %
1			0	0.0 %
2			0	0.0 %
3			0	0.0 %
4			0	0.0 %
5			0	0.0 %
6+			0	0.0 %
I participate occasionally but not on a regular weekly basis			0	0.0 %
N/A			0	0.0 %
Other			0	0.0 %
No Response(s)			0	0.0 %
Totals			1	100%

Please select the days and frequency you participate in your program at the Roeland Park Aquatic Center. If there are additional or preferred times not offered you would attend if available, please notate those in the comment section.

1 = Frequently, 2 = Occassionally, 3 = Never, 4 = N/A

Answer	1	2	3	4	Number of Response(s)	Rating Score*
Monday					1	1.0
Tuesday					1	1.0
Wednesday					1	1.0
Thursday					1	1.0
Friday					1	1.0
Saturday					1	1.0
Sunday					1	1.0

\*The Rating Score is the weighted average calculated by dividing the sum of all weighted ratings by the number of total responses.

How many times do you participate in your program at other pool facilities per week in the summer (not Roeland Park)? Please feel free to notate the facility name in the comment section.

Answer	0%	100%	Number of Response(s)	Response Ratio
0			0	0.0 %
1			0	0.0 %
2			0	0.0 %
3			0	0.0 %
4			0	0.0 %
5			0	0.0 %
6+			1	100.0 %
I participate occasionally but not on a regular weekly basis			0	0.0 %
N/A			0	0.0 %
Other			0	0.0 %
No Response(s)			0	0.0 %
Totals			1	100%

How many times do you participate in your program per week when Reoland Park is closed (example: Fall, Winter, Spring)? Please feel free to notate the facility name in the comment section.

Answer	0%	100%	Number of Response(s)	Response Ratio
0			0	0.0 %
1			0	0.0 %
2			0	0.0 %
3			0	0.0 %
4			0	0.0 %
5			0	0.0 %
6+			0	0.0 %
I participate occasionally but not on a regular weekly basis			0	0.0 %
N/A			0	0.0 %
Other			1	100.0 %
No Response(s)			0	0.0 %
Totals			1	100%

Lap Swimming & Water Polo Programs: How much do you currently pay per day? If you pay a monthly membership or purchase a punch pass and do not pay per day, please notate the pass type and the amount in the comment section.

Answer	0%	100%	Number of Response(s)	Response Ratio
\$1			0	0.0 %
\$2			0	0.0 %
\$3			0	0.0 %
\$4			0	0.0 %
\$5			0	0.0 %
\$6			0	0.0 %
\$7			0	0.0 %
\$8			0	0.0 %
\$9			0	0.0 %
\$10			0	0.0 %
\$11			0	0.0 %
\$12			0	0.0 %
\$13			0	0.0 %
\$14			0	0.0 %
\$15			0	0.0 %
Monthly membership			0	0.0 %
Punch pass			0	0.0 %
Other			0	0.0 %
Totals			0	0%

---

Swim Team Program: How much do you currently pay per lane per day on average?

Answer	0%	100%	Number of Response(s)	Response Ratio
\$1			0	0.0 %
\$2			0	0.0 %
\$3			0	0.0 %
\$4			1	100.0 %
\$5			0	0.0 %
\$6			0	0.0 %
\$7			0	0.0 %
\$8			0	0.0 %
\$9			0	0.0 %
\$10			0	0.0 %
\$11			0	0.0 %
\$12			0	0.0 %
\$13			0	0.0 %
\$14			0	0.0 %
\$15			0	0.0 %
Other			0	0.0 %
Totals			1	100%

---

What do you like about other pools for your program that the Roeland Park Aquatic Center does not offer?

1 Response(s)

---

What do you like about the Roeland Park Aquatic Center in comparison to other facilities for your program?

1 Response(s)

On average, how many lanes do you feel are needed for your program during a typical practice/session?

Answer	0%	100%	Number of Response(s)	Response Ratio
2			0	0.0 %
3			0	0.0 %
4			0	0.0 %
5			0	0.0 %
6			0	0.0 %
7			0	0.0 %
8			1	100.0 %
9			0	0.0 %
10			0	0.0 %
11			0	0.0 %
12			0	0.0 %
13			0	0.0 %
14			0	0.0 %
Other			0	0.0 %
No Response(s)			0	0.0 %
Totals			1	100%

How many days per week would you attend the Roeland Park Aquatic Center for your program if it was available through the fall?

Answer	0%	100%	Number of Response(s)	Response Ratio
0			0	0.0 %
1			0	0.0 %
2			0	0.0 %
3			0	0.0 %
4			0	0.0 %
5			0	0.0 %
6+			1	100.0 %
I would practice occasionally but not on a regular weekly basis			0	0.0 %
Other			0	0.0 %
No Response(s)			0	0.0 %
Totals			1	100%



If it was available in the fall, what is the earliest start time you could attend for your program?

Answer	0%	100%	Number of Response(s)	Response Ratio
3:30 p,m,			1	100.0 %
4 p.m.			0	0.0 %
4:30 p.m.			0	0.0 %
5 p.m.			0	0.0 %
5:30 p.m.			0	0.0 %
6 p.m.			0	0.0 %
6:30 p.m.			0	0.0 %
7 p.m.			0	0.0 %
7:30 p.m.			0	0.0 %
8 p.m.			0	0.0 %
Other			0	0.0 %
No Response(s)			0	0.0 %
Totals			1	100%

If it was available in the fall, what is the latest start time you could attend for your program?

Answer	0%	100%	Number of Response(s)	Response Ratio
3:30 p,m,			0	0.0 %
4 p.m.			0	0.0 %
4:30 p.m.			0	0.0 %
5 p.m.			0	0.0 %
5:30 p.m.			0	0.0 %
6 p.m.			0	0.0 %
6:30 p.m.			0	0.0 %
7 p.m.			1	100.0 %
7:30 p.m.			0	0.0 %
8 p.m.			0	0.0 %
Other			0	0.0 %
No Response(s)			0	0.0 %
Totals			1	100%

If it was available in the fall, what is your preferred start time for your program?

Answer	0%	100%	Number of Response(s)	Response Ratio
3:30 p.m,			1	100.0 %
4 p.m.			0	0.0 %
4:30 p.m.			0	0.0 %
5 p.m.			0	0.0 %
5:30 p.m.			0	0.0 %
6 p.m.			0	0.0 %
6:30 p.m.			0	0.0 %
7 p.m.			0	0.0 %
7:30 p.m.			0	0.0 %
8 p.m.			0	0.0 %
Other			0	0.0 %
No Response(s)			0	0.0 %
Totals			1	100%

How many times per week would you attend the Roeland Park Aquatic Center for your program if it was available year-round?

Answer	0%	100%	Number of Response(s)	Response Ratio
0			0	0.0 %
1			0	0.0 %
2			0	0.0 %
3			0	0.0 %
4			0	0.0 %
5			0	0.0 %
6+			0	0.0 %
I would practice occasionally but not on a regular weekly basis			0	0.0 %
Other			1	100.0 %
No Response(s)			0	0.0 %
Totals			1	100%

Lap Swimming & Water Polo Programs: If your preferences were met as previously ranked, what is the maximum you would be willing to pay per day?

Answer	0%	100%	Number of Response(s)	Response Ratio
\$4 - \$5			0	0.0 %
\$6 - \$7			0	0.0 %
\$8 - \$9			0	0.0 %
\$10 - \$11			0	0.0 %
\$12 - \$13			0	0.0 %
N/A			0	0.0 %
Other			0	0.0 %
No Response(s)			1	100.0 %
Totals			1	100%

Swim Team Program: If your preferences were met as previously ranked, what is the maximum you would be willing to pay per lane per hour?

Answer	0%	100%	Number of Response(s)	Response Ratio
\$4 - \$5			1	100.0 %
\$6 - \$7			0	0.0 %
\$8 - \$9			0	0.0 %
\$10 - \$11			0	0.0 %
\$12 - \$13			0	0.0 %
N/A			0	0.0 %
Other			0	0.0 %
No Response(s)			0	0.0 %
Totals			1	100%

Please rate your satisfaction with the Roeland Park Aquatic Center.

1 = Excellent, 2 = Good, 3 = Average, 4 = Poor, 5 = N/A

Answer	1	2	3	4	5	Number of Response(s)	Rating Score*
Overall satisfaction with the Roeland Park Aquatic Center						1	2.0
Program fees						1	2.0
Practice schedule						1	5.0
Pool location						1	1.0
Parking						1	1.0
Number of lanes						1	1.0
Restrooms/changing rooms						1	2.0
Program hours/schedule and availability of space						1	3.0
Pool and facility cleanliness						1	1.0
Communication about program						1	5.0

\*The Rating Score is the weighted average calculated by dividing the sum of all weighted ratings by the number of total responses.

Please select where you receive information about the Roeland Park Aquatic Center.

Answer	0%	100%	Number of Response(s)	Response Ratio
City of Roeland Park website			0	0.0 %
Johnson County Parks and Recreation website			0	0.0 %
Facebook			0	0.0 %
Word of mouth/friends			1	100.0 %
Roeland Park Community Center			1	100.0 %
Email or electronic newsletters			0	0.0 %
My JCPRD printed activities brochure			0	0.0 %
NextDoor App			0	0.0 %
Shawnee Mission Post			0	0.0 %
Twitter			0	0.0 %
Other			0	0.0 %
<b>Totals</b>			<b>1</b>	<b>100%</b>

Please feel free to provide additional feedback about the Roeland Park Aquatic Center.

1 Response(s)

## Constant Contact Survey Results

**Survey Name:** Roeland Park Aquatic Center - User Group Feedback Needs Assessment

**Response Status:** Partial & Completed

**Filter:** None

Sep 13, 2018 3:46:20 PM

2. Please select which group you are representing in this survey. - Other responses	
Answer	
[No Responses]	
3. Please select the City in which you live. - Other responses	
Answer	
Lee's summit	
Lawrence, KS	
Liberty	
De Soto, KS	
4. Please rank your priorities in regards to your program. If this question does not apply to you, please skip it; otherwise, all options must be	
Answer	
One swimmer per lane is never needed	
Using a pool. There is a need	
Having it available year round; use it to stay in shape and prepare for competition. There is NOT a year-round, long lane pool, with adequate hours near me EXCEPT for RPAC	
Longer this summer, extend beyond 8/12	
I could say that my #6 choice above is actually my #1 priority, i.e. having a pool where I can swim year around. But "any" pool won't work if the availability of swim times and lanes are very limited as they are at Matt Ross, for example.	
We should strive to develop a pool culture in Kansas City.	
please do not destroy this fitness facility. It has been, and should continue to be, premiere. There are too many shallow Kiddy pools throughout the metro area that are only open in the summer if outdoor.	
Having access to a competitive facility nearby in the winter.	
I would like to see the pool be open all year like it was.	
Consistency of pool access and location is critical. The polo team is a low maintenance team from a pool management perspective. We practice outside of normal patron hours and until recently was never required to have a lifeguard on duty.	
5. How far are you willing to drive to participate in your program? - Other responses	
Answer	
[No Responses]	
5. How far are you willing to drive to participate in your program? - Comments	
Answer	

User Group Feedback - Comments (Lap Swim, Swim Academy, Bishop Miege)

	The location of the pool is a to a huge advantage for the team. It's in a central location, especially advantageous because the members of the team are so spread out around KC. Additionally, the pool is conveniently located near a conjunction of freeways, making it easily accessible in that regard as well.
	would consider 20 - 29
	Roeland Park is easy to get to for people from all parts of the area.
	swimming is a lifetime fitness option, that can extend into senior years. Not many other sports can say that. So think about your senior tax payers. Fit and sane!
	Roeland Park is the only lap pool within my living vicinity. It is extremely inconvenient that it is closed/will be closed in the winter.
<b>6. How many times do you participate in your program per week? - Other responses</b>	
	<b>Answer</b>
	[No Responses]
<b>6. How many times do you participate in your program per week? - Comments</b>	
	<b>Answer</b>
	we swim 2 - 3 times per week; may increase in the winter as I don't do as much outdoor bike riding
	This past winter I swam at Matt Ross and was only able to swim twice a week because the lanes were not reliably available any more than that.
	it varies so avg 1x wk
	Apart from two weekly scheduled polo practices I also use the pool to swim regularly.
<b>7. How many times do you participate in your program at the Roeland Park Aquatic Center in the summer? - Other responses</b>	
	<b>Answer</b>
	[No Responses]
<b>7. How many times do you participate in your program at the Roeland Park Aquatic Center in the summer? - Comments</b>	
	<b>Answer</b>
	Would love to run swim training camps for stroke technique and camps for high school swimmers to keep in condition for HS swimming
	There are only two practices a week.
	Pool is not available for our usages
	Apart from two weekly scheduled polo practices I also use the pool to swim regularly.
<b>8. Please select the days and frequency you participate in your program at the Roeland Park Aquatic Center.If there are additional or</b>	
	<b>Answer</b>
	So long as I'm not traveling for work, participating in the program is my priority.
	the later opening hours on Friday - Saturday - Sunday aren't as convenient for me
	The important thing to me is for lap lanes to be open after work, rather than later in the evening.
	Our weekly practices are outside normal patron hours.
<b>9. How many times do you participate in your program at other pool facilities per week in the summer (not Roeland Park)? Please feel free to</b>	
	<b>Answer</b>
	[No Responses]
<b>9. How many times do you participate in your program at other pool facilities per week in the summer (not Roeland Park)? Please feel free to</b>	
	<b>Answer</b>
	Lee's Summit Aquatic Center
	I belong to Genesis at Ward Parkway and used the pool over the last winter because RPAC was not available.
	Very short lanes and must share lanes

User Group Feedback - Comments (Lap Swim, Swim Academy, Bishop Miego)

	Merriam, but its proposing to build a primarily childrens pool which is ridiculous
<b>10. How many times do you participate in your program per week when Reoland Park is closed (example: Fall, Winter, Spring)?Please feel</b>	
	<b>Answer</b>
	We rent 6 days a week at 3 area pools
<b>10. How many times do you participate in your program per week when Reoland Park is closed (example: Fall, Winter, Spring)?Please feel</b>	
	<b>Answer</b>
	If the facility were open during the winter season, I would have participated.
	Lee's Summit Aquatic Center or Genesis Gym Pool
	Genesis at Ward Parkway - I take classes: weight, spinning, and use equipment
	once or twice at mission, Sylvester Powell, which is also a ridiculously warm, crowded, non-emphasis-on-fitness pool even though there are seniors
	Currently we have no regular alternative.
<b>11. Lap Swimming &amp; Water Polo Programs: How much do you currently pay per day?If you pay a monthly membership or purchase a punch</b>	
	<b>Answer</b>
	N/A
	monthly
	Season membership
	Year pass
<b>11. Lap Swimming &amp; Water Polo Programs: How much do you currently pay per day?If you pay a monthly membership or purchase a punch</b>	
	<b>Answer</b>
	\$55/punch pass for water polo
	about \$30/mo
	I use it for cross training and not much for swimming (see comment above).
	It is great in very high/low temps or inclement weather
	Last fall I bought a year long membership at Matt Ross, but I have not gone there this summer.
	I bought a 2018 summer pass at Roeland Park Aquatic Center.
	not sure. would be willing to pay a couple of dollars more to enjoy a premiere fitness pool
	Season membership Turner Aquatic - senior discount \$45/school year.
	\$60
<b>12. Swim Team Program: How much do you currently pay per lane per day on average? - Other responses</b>	
	<b>Answer</b>
	0
	have had the yearly pass
	Year long pass.
<b>12. Swim Team Program: How much do you currently pay per lane per day on average? - Comments</b>	
	<b>Answer</b>
	now just for summer
	Please restore the dome
	N/A
<b>13. What do you like about other pools for your program that the Roeland Park Aquatic Center does not offer? - Responses</b>	
	<b>Answer</b>



User Group Feedback - Comments (Lap Swim, Swim Academy, Bishop Miego)

	Larger locker rooms
	Lower price
	A winter facility.
	Warm water for teaching small children
	Modern, well-maintained & clean facilities.
	better/cleaner locker/shower areas
	I don't like any other pool as well as Roeland Park Aquatic Center. The locker rooms at Matt Ross are nicer looking, but the locker room at Roeland Park serves my needs adequately.
	UMKC has a steam bath and a spin dryer for swimsuits.
	nothing. the location is gorgeous - well designed, with some grass not all concrete. Take advantage of it! There is no other athletic pool in the city like Roeland Park - make yourselves and mission that. Roeland park is special.
	Turner Aquatic is open in the winter. Senior discount too.
	Permanent structures over lap pools that enable year-round swimming. For example, pools in Raleigh, NC.
	Right now, ability to play in winter.
<b>14. What do you like about the Roeland Park Aquatic Center in comparison to other facilities for your program? - Responses</b>	
	<b>Answer</b>
	Outside
	Convenient for students and pool time to use after school
	Outdoor pools are always wonderful to practice/play in. The Roeland Park facilities are well-maintained.
	Large facility
	More swim lanes
	The cost & staff.
	close, lane length options (25 or 50), ability to swim at low demand time (lane to myself)
	More lanes. Longer lanes. More swim time options.
	Roeland Park has an outdoor pool in the summer and is enclosed for winter use.
	The number of lap lanes and beauty of the pool. Proximity.
	Amount of lap lanes and (old) pool schedule
	Lot's of lap lanes, open year round (outdoors in the summer & indoors in the winter).
	Proximity to home.
	It's close and has a lot of lanes.
	Location.
<b>15. On average, how many lanes do you feel are needed for your program during a typical practice/session? - Other responses</b>	
	<b>Answer</b>
	We typically only take out 1-3 lanes depending on the # of people showing up.
	I lap swim.
<b>15. On average, how many lanes do you feel are needed for your program during a typical practice/session? - Comments</b>	
	<b>Answer</b>
	If available we would use 12
	I am a "program" of one. Maybe I'm not supposed to be answering these questions.
	If the swim teams are there, you need at least 4 lanes open to public. At least.

<b>16. How many days per week would you attend the Roeland Park Aquatic Center for your program if it was available through the fall? - Other</b>	
<b>Answer</b>	
	[No Responses]
<b>16. How many days per week would you attend the Roeland Park Aquatic Center for your program if it was available through the fall? -</b>	
<b>Answer</b>	
	The maximum # practices is 2/week.
<b>17. If it was available in the fall, what is the earliest start time you could attend for your program? - Other responses</b>	
<b>Answer</b>	
	mornings - or 4 - 6 p.m.
	Noon.
<b>17. If it was available in the fall, what is the earliest start time you could attend for your program? - Comments</b>	
<b>Answer</b>	
	7 PM on Thursdays and 10 AM on Sunday.
	PEOPLE WORK!
	Approximate; I would make it work.
	7pm Thursday, 10am Sunday
<b>18. If it was available in the fall, what is the latest start time you could attend for your program? - Other responses</b>	
<b>Answer</b>	
	2:00
<b>18. If it was available in the fall, what is the latest start time you could attend for your program? - Comments</b>	
<b>Answer</b>	
	Again, 10 AM on Sundays.
	PEOPLE GO TO BED TO GET UP AND GO TO WORK!
	This is approximate; I would make it work.
<b>19. If it was available in the fall, what is your preferred start time for your program? - Other responses</b>	
<b>Answer</b>	
	3:45
	8 - 8:30 a.m.
	Noon.
<b>19. If it was available in the fall, what is your preferred start time for your program? - Comments</b>	
<b>Answer</b>	
	We have multiple programs
	This is just approximate; I would make it work.
	7pm Thursday, 10am Sunday
<b>20. How many times per week would you attend the Roeland Park Aquatic Center for your program if it was available year-round? - Other responses</b>	
<b>Answer</b>	
	8
<b>20. How many times per week would you attend the Roeland Park Aquatic Center for your program if it was available year-round? - Comments</b>	

User Group Feedback - Comments (Lap Swim, Swim Academy, Bishop Miege)

<b>Answer</b>
If the # practices increased, I would prioritize that.
We would schedule mornings and afternoons with afternoons being largest usage Also babies during the day and early evening.
<b>21. Lap Swimming &amp; Water Polo Programs: If your preferences were met as previously ranked, what is the maximum you would be willing to pay per day? - Other responses</b>
<b>Answer</b>
N/A
prefer an annual pass option
<b>21. Lap Swimming &amp; Water Polo Programs: If your preferences were met as previously ranked, what is the maximum you would be willing to pay per day? - Comments</b>
<b>Answer</b>
If I swam 3 times a week @ \$4 each time, that would be \$624.00 annually or about \$144 for Sept/Oct/Nov). Annually-too expensive. Fall-better.
Community pools are rarely if ever profitable for the host community. They are subsidized by the community / government, to provide an amenity for its citizens.
<b>22. Swim Team Program: If your preferences were met as previously ranked, what is the maximum you would be willing to pay per lane per hour? - Other responses</b>
<b>Answer</b>
15 to 20
<b>22. Swim Team Program: If your preferences were met as previously ranked, what is the maximum you would be willing to pay per lane per hour? - Comments</b>
<b>Answer</b>
20 would be the highest only because that is what we would pay at UMKC but parking is a problem. This was a big draw back and not convenient
Currently we pay a flat fee for pool usage. Not per lane usage. The high school rental rate ranges from \$18-29 per hour for a 6 lane pool
<b>23. Please rate your satisfaction with the Roeland Park Aquatic Center. - Comments</b>
<b>Answer</b>
rated communication poor as it was very difficult to get information last fall and through the winter
Dont wreck the fitness emphasis for all ages - remember this pool was built when Catherine Fox was an Olympian. Make it for all ages, but build it correctly. Stand out from the multiple other kiddy pools in the metro area.
Program fees were high for annual (when pool was open year round). Especially when I could swim at Turner Aquatic (odd hours) for \$45-senior discount for the school year.
<b>24. Please select where you receive information about the Roeland Park Aquatic Center. - Other responses</b>
<b>Answer</b>
Teamsnap
Our team members
at the pool
<b>24. Please select where you receive information about the Roeland Park Aquatic Center. - Comments</b>
<b>Answer</b>
Info on the Aquatic Center is very scattered. I had to subscribe to the SMPPost in order to find out what was going on with the dome. The website information is sometimes wrong. These difficulties don't help the center expand its user base.

25. Please feel free to provide additional feedback about the Roeland Park Aquatic Center. - Responses	
Answer	
	Th HS swim team is in jeopardy of ending without Roeland Park being a year round program as 2018 -19 could be the last for Miege if we do not solve an after school practice time. We were force to practice at 7:30 PM. This caused us to put students out late on school nights. The year round is needed for one of the best swim programs in State
	There is a shortage of pool availability in the northeast Johnson County. The RP facility meets many of the needs of this area. If it is run correctly it would be a major asset to the community
	There is a dire need for a serious "athletic" oriented year around pool in northeast Johnson County. The summer pools are oriented toward children/family recreation. The indoor pool lanes are extremely limited. Marketed correctly, I think RPAC could have a large and committed group of users.
	I think that it is important to get children swimming and to provide a chance to learn Water Polo. The pool is a metro benefit and a resource that we should try to keep open year round.
	I've said it all above.
	I really like Roeland Park Aquatic Center, especially when it was year-round. I liked the outdoor swimming in summer and under the dome in winter. There are always enough lap lanes. I feel the pool is the best in the city for serious swimmers. I live close to Matt Ross, but choose not to swim there. I choose Roeland Park. Thanks.
	Please review community pools in other city's where they've been converted from outdoor to indoor pools, such as in Kearns/Taylorsville Utah and Raleigh NC; obtain estimates from vendors and look into structure rental options such as All Site Structures, <a href="https://allsitestructures.com/fabric-building-structure-swimming-pools/">https://allsitestructures.com/fabric-building-structure-swimming-pools/</a>
	We need improved communication and consistent access to facilities.

## ROELAND PARK AQUATIC CENTER

WE WANT YOUR FEEDBACK!



Please provide your thoughts or comments on the Roeland Park Aquatic Center. This card can be dropped off at the Roeland Park Aquatic Center or Community Center.

Pool is closing in August → too early. Good staff at pool. WATER classes great! Need to advertise <sup>water</sup> classes best kept secret. Need to train staff on computers for enrolling in classes.

Received during General Open House

Please complete the online survey at [www.roelandpark.net](http://www.roelandpark.net).



## ROELAND PARK AQUATIC CENTER

WE WANT YOUR FEEDBACK!

Please provide your thoughts and return to team members or the Roeland Park Aquatic Center.

Can the city afford to operate a pool of this size without help from the county?

Please complete the online survey at [www.roelandpark.net](http://www.roelandpark.net).



## ROELAND PARK AQUATIC CENTER

WE WANT YOUR FEEDBACK!



Please provide your thoughts or comments on the Roeland Park Aquatic Center. This card can be dropped off at the Roeland Park Aquatic Center or Community Center.

Thank you for exploring options for this very special facility. Personally I am a 68 year old triathlete who trains year round. Having a facility close to my location (64113) is very helpful.

Received during Masters  
special user group meeting

Please complete the online survey at [www.roelandpark.net](http://www.roelandpark.net).

## ROELAND PARK AQUATIC CENTER

WE WANT YOUR FEEDBACK!



Please provide your thoughts or comments on the Roeland Park Aquatic Center. This card can be dropped off at the Roeland Park Aquatic Center or Community Center.

The RPAC is a unique facility like no other for competitive swimming. We know of no other pool that can hold a competition in all 3 race distances during the same time. MANY Masters achieves far more relay rankings in the nation due to this facility. Possible visits per year for us could be 5000. (see back)

Bill Sherman 816-560-6215

Please complete the online survey at [www.roelandpark.net](http://www.roelandpark.net).

Received during Masters special user  
group meeting, Front



## ROELAND PARK AQUATIC CENTER

### WE WANT YOUR FEEDBACK!

Please provide your thoughts and return to team  
members or the Roeland Park Aquatic Center.

Keep RPAC open as a year

round competitive/training pool.

I have contracted with other

TCRC D to offer adapted ~~for~~ swimmers

and the temp / other activities were

Please complete the online survey  
at [www.roelandpark.net](http://www.roelandpark.net).



Received during Masters special user  
group meeting, Back

note ~~the~~ <sup>problem</sup> the mismanagement  
by JCPRP was a problem.  
I had to hunt down contract,  
the pool would be closed  
(heater broken, chemicals off, etc.)  
and no one would call to let  
us know. I hope Racine  
Park will consider the potential  
of KPAC if it is managed well

---

**Roberta Bossert**

704 W 90th Ter  
Kansas City, MO 64114  
505-620-2948  
robbieboss@aol.com

24th July 2018

**Roeland Park Aquatic Center**

Johnson County Parks & Recreation  
4843 Rosewood Dr  
Roeland Park, KS

Dear JCPRD & Roeland Park,

I have been coming to Roeland Park Aquatic Center since 2012 and have participated in the Deep Water Aerobics (Bliss) classes. They are wonderful !!

I always look forward to them. Bernadette Wagner is a great instructor, and makes the workouts fun, energetic, and healthful.

Please, please keep the pool open past the middle of August. We now have a large group (mostly senior citizens) in the Bliss class, and we are all anxious to continue coming through September and beyond.

The Roeland Park Aquatic Center is a treasure, and I hope you decide to fully utilize the facility this year.

Sincerely,

Roberta Bossert



**Weather History**

<b><i>April</i></b>	<b>2013</b>	<b>2014</b>	<b>2015</b>	<b>2016</b>	<b>2017</b>	<b>2018</b>	<b>5-Yr Avg.</b>	<b>% Change</b>
Max Temperature	72	68	70	68	69	68	69	-1.45%
Mean Temperature	50	54	58	58	57	48	54	-15.79%
Min Temperature	37	37	45	43	46	28	39	-39.13%
Precipitation (total inches/sum)	4.09	4.93	3.17	4.5	5.8	0.92	4	-84.14%
<b><i>May</i></b>	<b>2013</b>	<b>2014</b>	<b>2015</b>	<b>2016</b>	<b>2017</b>	<b>2018</b>	<b>5-Yr Avg.</b>	<b>% Change '17 - '18</b>
Max Temperature	77	77	83	72	74	81	77	9.46%
Mean Temperature	63	66	72	52	64	73	65	14.06%
Min Temperature	36	48	53	50	50	66	51	32.00%
Precipitation (total inches/sum)	8.64	1.37	10.6	7.56	4.33	3.88	6	-10.39%
<b><i>June</i></b>	<b>2013</b>	<b>2014</b>	<b>2015</b>	<b>2016</b>	<b>2017</b>	<b>2018</b>	<b>5-Yr Avg.</b>	<b>% Change '17 - '18</b>
Max Temperature	87	82	85	87	80	88	85	10.00%
Mean Temperature	74	73	76	78	74	78	76	5.41%
Min Temperature	58	64	61	70	60	67	63	11.67%
Precipitation (total inches/sum)	3.9	8.19	6.19	1.61	5.79	1.18	4	-79.62%
<b><i>July</i></b>	<b>2013</b>	<b>2014</b>	<b>2015</b>	<b>2016</b>	<b>2017</b>	<b>2018</b>	<b>5-Yr Avg.</b>	<b>% Change '17 - '18</b>
Max Temperature	87	85	86	86	85	88	86	3.53%
Mean Temperature	78	74	78	78	78	79	78	1.28%
Min Temperature	66	64	64	67	71	70	67	-1.41%
Precipitation (total inches/sum)	2	1.41	7.07	4.39	8.4	3.27	4	-61.07%
<b><i>August</i></b>	<b>2013</b>	<b>2014</b>	<b>2015</b>	<b>2016</b>	<b>2017</b>	<b>2018</b>	<b>5-Yr Avg.</b>	<b>% Change '17 - '18</b>
Max Temperature	86	85	83	86	78	84	84	7.69%
Mean Temperature	76	78	75	77	72	77	76	6.94%
Min Temperature	68	69	64	68	62	68	67	9.68%
Precipitation (total inches/sum)	2.68	4.77	3.91	8.49	9.57	2.94	5	-69.28%
<b><i>September</i></b>	<b>2013</b>	<b>2014</b>	<b>2015</b>	<b>2016</b>	<b>2017</b>	<b>2018</b>	<b>5-Yr Avg.</b>	<b>% Change '17 - '18</b>
Max Temperature	86	83	81	81	81	82	82	1.23%
Mean Temperature	71	67	72	71	71	71	71	0.00%
Min Temperature	59	49	61	60	59	55	57	-6.78%
Precipitation (total inches/sum)	2.99	2.7	2.67	3.37	2.21	3.17	3	43.44%
<b><i>October</i></b>	<b>2013</b>	<b>2014</b>	<b>2015</b>	<b>2016</b>	<b>2017</b>	<b>2018</b>	<b>5-Yr Avg.</b>	<b>% Change '17 - '18</b>
Max Temperature	75	73	72	78	75	77	75	2.67%
Mean Temperature	56	59	58	62	58	56	58	-3.45%

Johnson County, KS

Min Temperature	41	41	40	47	32	38	40	18.75%
Precipitation (total inches/sum)	5.38	5.07	1.47	1.92	3.8	9.98	5	162.63%
<b>November</b>	<b>2013</b>	<b>2014</b>	<b>2015</b>	<b>2016</b>	<b>2017</b>	<b>2018</b>	<b>4-Yr Avg.</b>	<b>% Change '17 - '18</b>
Max Temperature	59	58	59	70	59	-	61	#VALUE!
Mean Temperature	41	39	48	51	45	-	45	#VALUE!
Min Temperature	19	19	31	35	29	-	27	#VALUE!
Precipitation (total inches/sum)	1.31	0.48	5.82	1.67	0.1	-	2	#VALUE!



---

# ROELAND PARK AQUATIC CENTER

---

Sample 2019 Operating Plan

SEPTEMBER 5, 2018  
CITY OF ROELAND PARK  
4600 W. 51st St. Suite #200, Roeland Park, KS 66205

## Table of Contents

I. Introduction .....	2
II. Recommendations .....	2
III. Dates, Hours and Schedule .....	2
IV. Programming .....	2
V. Staffing .....	2
VI. Marketing.....	3
VII. Technology.....	3
VIII. Timeline .....	3
IX. Annual Budget.....	3
X. Appendix .....	3

DRAFT

## I. Introduction

The Annual Operational Plan serves as the planning guide for the upcoming swimming season at the Roeland Park Aquatic Center. The intent is to develop operating details ahead of the season in a manner that is beneficial and strategic for both the Management Company and the Owner.

This plan will be submitted annually by the Management Company to the Owner for review and approval. All information within this plan are pending until approved by the Owner via written notice.

## II. Recommendations

Please provide a detail description of any proposed changes and/or recommendations from the previous operating season to the upcoming season. If the proposed change will be addressed in other section of this plan, please also include the change here.

## III. Dates, Hours and Schedule

*\*Include master schedule detail in the Appendix.*

Specify the **dates** of operation, including regular season and adapted/modified season after school begins.

---

- Regular season
- Adapted season:

Specify **hours** of operation, including rentals, activities, programs, open swim, etc.

---

- Regular Season
- Adapted Season

## IV. Programming

Provide a list and short description of each class, activity or program that will be offered at the facility, including activities who will rent space for their activity.

*\*Please include program proposal form for each program to the appendix.*

## V. Staffing

Provide a list of all staff position titles, their respective primary job duties, total quantities to be hired, estimated salary (full-time employees dedicated to Roeland Park Aquatic Center) and/or pay scales (for part-time/seasonal employees) and certifications. Include an organization chart of all positions; job descriptions are required to be made available upon request.

Please describe the initial and ongoing training requirements of all applicable positions.

---



## VI. Marketing

Describe the methods of communication about the facility and its offerings, as well as when those methods will be implemented.

## VII. Technology

Please indicate pieces of technology anticipated to operate the facility (ex. registrations, sales/P.O.S. for front desk and concessions, employee scheduling, radio service, etc.)

## VIII. Timeline

Please specify critical tasks to be completed each month and any needs or notes you may have that correspond with those tasks. This will be used to keep efficiency and momentum of opening, operating and closing down the facility.

## IX. Annual Budget

The annual budget shall include the items listed below.

*\*Supporting documentation and details should be provided in the appendix.*

- Fee schedules to be charged for all revenue categories
- Rent structure for activities and events
- Details of assumed staff hours & hourly rates by job classification
- Projected revenues and operating expenses by category with explanation and assumptions for each line item

## X. Appendix

The appendix is to be used for detailed information and documentation that supports the Operational Plan. Those elements may include:

- Master schedule
- Program proposals
- Annual budget documents: fees, schedules, budget and/or accounting documents

## Roeland Park Aquatic Center - Public Engagement Plan

### Social Media Posts (By day and platform): CITY POSTS

---

7/5/18: #1

---

#### **Facebook**



The Roeland Park Aquatic Center operational study has begun and public engagement is an important part of understanding the needs of the community. Join us on Tuesday, July 24 from 4 – 7 p.m. for the Roeland Park Aquatic Center open house to talk about your swimming needs. Tell us about your swimming needs by taking the Roeland Park Aquatic Center survey.



<http://survey.constantcontact.com/survey/a07efhnir6mjinni851/start>

(Photo: Open house photo)

#### **Twitter**

The Roeland Park Aquatic Center study and public engagement has begun. Join us on Tuesday, July 24 from 4 – 7 p.m. for the RPAC open house to talk about your swimming needs. Submit comments by taking the survey at <http://survey.constantcontact.com/survey/a07efhnir6mjinni851/start>

#RoelandPark #RPAC #rpacpool #rpacswimming

(Photo: Open house photo)

#### **Nextdoor**



The Roeland Park Aquatic Center operational study has begun and public engagement is an important part of understanding the needs of the community. Join us on Tuesday, July 24 from 4 – 7 p.m. for the Roeland Park Aquatic Center open house to talk about your swimming needs. Tell us about your swimming needs by taking the Roeland Park Aquatic Center survey.



<http://survey.constantcontact.com/survey/a07efhnir6mjinni851/start>

(Photo: Open house photo)

---

7/9/18: #2

---

#### **Facebook**



Swimmers take your mark and take the Roeland Park Aquatic Center survey to provide your feedback on swimming and the aquatic center.



<http://survey.constantcontact.com/survey/a07efhnir6mjinni851/start>

(Photo: Swim lesson/swimming photo)

#### **Twitter**

## Roeland Park Aquatic Center - Public Engagement Plan



Swimmers take your mark and ake the Roeland Park Aquatic Center survey to provide your feedback on swimming and the aquatic center.



<http://survey.constantcontact.com/survey/a07efhnir6mjinni851/start>

#RoelandPark #RPAC #rpacpool #rpacswimming

(Photo: Swim lesson/swimming photo)

---

7/12/18: #3

---

### **Facebook**



The Roeland Park Aquatic Center open house is on Tuesday, July 24 from 4 – 7 p.m. at the Roeland Park Community Center, 4850 Rosewood Dr. Roeland Park, KS 66205. Come talk with the team about your swimming needs and ask questions. The survey link is below for you to have your voice be heard about the Roeland Park Aquatic Center.



<http://survey.constantcontact.com/survey/a07efhnir6mjinni851/start>

(Photo: Open house photo)

### **Twitter**



The RPAC open house is on Tuesday, July 24 from 4 – 7 p.m. at the Roeland Park Community Center. Complete the survey to have your voice be heard.



<http://survey.constantcontact.com/survey/a07efhnir6mjinni851/start>

#RoelandPark #RPAC #rpacpool #rpacswimming

(Photo: Open house photo)

### **NextDoor**



The Roeland Park Aquatic Center open house is on Tuesday, July 24 from 4 – 7 p.m. at the Roeland Park Community Center, 4850 Rosewood Dr. Roeland Park, KS 66205. Come talk with the team about your swimming needs and ask questions. The survey link is below for you to have your voice be heard about the Roeland Park Aquatic Center.



<http://survey.constantcontact.com/survey/a07efhnir6mjinni851/start>

(Photo: Open house photo)

---

7/15/18: 4

---

### **Facebook**

## Roeland Park Aquatic Center - Public Engagement Plan



What's better than summer time swimming? Giving your feedback on the pool, of course! Share your thoughts on the aquatic center by completing this survey.



<http://survey.constantcontact.com/survey/a07efhnir6mjinni851/start>

(Photo: lap swimmer/swimming photo)

### Twitter



What's better than summer time swimming? Giving your feedback on the pool, of course! Share your thoughts on the aquatic center by completing this survey.



<http://survey.constantcontact.com/survey/a07efhnir6mjinni851/start>

#RoelandPark #RPAC #rpacpool #rpacswimming

(Photo: lap swimmer/swimming photo)

---

### 7/18/18: #5

#### Facebook



Join us at the Roeland Park Aquatic Center open house on Tuesday, July 24 from 4 – 7 p.m. to talk about the Roeland Park Aquatic Center and your swimming needs and preferences. The open house will be held at the Roeland Park Community Center, at 4850 Rosewood Dr. Roeland Park, KS 66205.

(Photo: Wide overall lap photo)

#### Twitter



Join us at the RPAC open house on Tuesday, July 24 from 4 – 7 p.m. to talk about your swimming needs and preferences. The open house will be held at the Roeland Park Community Center, at 4850 Rosewood Dr. Roeland Park, KS 66205.

#RoelandPark #RPAC #rpacpool #rpacswimming

(Photo: Wide overall lap photo)

---

### 7/21/18: #6

#### Facebook



Pool pass – check. Sunscreen – check. Concession money – check. COMPLETE POOL SURVEY - CHECK.



<http://survey.constantcontact.com/survey/a07efhnir6mjinni851/start>

(Photo: 2 boys smiling/swimming photo)

#### Twitter



Pool pass – check. Sunscreen – check. Concession money – check. COMPLETE POOL SURVEY - CHECK.

## Roeland Park Aquatic Center - Public Engagement Plan

✓ <http://survey.constantcontact.com/survey/a07efhnir6mjinni851/start>

#RoelandPark #RPAC #rpacpool #rpacswimming

(Photo: 2 boys smiling/swimming photo)

### NextDoor



Pool pass – check. Sunscreen – check. Concession money – check. COMPLETE POOL SURVEY - CHECK.

The City of Roeland Park and the Roeland Park Aquatic Center want to hear from you! The survey should only take about 10 minutes.

✓ <http://survey.constantcontact.com/survey/a07efhnir6mjinni851/start>

(Photo: 2 boys smiling/swimming photo)

---

7/23/18: #7

---

### Facebook



Tomorrow is the Roeland Park Aquatic Center open house! Join us from 4 – 7 p.m. at the Roeland Park Community Center, 4850 Rosewood Dr. Roeland Park, KS 66205. to talk with the team about your swimming needs and ask questions. The survey link is below for you to submit your feedback about the Roeland Park Aquatic Center.

✓ <http://survey.constantcontact.com/survey/a07efhnir6mjinni851/start>

(NO PHOTO)

### Twitter



Tomorrow is the Roeland Park Aquatic Center open house from 4 – 7 p.m. at the Roeland Park Community Center, 4850 Rosewood Dr. Roeland Park, KS 66205.

✓ <http://survey.constantcontact.com/survey/a07efhnir6mjinni851/start>

#RoelandPark #RPAC #rpacpool #rpacswimming

(NO PHOTO)

---

7/24/18: #8

---

### Facebook



Join us TONIGHT for the Roeland Park open house from 4 – 7 p.m. at the Roeland Park Community Center, 4850 Rosewood Dr. Roeland Park, KS 66205. Talk with the team about the Roeland Park Aquatic Center, your swimming needs and complete a survey to have your voice be heard.

## Roeland Park Aquatic Center - Public Engagement Plan

(Photo: Open house photo)

### Twitter



Join us TONIGHT for the Roeland Park open house from 4 – 7 p.m. at the Roeland Park Community Center, 4850 Rosewood Dr. Roeland Park, KS 66205. Talk with the team about RPAC, your swimming needs and complete a survey to have your voice be heard.

(Photo: Open house photo)

### NextDoor



Join us TONIGHT for the Roeland Park open house from 4 – 7 p.m. at the Roeland Park Community Center, 4850 Rosewood Dr. Roeland Park, KS 66205. Talk with the team about the Roeland Park Aquatic Center, your swimming needs and complete a survey to have your voice be heard.

(Photo: Open house photo)

---

7/27/18: #9

---

### Facebook



Couldn't attend the Roeland Park Aquatic Center open house? You can still submit your by taking the online survey. It will be available through July 31!



<http://survey.constantcontact.com/survey/a07efhnir6mjinni851/start>

(NO PHOTO)

### Twitter



Couldn't attend the Roeland Park Aquatic Center open house? You can still submit your by taking the online survey. It will be available through July 31!



<http://survey.constantcontact.com/survey/a07efhnir6mjinni851/start>

#RoelandPark #RPAC #rpacpool #rpacswimming

(NO PHOTO)

---

7/31/18: #10

---

### Facebook



Today is your last shot to submit your comments on the Roeland Park Aquatic Center by taking the online survey. We want to hear from you!



<http://survey.constantcontact.com/survey/a07efhnir6mjinni851/start>

## Roeland Park Aquatic Center - Public Engagement Plan

(Photo: 2 boys smiling/swimming photo)

### **Twitter**



Today is your last shot to submit your comments on the Roeland Park Aquatic Center by taking the online survey. We want to hear from you!



<http://survey.constantcontact.com/survey/a07efhnir6mjinni851/start>

#RoelandPark #RPAC #rpacpool #rpacswimming

(Photo: 2 boys smiling/swimming photo)

### **NextDoor**



Today is your last shot to submit your comments on the Roeland Park Aquatic Center by taking the online survey. We want to hear from you!



<http://survey.constantcontact.com/survey/a07efhnir6mjinni851/start>

(Photo: 2 boys smiling/swimming photo)



## Roeland Park Aquatic Center - Public Engagement Plan

### Social Media Posts (By day and platform): COUNTY POSTS

---

7/5/18: #1

---

#### **Facebook: County**



The Roeland Park Aquatic Center operational study has begun and public engagement is an important part of understanding the needs of the community. Join us on Tuesday, July 24 from 4 – 7 p.m. for the Roeland Park Aquatic Center open house to talk about your swimming needs. Tell us about your swimming needs by taking the Roeland Park Aquatic Center survey.



<http://survey.constantcontact.com/survey/a07efhnir6mjinni851/start>

(Photo: Open house photo)

#### **Facebook: Pool**



The Roeland Park Aquatic Center operational study has begun and public engagement is an important part of understanding the needs of the community. Join us on Tuesday, July 24 from 4 – 7 p.m. for the Roeland Park Aquatic Center open house to talk about your swimming needs. Tell us about your swimming needs by taking the Roeland Park Aquatic Center survey.



<http://survey.constantcontact.com/survey/a07efhnir6mjinni851/start>

(Photo: Open house photo)

#### **Facebook: Stingrays**



The Roeland Park Aquatic Center operational study has begun and public engagement is an important part of understanding the needs of the community. Join us on Tuesday, July 24 from 4 – 7 p.m. for the Roeland Park Aquatic Center open house to talk about your swimming needs. Tell us about your swimming needs by taking the Roeland Park Aquatic Center survey.



<http://survey.constantcontact.com/survey/a07efhnir6mjinni851/start>

(Photo: Open house photo)

#### **Twitter: County**

The Roeland Park Aquatic Center study and public engagement has begun. Join us on Tuesday, July 24 from 4 – 7 p.m. for the RPAC open house to talk about your swimming needs. Submit comments by taking the survey at <http://survey.constantcontact.com/survey/a07efhnir6mjinni851/start>

#RoelandPark #RPAC #rpacpool #rpacswimming

(Photo: Open house photo)

## Roeland Park Aquatic Center - Public Engagement Plan

---

7/9/18: #2

---

### **Facebook: County**



Swimmers take your mark and take the Roeland Park Aquatic Center survey to provide your feedback on swimming and the aquatic center.



<http://survey.constantcontact.com/survey/a07efhnir6mjinni851/start>

(Photo: Swim lesson/swimming photo)

### **Facebook: Pool**



Swimmers take your mark and take the Roeland Park Aquatic Center survey to provide your feedback on swimming and the aquatic center.



<http://survey.constantcontact.com/survey/a07efhnir6mjinni851/start>

(Photo: Swim lesson/swimming photo)

### **Facebook: Stingrays**



Swimmers take your mark and take the Roeland Park Aquatic Center survey to provide your feedback on swimming and the aquatic center.



<http://survey.constantcontact.com/survey/a07efhnir6mjinni851/start>

(Photo: Swim lesson/swimming photo)

### **Twitter: County**



Swimmers take your mark and take the Roeland Park Aquatic Center survey to provide your feedback on swimming and the aquatic center.



<http://survey.constantcontact.com/survey/a07efhnir6mjinni851/start>

#RoelandPark #RPAC #rpacpool #rpacswimming

(Photo: Swim lesson/swimming photo)

---

7/12/18: #3

---

### **Facebook: County**



The Roeland Park Aquatic Center open house is on Tuesday, July 24 from 4 – 7 p.m. at the Roeland Park Community Center, 4850 Rosewood Dr. Roeland Park, KS 66205. Come talk with the team about your swimming needs and ask questions. The survey link is below for you to have your voice be heard about the Roeland Park Aquatic Center.





<http://survey.constantcontact.com/survey/a07efhnir6mjinni851/start>

## Roeland Park Aquatic Center - Public Engagement Plan

(Photo: Open house photo)



### **Facebook: Pool**

  The Roeland Park Aquatic Center open house is on Tuesday, July 24 from 4 – 7 p.m. at the Roeland Park Community Center, 4850 Rosewood Dr. Roeland Park, KS 66205. Come talk with the team about your swimming needs and ask questions. The survey link is below for you to have your voice be heard about the Roeland Park Aquatic Center.

✓ <http://survey.constantcontact.com/survey/a07efhnir6mjinni851/start>

(Photo: Open house photo)



### **Facebook: Stingrays**

  The Roeland Park Aquatic Center open house is on Tuesday, July 24 from 4 – 7 p.m. at the Roeland Park Community Center, 4850 Rosewood Dr. Roeland Park, KS 66205. Come talk with the team about your swimming needs and ask questions. The survey link is below for you to have your voice be heard about the Roeland Park Aquatic Center.

✓ <http://survey.constantcontact.com/survey/a07efhnir6mjinni851/start>

(Photo: Open house photo)

### **Twitter: County**

  The RPAC open house is on Tuesday, July 24 from 4 – 7 p.m. at the Roeland Park Community Center. Complete the survey to have your voice be heard.

✓ <http://survey.constantcontact.com/survey/a07efhnir6mjinni851/start>



#RoelandPark #RPAC #rpacpool #rpacswimming

(Photo: Open house photo)

---

7/15/18: #4



### **Facebook: County**

  What's better than summer time swimming? Giving your feedback on the Roeland Park Aquatic Center, of course! Share your thoughts on the aquatic center by completing this survey.

✓ <http://survey.constantcontact.com/survey/a07efhnir6mjinni851/start>

(Photo: lap swimmer/swimming photo)

### **Facebook: Pool**


  What's better than summer time swimming? Giving your feedback on the pool, of course! Share your thoughts on the aquatic center by completing this survey.

## Roeland Park Aquatic Center - Public Engagement Plan

✓ <http://survey.constantcontact.com/survey/a07efhnir6mjinni851/start>

(Photo: lap swimmer/swimming photo)


### **Facebook: Stingrays**

 What's better than summer time swimming? Giving your feedback on the pool, of course! Share your thoughts on the aquatic center by completing this survey.

✓ <http://survey.constantcontact.com/survey/a07efhnir6mjinni851/start>

(Photo: lap swimmer/swimming photo)

### **Twitter: County**

 What's better than summer swimming? Giving feedback on the Roeland Park Aquatic Center, of course! Share your thoughts by completing this survey.

✓ <http://survey.constantcontact.com/survey/a07efhnir6mjinni851/start>

#RoelandPark #RPAC #rpacpool #rpacswimming


(Photo: lap swimmer/swimming photo)

---

7/18/18: #5


---

### **Facebook: County**

 Join us at the Roeland Park Aquatic Center open house on Tuesday, July 24 from 4 – 7 p.m. to talk about the Roeland Park Aquatic Center and your swimming needs and preferences. The open house will be held at the Roeland Park Community Center, at 4850 Rosewood Dr. Roeland Park, KS 66205.


(Photo: Wide overall lap photo)

### **Facebook: Pool**

 You like swimming and we want to hear from you. Join us at the Roeland Park Aquatic Center open house on Tuesday, July 24 from 4 – 7 p.m. to talk about the Roeland Park Aquatic Center and your swimming needs and preferences. The open house will be held at the Roeland Park Community Center, at 4850 Rosewood Dr. Roeland Park, KS 66205.

(Photo: Wide overall lap photo)



### **Facebook: Stingrays**

 Swimming is your passion and we want to hear from you. Join us at the Roeland Park Aquatic Center open house on Tuesday, July 24 from 4 – 7 p.m. to talk about the Roeland Park Aquatic Center and your swimming needs and preferences. The open house will be held at the Roeland Park Community Center, at 4850 Rosewood Dr. Roeland Park, KS 66205.

(Photo: Wide overall lap photo)

## Roeland Park Aquatic Center - Public Engagement Plan

### Twitter: County

  Join us at the RPAC open house on Tuesday, July 24 from 4 – 7 p.m. to talk about your swimming needs and preferences. The open house will be held at the Roeland Park Community Center, at 4850 Rosewood Dr. Roeland Park, KS 66205.

#RoelandPark #RPAC #rpacpool #rpacswimming



(Photo: Wide overall lap photo)

---

7/21/18: #6

---

### Facebook: County

  Pool pass – check. Sunscreen – check. Concession money – check. COMPLETE ROELAND PARK AQUATIC CENTER SURVEY - CHECK.

✓ <http://survey.constantcontact.com/survey/a07efhnir6mjinni851/start>

(Photo: 2 boys smiling/swimming photo)

### Facebook: Pool

  Pool pass – check. Sunscreen – check. Concession money – check. COMPLETE POOL SURVEY - CHECK.

✓ <http://survey.constantcontact.com/survey/a07efhnir6mjinni851/start>

(Photo: 2 boys smiling/swimming photo)



### Facebook: Stingrays

  Pool pass – check. Sunscreen – check. Concession money – check. COMPLETE POOL SURVEY - CHECK.

✓ <http://survey.constantcontact.com/survey/a07efhnir6mjinni851/start>

(Photo: 2 boys smiling/swimming photo)

### Twitter: County

  Pool pass – check. Sunscreen – check. Concession money – check. COMPLETE ROELAND PARK AQUATIC CENTER SURVEY - CHECK.

✓ <http://survey.constantcontact.com/survey/a07efhnir6mjinni851/start>

#RoelandPark #RPAC #rpacpool #rpacswimming

(Photo: 2 boys smiling/swimming photo)

## Roeland Park Aquatic Center - Public Engagement Plan

---

7/23/18: #7

---

### **Facebook: County**



Tomorrow is the Roeland Park Aquatic Center open house! Join us from 4 – 7 p.m. at the Roeland Park Community Center, 4850 Rosewood Dr. Roeland Park, KS 66205. to talk with the team about your swimming needs and ask questions. The survey link is below for you to submit your feedback about the Roeland Park Aquatic Center.



<http://survey.constantcontact.com/survey/a07efhnir6mjinni851/start>

(NO PHOTO)

### **Facebook: Pool**



Tomorrow is the Roeland Park Aquatic Center open house! Join us from 4 – 7 p.m. at the Roeland Park Community Center, 4850 Rosewood Dr. Roeland Park, KS 66205. to talk with the team about your swimming needs and ask questions. The survey link is below for you to submit your feedback about the Roeland Park Aquatic Center.



<http://survey.constantcontact.com/survey/a07efhnir6mjinni851/start>

(NO PHOTO)

### **Facebook: Stingrays**



Tomorrow is the Roeland Park Aquatic Center open house! Join us from 4 – 7 p.m. at the Roeland Park Community Center, 4850 Rosewood Dr. Roeland Park, KS 66205. to talk with the team about your swimming needs and ask questions. The survey link is below for you to submit your feedback about the Roeland Park Aquatic Center.



<http://survey.constantcontact.com/survey/a07efhnir6mjinni851/start>

(NO PHOTO)

### **Twitter: County**



Tomorrow is the Roeland Park Aquatic Center open house from 4 – 7 p.m. at the Roeland Park Community Center, 4850 Rosewood Dr. Roeland Park, KS 66205.



<http://survey.constantcontact.com/survey/a07efhnir6mjinni851/start>

#RoelandPark #RPAC #rpacpool #rpacswimming

(NO PHOTO)



---

7/24/18: #8

---



### **Facebook: County**

## Roeland Park Aquatic Center - Public Engagement Plan

  Join us TONIGHT for the Roeland Park Aquatic Center open house from 4 – 7 p.m. at the Roeland Park Community Center, 4850 Rosewood Dr. Roeland Park, KS 66205. Talk with the team about the Roeland Park Aquatic Center, your swimming needs and complete a survey to have your voice be heard.



(Photo: Open house photo)

### **Facebook: Pool**

  Join us TONIGHT for the Roeland Park Aquatic Center open house from 4 – 7 p.m. at the Roeland Park Community Center, 4850 Rosewood Dr. Roeland Park, KS 66205. Talk with the team about the Roeland Park Aquatic Center, your swimming needs and complete a survey to have your voice be heard.



(Photo: Open house photo)

### **Facebook: Stingrays**

  Join us TONIGHT for the Roeland Park Aquatic Center open house from 4 – 7 p.m. at the Roeland Park Community Center, 4850 Rosewood Dr. Roeland Park, KS 66205. Talk with the team about the Roeland Park Aquatic Center, your swimming needs and complete a survey to have your voice be heard.

(Photo: Open house photo)

### **Twitter: County**

  Join us TONIGHT for the Roeland Park Aquatic Center open house from 4 – 7 p.m. at the Roeland Park Community Center, 4850 Rosewood Dr. Roeland Park, KS 66205. Talk with the team about RPAC, your swimming needs and complete a survey to have your voice be heard.



(Photo: Open house photo)

---

7/27/18: #9

---



### **Facebook: County**

  Couldn't attend the Roeland Park Aquatic Center open house? You can still submit your by taking the online survey. It will be available through July 31!

✓ <http://survey.constantcontact.com/survey/a07efhnir6mjinni851/start>

(NO PHOTO)

### **Facebook: Pool**

  Couldn't attend the Roeland Park Aquatic Center open house? You can still submit your by taking the online survey. It will be available through July 31!

✓ <http://survey.constantcontact.com/survey/a07efhnir6mjinni851/start>

(NO PHOTO)



## Roeland Park Aquatic Center - Public Engagement Plan

### **Facebook: Stingrays**



Couldn't attend the Roeland Park Aquatic Center open house? You can still submit your by taking the online survey. It will be available through July 31!



<http://survey.constantcontact.com/survey/a07efhnir6mjinni851/start>

(NO PHOTO)

### **Twitter: County**



Couldn't attend the Roeland Park Aquatic Center open house? You can still submit your by taking the online survey. It will be available through July 31!



<http://survey.constantcontact.com/survey/a07efhnir6mjinni851/start>

#RoelandPark #RPAC #rpacpool #rpacswimming

(NO PHOTO)

---

7/31/18: #10

---

### **Facebook: County**



Today is your last shot to submit your comments on the Roeland Park Aquatic Center by taking the online survey. We want to hear from you!



<http://survey.constantcontact.com/survey/a07efhnir6mjinni851/start>

(Photo: 2 boys smiling/swimming photo)

### **Facebook: Pool**



It is the last day of July and also the last day to submit your comments on the Roeland Park Aquatic Center by taking the online survey. We want to hear from you!



<http://survey.constantcontact.com/survey/a07efhnir6mjinni851/start>

(Photo: 2 boys smiling/swimming photo)

### **Facebook: Stingrays**



The Stingrays season may be over but your chance to submit your comments on the Roeland Park Aquatic Center is not. We want to hear from you!



<http://survey.constantcontact.com/survey/a07efhnir6mjinni851/start>



## Roeland Park Aquatic Center - Public Engagement Plan

(Photo: 2 boys smiling/swimming photo)

### **Twitter: County**



Today is your last shot to submit your comments on the Roeland Park Aquatic Center by taking the online survey. We want to hear from you!



<http://survey.constantcontact.com/survey/a07efhnir6mjinni851/start>

#RoelandPark #RPAC #rpacpool #rpacswimming

(Photo: 2 boys smiling/swimming photo)

Item Number: Consent Agenda- II.-E.  
Committee 1/22/2019  
Meeting Date:



**City of Roeland Park**  
Action Item Summary

Date: 12/14/2018  
Submitted By: Donnie Scharff, Interim Director of Public Works  
Committee/Department: Public Works  
Title: **2019 Street Maintenance Task Order with Larkin**  
Item Type: Other

**Recommendation:**

**To approve the task order with Larkin for professional services in support of the 2019 contracted street maintenance program.**

**Details:**

This task order provides for development of Construction Documents, for Construction Administration, and for Construction Observation professional services in support of the contracted 2019 Street Maintenance program. Contracted street maintenance will consist of Chip Seal and UBAS surface treatments, as was the case in 2018. We estimate around 40% of the square footage of surface treatment will be UBAS in 2019.

The task order is for \$22,526, for comparison the 2018 task order for these services was \$20,000.

**Financial Impact**

Amount of Request: \$22,526.00	
Budgeted Item?	Budgeted Amount: \$60,000
Line Item Code/Description: 5209.300 Professional Services in Special Infrastructure	

**Additional Information**

The tentative schedule for this work is as follows:

- 2019 In-House Street Work will begin approximately the first of June. Door hangers will be

place to provide 24 hours notice to residents on streets we will be working on so they have prior notice.

- 2019 UBAS will begin sometime after the first of July. This is on purpose as the heat assists with bonding of material. A firm date will be established after a contractor is on board.
- 2019 Chip Seal will begin in July as well.

How does item relate to Strategic Plan?

How does item benefit Community for all Ages?

**ATTACHMENTS:**

Description	Type
2019 Street Maintenance Task Order with Larkin	Cover Memo

## City of Roeland Park – 2019 Street Maintenance

Contract: 2019 Street Maintenance

Ordinance or Resolution:

Task Agreement No: 19-1

Funding Amount: \$22,526

Purchase Order No:

Project Title: 2019 Street Maintenance

Contractor/Consultant:  
Larkin Lamp Rynearson  
9001 State Line Road, Suite 200  
Kansas City, MO 64114

Division Manager:  
Civil Design Group  
Daniel G. Miller, P.E. – Civil Design Group Leader

Project Management Manual reviewed:

Attachments (Gantt Chart, etc.): None

PROJECT Scope (can be in the form of an attachment):

1. Chip Seal Street Maintenance Project: Contract Documents, Bidding, Construction Administration and Observation Fees. Services will be provided for an hourly rate not to exceed \$11,263, including direct expenses. See attachment.
2. UBAS Street Maintenance Project: Contract Documents, Bidding, Construction Administration and Observation Fees. Services will be provided for an hourly rate not to exceed \$11,263, including direct expenses. See attachment.

### Staff Signatures

**Mayor:**

Mike Kelly

**City Administrator:**

Keith Moody

Signature: \_\_\_\_\_

Date: \_\_\_\_\_

Signature: \_\_\_\_\_

Date: \_\_\_\_\_

### Partner Signatures

**Division Manager:**

Daniel G. Miller, P.E.

Signature: \_\_\_\_\_

Date: \_\_\_\_\_

**Company Principal (if different):**

Tony O'Malley, P.E.

Signature: \_\_\_\_\_

Date: \_\_\_\_\_

Project Type: Design ☒ Construction ☒ Property Acquisition \_\_\_\_\_ Conceptual/Problem Solving \_\_\_\_\_ Surveying \_\_\_\_\_

Project Discipline(s): Transportation ☒ Planning \_\_\_\_\_ Water \_\_\_\_\_ Wastewater \_\_\_\_\_ Stormwater \_\_\_\_\_

Report(s) Received:

Work on File:

This Task Agreement is subject to all the provisions included in the On-Call Professional Services Agreement, Public Works Department, Engineering Division by and between the City and Larkin Lamp Rynearson (Professional), dated 1/1/2017.

Attach scope of work, budget, and other supporting material



**LARKIN**  
**LAMP RYNEARSON**

9001 State Line Road Suite 200  
Kansas City Missouri 64114  
(816) 361-0440 www.LRA-inc.com

## CIVIL DESIGN GROUP FEE ESTIMATE

PROJECT TITLE 2019 Street Maintenance  
LOCATION Roeland Park  
DATE 12/3/2018

PROJECT #  
BY Dan McGhee

Classification:	Civil Design Group Leader	Sr. Project Manager IV	Project Engineer III	Project Designer IV	Construction Observer	Admin Asst.	Subtotal of Hrs per Item	Subtotal of Fee per Item
Associate:	Miller	McGhee	Schliecher	McMurry	Jones	Cunningham		
Hourly Rate:	\$215.00	\$172.00	\$101.00	\$100.00	\$92.00	\$66.00		

### 2019 Chip Seal Street Maintenance Project

Contract Documents								
Project Extent Exhibit, Quantities		1	3				4	\$475.00
Project Manual	1	2				6	9	\$955.00
Specifications	1	2				4	7	\$823.00
Cost Estimate		1	2				3	\$374.00
Bidding		1	2			2	5	\$506.00
Bid Evaluation and Recommendation	1	1	2				4	\$589.00
Contract Documents for Execution		1				2	3	\$304.00
Subtotal of Hours per Associate	3	9	9	0	0	14	35	
Subtotal of Fee per Associate	\$645.00	\$1,548.00	\$909.00	\$0.00	\$0.00	\$924.00		
Labor Fee								\$4,026.00
Reimbursables 5%								\$201.30
Contingency 5%								\$201.30
Subtotal of Engineering Services								\$4,428.60
Construction Administration								
Attend/ Prep Preconstruction Meeting	2	2					4	\$774.00
Shop Drawing Review/ Submittals	1		3				4	\$518.00
Field Visits		4					4	\$688.00
Construction Issues /Pay Estimate	1	3					4	\$731.00
Subtotal of Hours per Associate	4	9	3	0	0	0	16	
Subtotal of Fee per Associate	\$860.00	\$1,548.00	\$303.00	\$0.00	\$0.00	\$0.00		
Labor Fee								\$2,711.00
Reimbursables 5%								\$135.55
Contingency 5%								\$135.55
Subtotal of Engineering Services								\$2,982.10
Construction Observation								
Construction Observation								\$0.00
Part Time, 20 Hours / Week / 10 Day Construction					40		40	\$3,680.00
Subtotal of Hours per Associate	0	0	0	0	40	0	40	
Subtotal of Fee per Associate	\$0.00	\$0.00	\$0.00	\$0.00	\$3,680.00	\$0.00		
Labor Fee								\$3,680.00
Reimbursables 0.575/mi								\$172.50
Contingency 0%								\$0.00
Subtotal of Construction Administration								\$3,852.50

PROJECT TITLE 2019 Street Maintenance  
LOCATION Roeland Park  
DATE 12/3/2018

PROJECT #  
BY Dan McGhee

<b>Classification:</b>	<b>Civil Design</b>	<b>Sr. Project</b>	<b>Project</b>	<b>Project</b>	<b>Construction</b>	<b>Admin</b>		
	<b>Group Leader</b>	<b>Manager IV</b>	<b>Engineer III</b>	<b>Designer IV</b>	<b>Observer</b>	<b>Asst.</b>		
<b>Associate:</b>	Miller	McGhee	Schliecher	McMurry	Jones	Cunningham	<b>Subtotal of</b>	<b>Subtotal of Fee</b>
<b>Hourly Rate:</b>	\$215.00	\$172.00	\$101.00	\$100.00	\$92.00	\$66.00	<b>Hrs per Item</b>	<b>per Item</b>

2019 UBAS Street Maintenance Project								
Contract Documents								
Project Extent Exhibit, Quantities		1	3				4	\$475.00
Project Manual	1	2				6	9	\$955.00
Specifications	1	2				4	7	\$823.00
Cost Estimate		1	2				3	\$374.00
Bidding		1	2			2	5	\$506.00
Bid Evaluation and Recommendation	1	1	2				4	\$589.00
Contract Documents for Execution		1				2	3	\$304.00
Subtotal of Hours per Associate	3	9	9	0	0	14	35	
Subtotal of Fee per Associate	\$645.00	\$1,548.00	\$909.00	\$0.00	\$0.00	\$924.00		
						Labor Fee		\$4,026.00
						Reimbursables	5%	\$201.30
						Contingency	5%	\$201.30
Subtotal of Engineering Services								\$4,428.60
Construction Administration								
Attend/ Prep Preconstruction Meeting	2	2					4	\$774.00
Shop Drawing Review/ Submittals	1		3				4	\$518.00
Field Visits		4					4	\$688.00
Construction Issues /Pay Estimate	1	3					4	\$731.00
Subtotal of Hours per Associate	4	9	3	0	0	0	16	
Subtotal of Fee per Associate	\$860.00	\$1,548.00	\$303.00	\$0.00	\$0.00	\$0.00		
						Labor Fee		\$2,711.00
						Reimbursables	5%	\$135.55
						Contingency	5%	\$135.55
Subtotal of Engineering Services								\$2,982.10
Construction Observation								
Construction Observation								\$0.00
Part Time, 20 Hours / Week / 10 Day Construction					40		40	\$3,680.00
Subtotal of Hours per Associate	0	0	0	0	40	0	40	
Subtotal of Fee per Associate	\$0.00	\$0.00	\$0.00	\$0.00	\$3,680.00	\$0.00		
						Labor Fee		\$3,680.00
						Reimbursables	0.575/mi	\$172.50
						Contingency	0%	\$0.00
Subtotal of Construction Administration								\$3,852.50
Project Fee Summary								
2019 Chip Seal Street Maintenance Project								
Contract Documents, Bidding, Construction Administration and Observation Fees								\$11,263.20
2019 UBAS Street Maintenance Project								
Contract Documents, Bidding, Construction Administration and Observation Fees								\$11,263.20
PROJECT TOTAL								\$22,526.40



Item Number:       Applications/Presentations- A.-1.  
Committee           1/22/2019  
Meeting Date:



**City of Roeland Park**  
Action Item Summary

Date:                       1/16/2019  
Submitted By:           Kelley Bohon  
Committee/Department:   Admin.  
Title:                    **Parks Update**  
Item Type:               Report

**Recommendation:**

Information only, Jennifer Provyn will provide an oral report at the meeting.

**Details:**

Financial Impact

Amount of Request:	
Budgeted Item?	Budgeted Amount:
Line Item Code/Description:	

Additional Information

How does item relate to Strategic Plan?

How does item benefit Community for all Ages?

**Item Number:** New Business- VIII.-A.  
**Committee** 1/22/2019  
**Meeting Date:**



**City of Roeland Park**  
Action Item Summary

**Date:** 1/18/2019  
**Submitted By:** Keith Moody  
**Committee/Department:** Public Works  
**Title:** **Discuss Tree Debris Pickup**  
**Item Type:** Discussion

**Recommendation:**

**Staff recommends utilizing our tree trimming contractor to pick up larger tree debris placed at the curb by residents following the winter storm event on 1/11-12/19.**

**Details:**

Staff began collecting tree debris from the winter storm on 1/22. This effort will have an additional expense for the tree disposal (at Missouri Organics just across I-35) at a rate of \$50/dump truck. For reference during the 2017 storm clean up the City spent \$2,200 on debris disposal fees. We do not have an idea of the quantity at this time. Staff hours are not an additional expense nor is equipment as we are using city owned equipment.

WCA will pick up smaller bundled limbs as part of their regular yard waste service. Public Works staff will pick up limbs up to 10" diameter.

Our tree trimming contractor (Custom Tree Care) is able to provide grapple trucks and chip trucks along with staff to pick up limbs greater than 10" in diameter. The contractor would begin collection on 1/28/19. We do not have an idea of how much this will cost. For reference contracted storm debris pickup in the summer of 2017 cost \$25,000.

**Financial Impact**

Amount of Request:	
Budgeted Item?	Budgeted Amount:
Line Item Code/Description:	

## Additional Information

How does item relate to Strategic Plan?

How does item benefit Community for all Ages?

Item Number: New Business- VIII.-B.  
Committee 1/22/2019  
Meeting Date:



**City of Roeland Park**  
Action Item Summary

Date: 1/18/2019  
Submitted By: Keith Moody  
Committee/Department: Development Committee  
Title: **Amendment to CBC Consulting Agreement**  
Item Type: Agreement

**Recommendation:**

**Staff recommends amending the agreement with CBC, where the amendment will retain CBC's negotiation services but eliminates them as a broker. The amendment does provide that if a sale or lease to a developer initially brought to the City by CBC occurs they are entitled to the broker fees per the terms of the original agreement.**

**Details:**

With the encouragement and support of CBC for the City to pursue brokerage services for The Rocks and Northeast RJ from a fresh perspective, a need arises to amend the original service agreement with CBC. The amendment provides CBC opportunity for broker fees in the event that a prospect that they brought to the City ultimately becomes a buyer. It retains the terms for CBC to provide negotiation services on a development deal.

Financial Impact

Amount of Request: N/A	
Budgeted Item?	Budgeted Amount: N/A
Line Item Code/Description:	

Additional Information

How does item relate to Strategic Plan?

N/A

How does item benefit Community for all Ages?

N/A

**ATTACHMENTS:**

Description	Type
 Consulting Agreement with CBC	Cover Memo

## AGREEMENT FOR SERVICES

THIS AGREEMENT is entered into as of the \_\_\_\_ day of \_\_\_\_\_ 2019 (the "Effective Date"), by and between CBC REAL ESTATE GROUP, LLC, a Missouri corporation ("Consultant"), and the City of Roeland Park, Kansas ("City"), and sets forth the terms and conditions whereby Consultant shall provide consulting services to the City on the drafting and execution of a Development Agreement(s) between the City and Purchaser, both of which are fully described in Exhibit A - Project (the "Project").

### ARTICLE 1 –TERM OF AGREEMENT.

The parties acknowledge that the Services provided under this agreement were well under way and notwithstanding the term of this Agreement shall begin as of the Effective Date and shall continue in force until completion of the Services set forth in Exhibit B - Scope of Services (the "Services").

### ARTICLE 2 – SCOPE OF SERVICES.

Consultant shall provide the Services described in Exhibit B - Scope of Services. In the event City or the Consultant determines that a material increase in the Services is warranted, the parties shall review the scope, mutually agree on the adjustment and execute a Change Order, specifying the change in the Scope of Services and other provisions of this Agreement, including term and additional compensation.

### ARTICLE 3 – COMPENSATION.

City shall pay Consultant for Services rendered pursuant to this Agreement in accordance with Exhibit C - Compensation. Consultant shall also be reimbursed for all reasonable direct out-of-pocket expenses incurred by Consultant in performing the Services, at cost. This Agreement is subject to the Kansas Cash Basis Law, K.S.A. 10-1101 et seq. and amendments thereto. Any automatic renewal of the term of the Agreement shall create no legal obligation on the part of City. This Agreement shall be construed and interpreted so as to ensure that City shall at all times stay in conformity with such laws and, as a condition of this Agreement, City reserves the right to unilaterally sever, modify, or terminate this Agreement at any time if, in the opinion of its legal counsel, the Agreement is deemed to violate the terms of such law. City is obligated only to pay periodic payments or monthly installments under the Agreement as may lawfully be made from (a) funds budgeted and appropriated for that purpose during City's current budget year or (b) funds made available from any lawfully operated revenue producing source.

#### ARTICLE 4 – SCHEDULE and TERM.

Consultant shall use its reasonable efforts to perform services in a timely manner, understanding that the timing of these services is dependent upon if and when proposals are received. The Term of the agreement shall be for one year commencing on the date of execution of the agreement.

#### ARTICLE 5 – RESPONSIBILITIES.

City shall be responsible for all matters described below:

- a. Place at Consultant's disposal, in a timely manner, all available information and documentation pertinent to the Project as may reasonably be requested by Consultant in the performance of the Services.
- b. Give prompt notice to Consultant of any matters of which City becomes aware that may affect the Services of Consultant or any deficiency or perceived deficiency in the Consultant's performance of the Services.
- c. Provide comprehensive general liability insurance covering the Project, and naming Consultant as an additional insured, with combined single limits per occurrence of not less than One Million Dollars (\$1,000,000.00) and Two Million Dollars (\$2,000,000.00) general annual aggregate.

#### ARTICLE 6 – STANDARD OF CARE.

Consultant shall exercise that degree of care, expertise, skill and diligence in the performance of the Services as possessed and exercised by other persons providing the same type of real estate consulting services, under similar circumstances.

#### ARTICLE 7 – INDEMNIFICATION AND LIABILITY.

General; Limitation. City stipulates and agrees that neither Consultant nor any of its employees or agents shall bear any liability or responsibility with respect to any environmental, geo-technical or any other physical characteristic of the Site or any zoning or other legal characteristic of the Site.

Indemnification. Subject to the limits set forth below, Consultant agrees to indemnify and hold City harmless from and against all losses, damages, costs and expenses incurred by City, if and to the extent such losses, damages, costs or expenses are caused by Consultant's gross negligence or willful misconduct in performing or failing to perform the Services; provided, however, that Consultant shall have no obligation to indemnify and hold City harmless from and against, but rather City shall indemnify and hold Consultant harmless from and against, any loss, damage, cost or expense caused by the gross negligence



or willful misconduct of City, its agents or its other consultants; PROVIDED, however, that the parties agree that the City shall have no obligation to indemnify Consultant for acts for which the City would otherwise be immune under the Kansas Tort Claims Act (K.S.A. 75-6104 et seq.), and amendments thereto, nor will the indemnity obligations set forth herein act as a waiver of the City's protections under such provisions, and further that any liability of the City shall be subject to the liability limitations under K.S.A. 75-6105, and amendments thereto. Additionally, and notwithstanding anything set forth herein to the contrary, the parties specifically agree that the terms of this section, and the terms of this Agreement, shall be subject to and limited by the Kansas Cash Basis Law (K.S.A. 10-1101 et seq.), and amendments thereto, and the Kansas Budget Law (K.S.A. 75-2935 et seq.), and amendments thereto. In the event losses, damages, costs or expenses are caused by the joint or concurrent gross negligence or willful misconduct of Consultant and City, they shall be borne by each party in proportion to its own gross negligence or willful misconduct.

Limitation of Aggregate Liability. The total aggregate liability of Consultant to City for all losses, damages, costs and expenses resulting in any way from the performance of, or failure to perform, the Services shall not exceed the total compensation actually received by Consultant for Services under this Agreement. Consultant shall not be liable to City for any incidental or consequential damages resulting in any way from Consultant's performance of, or failure to perform, the Services.

Limitations of Responsibility. Consultant shall not be responsible for: (a) construction means, methods, techniques, sequences, procedures, or safety precautions and programs in connection with the Project; (b) procuring permits, certificates, and licenses required for any construction unless such procurement responsibilities are specifically assigned to Consultant in Exhibit B.

Survival. The terms and conditions of this Article 7 shall survive completion of the Services or any termination of this Agreement.

#### ARTICLE 8 – INSURANCE.

During the term of this Agreement, Consultant shall maintain the following insurance:

- a. Comprehensive General Liability Insurance, with a combined single limit of \$1,000,000.00.
- b. Automobile Liability Insurance, with a combined single limit of \$1,000,000.00.

- c. Workers' Compensation Insurance in accordance with statutory requirements and Employers' Liability Insurance, with a limit of \$500,000.00 for each occurrence.
- d. Professional Liability Insurance, with a limit of \$1,000,000.00 annual aggregate.

Consultant shall furnish to City certificates of insurance which shall name City as an additional insured and include a provision that such insurance shall not be canceled without at least thirty (30) days' written notice to City. City shall require all other Project consultant or contractors to include City and Consultant as additional insureds on their Comprehensive General Liability and Automobile Liability insurance policies, and to indemnify both City and Consultant, each to the same extent as set forth above.

Consultant and City waive all rights against each other and their directors, officers, partners, commissioners, officials, agents, and employees for damages covered by property insurance during and after the completion of the Services. If the Services result in or relate to any construction constituting part of the Project, a similar provision shall be incorporated into all construction contracts entered into by City and shall protect City and Consultant to the same extent.

#### ARTICLE 9 – RELATIONSHIP.

It is the intent of the parties that Consultant shall be an independent contractor in its capacity hereunder. Nothing in this Agreement shall be construed to create a relationship of employer and employee or principal and agent or any other relationship other than that of independent parties contracting with each other solely for the purpose of carrying out the provisions of this Agreement. Nothing in this Agreement shall create any right or remedies in any third party. The parties agree that no persons supplied by Consultant are employees of City and that no right of City's civil service, retirement, or personnel rules accrue to such persons. City shall not be responsible for withholding of social security, workers compensation insurance, unemployment compensation, bonuses, retirement benefits, other benefits, and any taxes and premiums from any payments made by City to Consultant.

#### ARTICLE 10 – TERMINATION AND SUSPENSION.

Either party may, upon giving fifteen (15) business days prior written notice identifying the basis for such notice, terminate this Agreement for breach of a material term or condition of this Agreement, including, without limitation, any representation or warranty contained herein, provided the breaching party shall not have cured or is in the active process of curing such breach within such fifteen (15) business day period. In the event of such termination, City shall pay

the Consultant for all Services rendered and expenses incurred by the Consultant up to and including the date of termination; however, City may within reason, withhold from amounts due Consultant such sums as City deems to be necessary to protect City against loss caused by Consultant because of any default.

In addition to the foregoing, the following acts committed by Consultant will constitute a substantial breach of this Agreement and may result in termination of this Agreement:

- (a) If Consultant is adjudged bankrupt or insolvent;
- (b) If Consultant makes a general assignment for the benefit of its creditors;
- (c) If a trustee or receiver is appointed for Consultant or any of its property;
- (d) If Consultant files a petition to take advantage of any debtor's act or to reorganize under bankruptcy or applicable laws;
- (e) If Consultant repeatedly fails to supply sufficient Services.

#### ARTICLE 11 – TERMINATION FOR CONVENIENCE

City may, when the interests of City so require, terminate this Agreement in whole or in part, for the convenience of City. City shall give written notice of the termination to Consultant specifying the part of the Agreement terminated and when termination becomes effective. Consultant shall incur no further obligations in connection with the terminated Services and on the date set in the notice of termination, Consultant will stop Services to the extent specified. City shall pay Consultant the following amounts:

- (a) All costs and expenses incurred by Consultant, and fees earned for Services accepted by City prior to Consultant's receipt of the notice of termination;
- (b) All costs and expenses incurred by Consultant, and fees earned for Services not yet accepted by City but performed by Consultant prior to receipt of the notice of termination.
- (c) Any compensation for services on active transactions which are consummated or contracted within eighteen (18) months after the receipt of the notice of termination.

Anticipatory profit for Services not performed by Consultant shall not be allowed.

#### ARTICLE 12 – WAIVER OF BREACH.

The waiver by either party of a breach of any provision of this Agreement will not operate or be construed as a waiver of any subsequent breach by such party.

#### ARTICLE 13 – NOTICES.

Any notice, approval or other communication between City and Consultant pursuant to this Agreement shall be made in writing:

City:

CITY OF ROELAND PARK, KANSAS  
4600 W. 51<sup>st</sup> Street  
Roeland Park, Kansas 666205  
Attn: Keith Moody

With a copy to:

MAUER LAW FIRM PC  
1100 Main, Suite 2100  
Kansas City, Missouri 64105  
Attn: Steve Mauer

Consultant:

CBC REAL ESTATE GROUP, LLC  
4706 Broadway, #240  
Kansas City, Missouri 64112  
Attn: William F. Crandall

#### ARTICLE 14 – DISPUTES.

Each party agrees to appoint a Project Manager to act as liaison with the other party with respect to this Agreement. In the event of a dispute between City and Consultant arising out of or related to this Agreement, the aggrieved party shall notify the other party of the dispute within a reasonable time after such dispute arises. If the parties cannot thereafter resolve the dispute, each party shall nominate a senior executive officer to meet with a senior executive officer from the other party in an effort to resolve the dispute by direct negotiation or mediation. During the pendency of any dispute, the parties shall continue diligently to fulfill their respective obligations hereunder.

#### ARTICLE 15 – ENTIRE AGREEMENT; GOVERNING LAW.

This Agreement and its attachments constitute the entire agreement between the parties with respect to the subject matter hereof and supersedes all prior and contemporaneous agreements and negotiations with respect thereto. Neither party has made any oral or side agreements or representations not contained in this Agreement. This Agreement may be amended only by a written instrument signed by both parties. This Agreement shall be governed by the laws of the State of Kansas.

#### ARTICLE 16– ASSIGNMENT.

Neither City nor Consultant shall sell, transfer, assign or otherwise dispose of any rights or duties under this Agreement without the prior written consent of the other party, which consent may be granted or withheld in such other party's absolute discretion. Nothing contained in this Article shall prevent Consultant from engaging independent consultants, associates, and subcontractors to assist in performance of the Services.

#### ARTICLE 17 – AUTHORITY TO CONTRACT.

Consultant represents that it possesses legal authority to contract, that it has undertaken any official action required by its governing documents to enter into this Agreement, that its undersigned representative is duly authorized to execute this document on its behalf, that it agrees to be bound by all the provisions of this Agreement, and that the person identified as its official representative is authorized to act on its behalf in the implementation of this Agreement.

#### ARTICLE 18 – COMPLIANCE WITH LAW.

Consultant shall comply with all applicable local, state, and federal laws and regulations in carrying out this Agreement, regardless of whether those legal requirements are specifically referred to in this Agreement.

#### ARTICLE 19 – LICENSES AND PERMITS.

Consultant shall maintain all licenses, permits, and certifications required by federal, state, or local authority for carrying out this Agreement. Consultant shall notify City immediately if any required license, permit, or certification is cancelled, suspended, or is otherwise ineffective. Such cancellation, suspension, or other ineffectiveness may form the basis for immediate termination by City in its discretion.

## ARTICLE 20 – DISCRIMINATION IN DELIVERY OF SERVICES PROHIBITED.

During the performance of this Agreement, Consultant shall deny none of the benefits of the Services to any eligible participant on the basis of race, religion, color, sex, disability, age, national origin, or ancestry.

## ARTICLE 21 – EQUAL OPPORTUNITY AND AFFIRMATIVE ACTION

(a) Consultant shall observe the provisions of the Kansas Act Against Discrimination, K.S.A. 44-1001 et seq. and amendments thereto, and Chapter V, Article 12 of the Code of the City of Roeland Park, Kansas, and shall not discriminate against any person in the performance of work under this Agreement because of race, religion, color, sex, disability, age, national origin, or ancestry.

(b) Consultant shall take affirmative action to ensure that applicants are employed, and that employees are treated during employment, without regard to race, religion, color, sex, disability, age, national origin, or ancestry. Such action shall include, but not be limited to, the following: employment, upgrading, demotion, or transfer; recruitment or recruitment advertising; layoff or termination; rates of pay or other forms of compensation; and selection for training, including apprenticeship. Consultant agrees to post in conspicuous places, available to employees and applicants for employment, notices to be provided by City setting forth the provisions of this nondiscrimination clause.

(c) Consultant, in all solicitations or advertisements for employees placed by or on behalf of Consultant, will include the phrase "equal opportunity employer" or state that all qualified applicants will receive consideration for employment without regard to race, religion, color, sex, disability, age, national origin, or ancestry.

(d) Consultant will cause the foregoing provisions to be inserted in all subcontracts for any work covered by this Agreement so that such provisions will be binding on any subcontractors.

(e) If Consultant fails, refuses, or neglects to comply with the terms of these contractual conditions, such failure shall be deemed a total breach of the contract and this Agreement may be terminated, canceled, or suspended, in whole or in part, and Consultant may be declared ineligible for any further City contracts for a period of up to one (1) year. Provided that, if a contract is terminated, canceled, or suspended for failure to comply with this Article 17, Consultant shall have no claims for damages against City on account of such termination, cancellation, or suspension or declaration of ineligibility.

(f) Consultant shall maintain sufficient records to document that, under all aspects of this Agreement, it has acted in a manner which is in full compliance with the Kansas Act Against Discrimination. Such records shall at all times remain open to inspection by the Kansas Human Rights Commission or by City.

(g) Consultant, in carrying out this Agreement, shall also comply with all other applicable existing federal, state, and local laws relative to equal opportunity and nondiscrimination, all of which are incorporated by reference and made a part of this Agreement.

(h) The provisions of this section shall not apply if Consultant or any subcontractor:

(1) Employs fewer than four (4) employees during the term of this Agreement; or

(2) Whose contracts with City letting such contract cumulatively total Five Thousand Dollars and 00/100 (\$5,000.00) or less during City's fiscal year.

#### ARTICLE 22 – AVAILABILITY OF RECORDS AND AUDIT.

Consultant agrees to maintain books, records, documents, and other evidence pertaining to the costs and expenses of the Services provided under this Agreement (collectively, "Records") to the extent and in such detail as will properly reflect all net costs, direct and indirect, of labor, materials, equipment, supplies, and services, and other costs and expenses of whatever nature for which reimbursement is claimed under the provisions of this Agreement. Upon request by City, Consultant agrees to make available at the offices of City any of the Records for inspection, audit, or reproduction by any authorized representative of City. Except for documentary evidence delivered to the offices of City, Consultant shall make available to persons designated by City the Records for a period of three (3) years from the date of final payment under the Agreement or until all audit questions have been resolved, whichever period of time is longer.

#### ARTICLE 23 – SEVERABILITY.

If a court of competent jurisdiction declares any part of this Agreement to be invalid, the balance of the Agreement will remain valid and enforceable.



## ARTICLE 24 – EXHIBITS

The following Exhibits are attached hereto and are hereby incorporated into this Agreement by this reference:

Exhibit A	Project
Exhibit B	Scope of Services
Exhibit C	Compensation

IN WITNESS WHEREOF, Consultant and City have executed this Agreement as of the Effective Date.

“CONSULTANT”

“CITY”

CBC REAL ESTATE GROUP, LLC

CITY OF ROELAND PARK, KANSAS

By: \_\_\_\_\_

By: \_\_\_\_\_

Printed Name: \_\_\_\_\_

Printed Name: \_\_\_\_\_

Title: \_\_\_\_\_

Title: \_\_\_\_\_

## **Exhibit A – PROJECT DESCRIPTION**

### Development Agreement

The City seeks to have Consultant provide guidance on the drafting and negotiation of a Development Agreement between the City and prospective buyer that will set the terms for the use of incentives (designed tax increment finance dollars) and approved commercial uses for the site(s).

## **Exhibit B - CONSULTANT’S SERVICES**

### Development Agreement

1. Draft the form Development Agreement between the purchaser(s) of the subject property and the City that will address the following:
  - a. Detailed outline of allowable commercial uses
  - b. Use of Incentives (Tax Increment Financing)
  - c. Schedule for Due Diligence, Land Purchase, Construction and Opening.
  - d. Annual Operating Schedule (Days/Times of Operation and seasonal adjustments).

## **Exhibit C – COMPENSATION**

### Development Agreement

Consultant shall provide services listed in Exhibit B – Services for a fee of 2.50% of the value of the public and private investment, exclusive of the land cost to be paid 50% upon closing of the property and 50% upon completion of the project or one year from closing, whichever is earlier to be paid by the City out of the proceeds of land sale. This scope of service is only applicable if a third party is utilizing public incentives and a Development Agreement is required. If no public incentive is being utilized by a third party and no Development Agreement is required, then Consultant shall not perform this service.

**Item Number:** New Business- VIII.-C.  
**Committee** 1/22/2019  
**Meeting Date:**



## **City of Roeland Park**

Action Item Summary

---

Date: 1/18/2019  
Submitted By: Keith Moody  
Committee/Department: Public Works  
Title: **Selection of Easement Acquisition Consultant for Roe 2020 Project**  
Item Type: Agreement

### **Recommendation:**

**Staff recommends entering into agreement with Donoho for appraisal and easement acquisition services for the Roe 2020 project.**

### **Details:**

Dan Miller (City Engineer) administered a Request for Proposals process for appraisal and easement acquisition services on behalf of the City. Three firms provided responses, these were reviewed and scored by the Public Works Director and City Administrator. All three respondents are qualified and experienced with KDOT and Federal regulations, Donoho scored better based upon work load and familiarity with the NEJOCO area. Mr. Miller has provided the attached letter expressing support of Donoho as well as some additional details.

Based upon Donoho's fee structure (attached) the estimated total cost of providing appraisals and easement acquisitions totals \$133,750. This is based upon a preliminary design reflecting 89 easements. The engineers are working to lower the number of easements. Fees will be paid per the attached schedule on a per property basis, it is not a lump sum agreement.

The appraisal and easement acquisition fees (paid to Donoho) does not include the value of the easements (fee paid to property owner). \$100,000 is currently budgeted for easement values and \$150,000 is budgeted for appraisals, easement acquisitions, and legal fees. Legal fees can occur if property owners choose to settle value of an easement through a condemnation process. The City Attorney would handle these procedures.

Financial Impact

---

Amount of Request:	
Budgeted Item?	Budgeted Amount:
Line Item Code/Description:	

Additional Information

How does item relate to Strategic Plan?

N/A

How does item benefit Community for all Ages?

N/A

ATTACHMENTS:

Description		Type
<input type="checkbox"/>	City Engineer Recommendation Letter	Cover Memo
<input type="checkbox"/>	Appraisal and Easement Acquisition Agreement	Cover Memo

January 17, 2019

Keith Moody  
City Administrator  
City of Roeland Park, KS  
4600 W 51st Street  
Roeland Park, KS 66205

2020 ROE BOULEVARD (KDOT PROJECT 46 N-0661-01)  
APPRAISAL AND ACQUISITION AGREEMENT

Dear Mr. Moody:

Attached please find the agreement to provide appraisal and acquisition services for the Roe Boulevard STP project. Federal funding in the project requires that all acquisition must be performed in accordance with the Uniform Relocation Assistance and Real Property Acquisition Policies Act of 1970 (Uniform Act), as administered by the KDOT Bureau of Local Project and Bureau of Right of Way. This requires that just compensation be established for each acquisition using the appraisal process. Thus, it is necessary for the City to obtain the services of a qualified appraisal and acquisition firm to obtain the easements necessary for the project.

Per federal and KDOT requirements we used a qualification based selection process to hire a firm that will perform the appraisals and acquisitions for the project. We sent requests for qualifications packages to five local firms that are known to provide these services, and three firms responded with proposals. City staff reviewed the proposals and rated the qualifications of the respondents in areas including experience of their key staff, past KDOT experience, current workload and availability, data gathering methods, experience in KDOT reporting, and eminent domain experience. Staff then summarized the ratings and ranked each respondent.

The proposers are all qualified to perform the work. In this case, Donoho Appraisals was rated as the best fit for this project by all the reviewers. Donoho has decades of experience in appraisal and acquisition work for local entities in federal aid projects. We subsequently negotiated an agreement with Donoho, based on unit prices, which is included in this package. Donoho's prices are consistent with known costs on previous projects.

The appraisals need to be completed within about 90 days to meet the acquisition schedule for the project. Donoho will proceed with acquisition concurrently while they complete the more complicated appraisals, which are the commercial tracts. We have allocated approximately 60 days beyond the completion of appraisals to complete negotiated acquisitions on the project.

I recommend that the City approve and execute the agreement with Donoho Appraisals in the estimated amount of \$133,750.

You may contact me with any questions, or if you need additional information.

Sincerely,  
Larkin Lamp Rynearson

A handwritten signature in purple ink, appearing to read "D. Miller", with a stylized flourish at the end.

Daniel G. Miller, P.E.  
Civil Design Group Leader

Email c:           Donnie Scharff, Director of Public Works  
                          Kelley Bohon, City Clerk

L:\Engineering\0318001 Roeland Park KS 2018 On Call\DOCUMENTS\GBA Roe Blvd\right of way\appraiser\contract\appraiser agreement transmittal.docx



## APPRAISER AGREEMENT

THIS AGREEMENT is made and entered into this \_\_\_\_ day of \_\_\_\_\_, 2019, by and between the City of Roeland Park, Kansas, (hereinafter, the "City") and Donoho Appraisals, (hereinafter, the "Appraiser").

WITNESSETH:

WHEREAS, the City desires to acquire easements and right-of-way for Roe Boulevard from Johnson Drive to County Line (KDOT Project 46 N-0661-01), (hereinafter, the "Project"); and

WHEREAS, the Appraiser is willing to provide the referenced appraisal and acquisition services for the Project; and

WHEREAS, the City has requested that the Appraiser submit an engagement letter to outline services Appraiser is proposing to provide and the cost related thereto; and

WHEREAS, having received the engagement letter, the City desires to retain Appraiser to provide the appraisal and acquisition services for the Project; and

WHEREAS, the City and the Appraiser desire to enter into an agreement setting forth the terms and conditions of their understanding regarding the services.

NOW, THEREFORE, in consideration of the mutual covenants herein contained, the parties hereto agree as follows:

### SECTION 1. SCOPE OF SERVICES

The Appraiser agrees to appraise and negotiate for rights-of-way and easements as set forth in Exhibit A attached hereto and incorporated herein by reference, (hereinafter the "Services").

### SECTION 2. STATUS

Appraiser is an independent contractor and as such is not an agent or employee of the City.

### SECTION 3. COMPENSATION

- A. Total Fee. City agrees to pay Appraiser an amount not to exceed One Hundred Thirty Three Thousand Seven Hundred Fifty Dollars (\$ 133,750 ). The fee is based on the performance of the Services, and shall be billed using rates as set forth in Exhibit A. All work shall be completed on or before June 30, 2019. If any additional services beyond the Services outlined in Exhibit A are deemed to be necessary, the compensation for said services shall be agreed upon in writing by both parties.

- B. Manner of Payment. Invoices for fees will be submitted every four (4) weeks and are to be paid within thirty (30) days of receipt of an undisputed invoice.

#### **SECTION 4. TERM**

The term of this Agreement is for One year(s) commencing on the date set forth above unless this Agreement is terminated as provided herein.

#### **SECTION 5. TERMINATION**

Nothing in this Agreement shall prevent, limit, or otherwise interfere with the right of the City to terminate this Agreement in whole or in part, with or without cause, subject to written notice to Appraiser. If the City terminates the Agreement prior to completion of Services, City shall compensate Appraiser for all Services satisfactorily completed to date of its receipt of the termination notice. Compensation shall not include anticipatory profit or consequential damages, neither of which will be allowed.

#### **SECTION 6. SUBCONTRACTING OF SERVICES**

The Appraiser shall not subcontract or assign any of the Services to be performed under this Agreement without prior approval of the City.

#### **SECTION 7. KDOT AND FEDERAL REQUIREMENTS**

The appraisals furnished by Appraiser will meet all KDOT and Federal appraisal regulations, policies and procedures, if required for this Project.

#### **SECTION 8. OWNERSHIP OF REPORT**

The final report and all documents prepared in connection with the Services shall be the property of the City upon completion of the Services. Appraiser will have no responsibility to update its report for events and circumstances occurring after the date of its report.

#### **SECTION 9. INSURANCE**

The Appraiser shall maintain throughout the duration of this Agreement insurance in, at minimum, the amounts specified below. All general and automobile liability insurance shall be written on an occurrence basis unless otherwise agreed to in writing by the City.

All insurance procured for this Agreement by the Appraiser, including additional insured designations, shall be primary and non-contributory.

A. Commercial General Liability

General Aggregate:	\$1,000,000
Products/Completed Operations Aggregate:	\$1,000,000
Personal & Advertising Injury:	\$ 500,000
Each Occurrence:	\$ 500,000

Policy must include the following:

Name City of Roeland Park as "Additional Insured".

B. Automobile Liability Insurance

Policy shall protect the Appraiser against claims for bodily injury and/or property damage arising from the ownership or use of all owned, hired and/or non-owned vehicle.

Limits (Same as Commercial General Liability) –

Combined Single Limits, Bodily Injury and Property Damage – Each Accident:

Policy MUST include the following condition:

Name City of Roeland Park as "Additional Insured".

**Note: Appraiser expressly agrees to only utilize vehicles properly insured under the requirements of this Agreement while performing the services set forth herein, and to ensure that its subcontractors comply with the same.**

C. Workers' Compensation and Employer's Liability

This insurance shall protect the Appraiser against all claims under applicable state workers' compensation laws. The Appraiser shall also be protected against claims for injury, disease or death of employees which, for any reason may not fall within the provisions of a workers' compensation law. The policy limits shall not be less than the following:

Workers' Compensation:

Statutory Employer's Liability:

Bodily Injury by Accident	\$100,000 each accident
Bodily Injury by Disease	\$500,000 policy limit
Bodily Injury by Disease	\$100,000 each employee

**If Appraiser has no employees, an Affidavit of Exempt Status under the Workers' Compensation Act waiver form provided by the City must be executed.**



D. Industry Ratings

The City will only accept coverage from an insurance carrier who offers proof that it:

1. Is licensed to do business in the State of Kansas;
2. Carries a Best's policyholder rating of A- or better; and
3. Carries at least a Class VIII financial rating; or
4. Is a company mutually agreed upon by the City and Appraiser.

Certification of insurance coverage shall be on forms acceptable to the City.

**SECTION 10. INDEMNITY**

A. Indemnification:

(a) CONSULTANT shall insure specifically the indemnification by it contained in this Agreement, and shall include the Indemnitees as additional insureds on the Commercial General Liability Insurance and the Comprehensive Automobile Liability Insurance policies described above. The insurance coverage afforded under these policies shall be (i) primary to any insurance carried independently by the Indemnitees and (ii) not deemed to limit CONSULTANT'S liability under this Agreement. Prior to CITY'S execution of this Agreement, CONSULTANT shall provide to CITY Certificates of Insurance reflecting the required coverages. The Certificate shall specify the date when such insurance expires. The insurance policies shall provide that CITY shall be given not less than thirty (30) days written notice from the insurer(s) at risk before cancellation, non-renewal or material modification of coverage of such insurance. A renewal certificate shall be furnished to CITY prior to the expiration date of any coverage, and CONSULTANT shall give CITY written notice of any proposed reduction or other material modification in such insurance no later than thirty (30) days prior to such change. Cancellation, non-renewal or material modification of coverage of any 'Such insurance shall constitute a failure to perform within the meaning of this Agreement.

B. Indemnity - Commercial General Liability/Non- Professional:

CONSULTANT hereby agrees to indemnify and hold CITY, its officers and employees (collectively the "Indemnitees") harmless from and against any and all losses, judgments, injuries, damages and expenses (including but not limited to reasonable attorney's fees, expenses of litigation, fines and penalties) that the indemnitees, or any one or more of them, may incur by reason of any injury, sickness, disease or death to any person or any damage or injury to any property (including but not limited to property of any one or more of the Indemnitees) to the extent arising out of or occurring in connection with the services performed by CONSULTANT under this Agreement or any of CONSULTANT'S acts or omissions. CONSULTANT further agrees that its obligation to indemnify the Indemnitees shall include, but not be limited to, liability for damages resulting from the personal injury, sickness, disease or death of any of CONSULTANT'S employees, regardless of whether CONSULTANT has paid the employee under the provisions of any workers compensation statute or law, or any similar federal or state legislation with protection of employees and that CONSULTANT'S obligation to indemnify the Indemnitees shall apply

regardless of any contributory or concurrent negligence of any Indemnitee or Indemnites. Nothing in this section shall be deemed to impose liability on CONSULTANT to indemnify the Indemnites to the extent the cause of any loss is the negligence or other actionable fault of one or more of the Indemnites. In the event the loss is caused by the joint or concurrent negligence of CONSULTANT and one or more of the Indemnites, the loss shall be borne by each party in proportion to its negligence.

C. Indemnity - Professional Liability:

CONSULTANT shall, to the fullest extent permitted by law, hold harmless and indemnify the CITY, its Governing Body and each member thereof, and CITY'S officers, employees, commission members, representatives and their successors and assigns from any and all losses, liabilities, claims, suits, damages, expenses and costs, including reasonable attorney's fees and costs, to the extent caused by CONSULTANT'S negligent performance or negligent omission of performance of professional services under this Agreement and those of CONSULTANT'S subconsultants or anyone for whom CONSULTANT is legally liable.

## **SECTION 11. DISPUTE RESOLUTION**

City and Appraiser agree that disputes relative to the project should first be addressed by negotiations between the parties. If direct negotiations fail to resolve the dispute, the party initiating the claim that is the basis for the dispute shall be free to take such steps as it deems necessary to protect its interests; provided, however, that notwithstanding any such dispute Appraiser shall proceed with the work as per this Agreement as if no dispute existed; and provided further that no dispute will be submitted to arbitration without the City's express written consent.

## **SECTION 12. AFFIRMATIVE ACTION/OTHER LAWS**

A. During the performance of this Agreement, the Appraiser agrees that:

1. Appraiser shall observe the provisions of the Kansas Act Against Discrimination (K.S.A. 44-1001 et seq.) and shall not discriminate against any person in the performance of work under the present Agreement because of race, religion, color, sex, disability, national origin, ancestry or age;
2. in all solicitations or advertisements for employees, the Appraiser shall include the phrase "equal opportunity employer" or a similar phrase approved by the Kansas Human Rights Commission ("Commission");
3. if the Appraiser fails to comply with the manner in which the Appraiser reports to the Commission in accordance with the provisions of K.S.A. 44-1031 and amendments thereto, the Appraiser shall be deemed to have breached the present Agreement and it may be canceled, terminated or suspended, in whole or in part, by the City;



4. if the Appraiser is found guilty of a violation of the Kansas Act Against Discrimination under a decision or order of the Commission which has become final, the Appraiser shall be deemed to have breached the present Agreement, and it may be canceled, terminated or suspended, in whole or in part, by the City;
  5. the Appraiser shall include the provisions of Subsections 1 through 4 in every subcontract or purchase order so that such provisions will be binding upon each subcontractor or vendor.
- B. The Appraiser further agrees that the Appraiser shall abide by the Kansas Age Discrimination In Employment Act (K.S.A. 44-1111 et seq.) and the applicable provision of the Americans With Disabilities Act (42 U.S.C. 12101 et seq.) as well as all other federal, state and local laws, ordinances and regulations applicable to this Project and to furnish any certification required by any federal, state or local governmental agency in connection therewith.

### **SECTION 13. GENERAL PROVISIONS**

- A. This Agreement contains the complete agreement between the parties and shall, as of the effective date hereof, supersede all other agreements between the parties. The parties stipulate that neither of them has made any representation with respect to the subject matter of this Agreement except such representations as are specifically set forth in this document and each of the parties acknowledges that it has relied on its own judgment in entering into this Agreement.
- B. Any modification of this Agreement or additional obligation assumed by either party in connection herewith shall be binding only if evidenced in writing signed by each party or an authorized representative of each party.
- C. If any provision, or any portion thereof, contained in this Agreement is held to be unconstitutional, invalid, or unenforceable, the remainder of this Agreement, or portion thereof, shall be deemed severable, shall not be affected, and shall remain in full force and effect.
- D. It is the intention of the parties that this Agreement and the performance hereunder, and all suits and special proceedings under this Agreement, be construed in accordance with and under and pursuant to the laws of the State of Kansas and that, in any action, special proceeding or other proceeding that may be brought arising out of, in connection with, or by reason of this Agreement, the laws of the State of Kansas shall be applicable and shall govern to the exclusion of the law of any other forum, without regard to the jurisdiction in which any action or special proceeding may be instituted.

- E. The titles to sections of this Agreement are solely for the convenience of the parties and shall not be used to explain, modify, simplify, or aid in the interpretation of the provisions of this Agreement.

#### **SECTION 14. ORDER OF PRECEDENCE**

If there is any conflict between the terms of this Agreement, excluding exhibits, and anything contained in the exhibits referenced herein or attached hereto, the terms and provisions of this Agreement, excluding exhibits, shall control.

#### **SECTION 15. EXECUTION OF AGREEMENT**

The parties hereto have caused this Agreement to be executed on the day and year first above written.

CITY OF ROELAND PARK, KANSAS

DONOHOO APPRAISALS

\_\_\_\_\_  
Keith Moody, City Administrator

  
\_\_\_\_\_  
Appraiser's Signature

Attest:

\_\_\_\_\_  
Kelley Bohon, City Clerk


Approved as to Form:

\_\_\_\_\_  
City Attorney



## SECTION 16. APPRAISER'S STATEMENT

I have contracted with the City of Roeland Park to perform appraiser services. I do not employ the services of any other person(s) or subcontractor(s). In the event that I hire any person to serve as either my employee or subcontractor, I hereby agree to purchase Workers' Compensation Insurance and immediately furnish the City of Roeland Park proof of such insurance.



Appraiser's Signature

1-17-19

Date



Exhibit A

# DONOHO APPRAISALS

APPRAISING FOR RIGHT OF WAY & LITIGATION VALUATION

January 17, 2019

Mr. Dan Miller, P.E.  
Larkin Lamp Rynearson  
9001 State Line Road, Ste. 200  
Kansas City, MO 64114

SUBJECT: Fee Proposal for approximately 89 appraisals and approximately 89 acquisitions, before and after proposed easements have been acquired, for the Roe Boulevard Improvement Project, Roeland Park, Kansas.

Dear Mr. Miller:

Please find listed below the proposed appraisal and acquisition fees, as applicable, for the sidewalk/utility easements and/or temporary easement acquisitions for the proposed project.

	<b><i>Appraisal Fee (Residential)</i></b>	<b><i>Appraisal Fee (Commercial)</i></b>
	\$750	\$1,150
<b>Number of Tracts</b>	73	16
<b>Total</b>	\$54,750	\$18,400

	<b><i>Acquisition Fee (Residential)</i></b>	<b><i>Acquisition Fee (Commercial)</i></b>
	\$600	\$1,050
<b>Number of Tracts</b>	73	16
<b>Total</b>	\$43,800	\$16,800

This proposal assumes there will be a total of 89 tracts requiring appraisals and acquisitions. Providing the number of tracts in this proposal is reduced or increased any further from this proposal, the numbers above could change. This proposal assumes the appraisal/acquisition services will commence around Winter/Spring 2019. Should the project start later than this time frame, the fees set out above could change. If the project varies significantly from what has been

January 17, 2019  
Page 2  
Mr. Dan Miller, P.E.  
Larkin Lamp Ryneerson  
Roe Boulevard Improvements

presented to our office, as of the date of this proposal, in our discussions with Larkin Lamp Ryneerson, the fee schedule set out above could also change.

This proposal assumes there will be Federal and/or State funding involved in this project.

Appraisal review estimates have not been included in this proposal. Appraisal reviews will be required for any property whose damages are over \$10,000.

Since there are no final construction plans available for review as of the date of this proposal, it is assumed based on the fees set out above, none of the properties will suffer damage to the remainder and/or total property acquisition. *If any properties might have damage to the remainder, it would be based on such things as a legal non-conformity, some form of reduced utility of the property, reduced or limited access, etc. This would include anything that would make the property less functional than it was prior to the proposed project. This can ultimately only be determined when we have final plans and legal description areas to review.*

*If any remainders of properties are damaged as a result of the proposed project, requiring a complete narrative appraisal, the appraisal and acquisition fees will be higher than shown above on those given properties. The fee for appraising damages on any tract, if appropriate, will be negotiated at the time such damage is determined, between our office and the appropriate contact for the City.*

There are no relocation fees included in the above figures.

The fees set out above are for furnishing appraisals and providing acquisition services only. Any meetings pertaining to acquisitions that have not been settled during normal negotiations, and are carried forward through the eminent domain process by the City, will be billed at \$350 per hour. Also, any depositions, pre-trial or trial appearances will be billed at \$350 per hour.

Although the fees set out above are not expected to change, if an excessive amount of time is spent procuring acquisitions on a particular property, the hourly rate indicated above may be incurred for this particular property. Before continuing acquisition work that might require the hourly fee, Donoho Appraisals, would get permission from the client indicating they want us to continue the acquisition process on a particular property where the rate might go into effect.

We assume in this proposal that title reports for each tract, two copies of half size plans and individual tract maps will be furnished by Larkin Lamp Ryneerson. Additionally, we will need easement documents and legal descriptions of the proposed acquisitions. It is our understanding that Larkin Lamp Ryneerson or the City of Roeland Park will complete these documents and provide them to our office.




January 17, 2019  
Page 3  
Mr. Dan Miller, P.E.  
Larkin Lamp Rynearson  
Roe Boulevard Improvements

We will complete the appraisals for this project within 60-90 days from the time we are given notice to proceed.

We will need up to 60 days from the date the City notifies us the appraisals have been approved to complete offers for acquisitions on this project. This is subject to the City indicating they would like to extend that time prior to filing a petition for eminent domain, if required.

Thanks for allowing us to submit a proposal on this project, it is greatly appreciated. Providing you have any questions concerning the above, please call me.

Sincerely,  
Donoho Appraisals

A handwritten signature in black ink, appearing to read "Al Donoho". The signature is fluid and cursive, with the first name "Al" being more prominent and stylized than the last name "Donoho".

Al Donoho, MAI, SR/WA



# CERTIFICATE OF LIABILITY INSURANCE

DATE (MM/DD/YYYY)

01/15/2019

THIS CERTIFICATE IS ISSUED AS A MATTER OF INFORMATION ONLY AND CONFERS NO RIGHTS UPON THE CERTIFICATE HOLDER. THIS CERTIFICATE DOES NOT AFFIRMATIVELY OR NEGATIVELY AMEND, EXTEND OR ALTER THE COVERAGE AFFORDED BY THE POLICIES BELOW. THIS CERTIFICATE OF INSURANCE DOES NOT CONSTITUTE A CONTRACT BETWEEN THE ISSUING INSURER(S), AUTHORIZED REPRESENTATIVE OR PRODUCER, AND THE CERTIFICATE HOLDER.

IMPORTANT: If the certificate holder is an ADDITIONAL INSURED, the policy(ies) must have ADDITIONAL INSURED provisions or be endorsed. If SUBROGATION IS WAIVED, subject to the terms and conditions of the policy, certain policies may require an endorsement. A statement on this certificate does not confer rights to the certificate holder in lieu of such endorsement(s).

<b>PRODUCER</b> Alliance Insurance Group -Overland Park 5750 W 95 St Suite 105 P O Box 6255 Shawnee Mission KS 66206		<b>CONTACT NAME:</b> Kelcy Young <b>PHONE (A/C No, Ext):</b> 913-341-6887 <b>FAX (A/C No):</b> (913)341-2042 <b>E-MAIL ADDRESS:</b> kelcy.young@lia-ks.com
<b>INSURED</b> Donoho Appraisals Po Box 24365 Shawnee Mission KS 66283		<b>INSURER(S) AFFORDING COVERAGE</b> INSURER A: West American Insurance Company INSURER B: The Ohio Casualty Insurance Company INSURER C: SafeCo Insurance INSURER D: INSURER E: INSURER F:

## COVERAGES

## CERTIFICATE NUMBER:

## REVISION NUMBER:

THIS IS TO CERTIFY THAT THE POLICIES OF INSURANCE LISTED BELOW HAVE BEEN ISSUED TO THE INSURED NAMED ABOVE FOR THE POLICY PERIOD INDICATED. NOTWITHSTANDING ANY REQUIREMENT, TERM OR CONDITION OF ANY CONTRACT OR OTHER DOCUMENT WITH RESPECT TO WHICH THIS CERTIFICATE MAY BE ISSUED OR MAY PERTAIN, THE INSURANCE AFFORDED BY THE POLICIES DESCRIBED HEREIN IS SUBJECT TO ALL THE TERMS, EXCLUSIONS AND CONDITIONS OF SUCH POLICIES. LIMITS SHOWN MAY HAVE BEEN REDUCED BY PAID CLAIMS.

INSR LTR	TYPE OF INSURANCE	ADDL SUBR INSD WVD	POLICY NUMBER	POLICY EFF (MM/DD/YYYY)	POLICY EXP (MM/DD/YYYY)	LIMITS
A	<input checked="" type="checkbox"/> COMMERCIAL GENERAL LIABILITY <input type="checkbox"/> CLAIMS-MADE <input checked="" type="checkbox"/> OCCUR	Y N	BZW 56994237	3/10/2018	3/10/2019	EACH OCCURRENCE \$ 2,000,000
	DAMAGE TO RENTED PREMISES (Ea occurrence) \$ 2,000,000					
	MED EXP (Any one person) \$ 15,000					
	PERSONAL & ADV INJURY \$ 2,000,000					
GEN'L AGGREGATE LIMIT APPLIES PER: <input checked="" type="checkbox"/> POLICY <input checked="" type="checkbox"/> PRO-JECT <input type="checkbox"/> LOC						GENERAL AGGREGATE \$ 4,000,000
OTHER						PRODUCTS - COMP/OP AGG \$ 4,000,000
A	<input type="checkbox"/> AUTOMOBILE LIABILITY <input type="checkbox"/> ANY AUTO <input type="checkbox"/> OWNED AUTOS ONLY <input checked="" type="checkbox"/> HIRED AUTOS ONLY	Y N	BZW 56994237	3/10/2018	3/10/2019	COMBINED SINGLE LIMIT (Ea accident) \$
	BODILY INJURY (Per person) \$ 2,000,000					
	BODILY INJURY (Per accident) \$					
	PROPERTY DAMAGE (Per accident) \$					
<input checked="" type="checkbox"/> UMBRELLA LIAB <input checked="" type="checkbox"/> OCCUR <input type="checkbox"/> EXCESS LIAB <input type="checkbox"/> CLAIMS-MADE		Y N	USO 56994237	3/10/2018	3/10/2019	EACH OCCURRENCE \$ 1,000,000
DED RETENTION \$						AGGREGATE \$ 1,000,000
WORKERS COMPENSATION AND EMPLOYERS' LIABILITY ANY PROPRIETOR/PARTNER/EXECUTIVE OFFICER/MEMBER EXCLUDED? (Mandatory in NH) If yes, describe under DESCRIPTION OF OPERATIONS below		Y / N <input type="checkbox"/> N / A				PER STATUTE OTH-ER E L EACH ACCIDENT \$ E L DISEASE - EA EMPLOYEE \$ E L DISEASE - POLICY LIMIT \$
C	Personal Auto Coverage	N N	Z4017621 / UZ3746720	1/8/2019	1/8/2020	CSL (Auto) \$500,000
	Personal Umbrella					CSL (Umbrella) \$1,000,000

DESCRIPTION OF OPERATIONS / LOCATIONS / VEHICLES (ACORD 101, Additional Remarks Schedule, may be attached if more space is required)

Roeland Park is named as an additional named insured under the General Liability, Automobile and Umbrella coverage.

## CERTIFICATE HOLDER

## CANCELLATION

Roeland Park 4600 W 51st Street Roeland Park KS 66205	SHOULD ANY OF THE ABOVE DESCRIBED POLICIES BE CANCELLED BEFORE THE EXPIRATION DATE THEREOF, NOTICE WILL BE DELIVERED IN ACCORDANCE WITH THE POLICY PROVISIONS.
	AUTHORIZED REPRESENTATIVE <i>Kelcy Young</i>

Fax: Email:

© 1988-2015 ACORD CORPORATION. All rights reserved.

ACORD 25 (2016/03)

The ACORD name and logo are registered marks of ACORD



# CERTIFICATE OF LIABILITY INSURANCE

DATE (MM/DD/YYYY)

01/15/2019

THIS CERTIFICATE IS ISSUED AS A MATTER OF INFORMATION ONLY AND CONFERS NO RIGHTS UPON THE CERTIFICATE HOLDER. THIS CERTIFICATE DOES NOT AFFIRMATIVELY OR NEGATIVELY AMEND, EXTEND OR ALTER THE COVERAGE AFFORDED BY THE POLICIES BELOW. THIS CERTIFICATE OF INSURANCE DOES NOT CONSTITUTE A CONTRACT BETWEEN THE ISSUING INSURER(S), AUTHORIZED REPRESENTATIVE OR PRODUCER, AND THE CERTIFICATE HOLDER.

**IMPORTANT:** If the certificate holder is an **ADDITIONAL INSURED**, the policy(ies) must have **ADDITIONAL INSURED** provisions or be endorsed. If **SUBROGATION IS WAIVED**, subject to the terms and conditions of the policy, certain policies may require an endorsement. A statement on this certificate does not confer rights to the certificate holder in lieu of such endorsement(s).

<b>PRODUCER</b> LIA ADMINISTRATORS & INSURANCE SERVICES 1600 ANACAPA ST SANTA BARBARA, CA 93101	<b>CONTACT NAME:</b> DANA DAMICO <b>PHONE (A/C, No, Ext):</b> 805-963-6624 <b>FAX (A/C, No):</b> 805-962-0652 <b>E-MAIL ADDRESS:</b> DANA@LIABILITY.COM														
<b>INSURED</b> DONOHO APPRAISALS ARTHUR A. DONOHO PO BOX 24365 SHAWNEE MISSION, KS 66283 ID# 129133	<table><tr><th>INSURER(S) AFFORDING COVERAGE</th><th>NAIC #</th></tr><tr><td>INSURER A : ASPEN AMERICAN INSURANCE COMPANY</td><td>43460</td></tr><tr><td>INSURER B :</td><td></td></tr><tr><td>INSURER C :</td><td></td></tr><tr><td>INSURER D :</td><td></td></tr><tr><td>INSURER E :</td><td></td></tr><tr><td>INSURER F :</td><td></td></tr></table>	INSURER(S) AFFORDING COVERAGE	NAIC #	INSURER A : ASPEN AMERICAN INSURANCE COMPANY	43460	INSURER B :		INSURER C :		INSURER D :		INSURER E :		INSURER F :	
INSURER(S) AFFORDING COVERAGE	NAIC #														
INSURER A : ASPEN AMERICAN INSURANCE COMPANY	43460														
INSURER B :															
INSURER C :															
INSURER D :															
INSURER E :															
INSURER F :															

**COVERAGES****CERTIFICATE NUMBER:****REVISION NUMBER:**

THIS IS TO CERTIFY THAT THE POLICIES OF INSURANCE LISTED BELOW HAVE BEEN ISSUED TO THE INSURED NAMED ABOVE FOR THE POLICY PERIOD INDICATED. NOTWITHSTANDING ANY REQUIREMENT, TERM OR CONDITION OF ANY CONTRACT OR OTHER DOCUMENT WITH RESPECT TO WHICH THIS CERTIFICATE MAY BE ISSUED OR MAY PERTAIN, THE INSURANCE AFFORDED BY THE POLICIES DESCRIBED HEREIN IS SUBJECT TO ALL THE TERMS, EXCLUSIONS AND CONDITIONS OF SUCH POLICIES. LIMITS SHOWN MAY HAVE BEEN REDUCED BY PAID CLAIMS.

INSR LTR	TYPE OF INSURANCE	ADDL INSD	SUBR WVD	POLICY NUMBER	POLICY EFF (MM/DD/YYYY)	POLICY EXP (MM/DD/YYYY)	LIMITS
	<b>COMMERCIAL GENERAL LIABILITY</b> <input type="checkbox"/> CLAIMS-MADE <input type="checkbox"/> OCCUR  GEN'L AGGREGATE LIMIT APPLIES PER: <input type="checkbox"/> POLICY <input type="checkbox"/> PRO-JECT <input type="checkbox"/> LOC OTHER:						EACH OCCURRENCE \$ DAMAGE TO RENTED PREMISES (Ea occurrence) \$ MED EXP (Any one person) \$ PERSONAL & ADV INJURY \$ GENERAL AGGREGATE \$ PRODUCTS - COM/OP AGG \$ OTHER: \$
	<b>AUTOMOBILE LIABILITY</b> ANY AUTO OWNED AUTOS ONLY HIRED AUTOS ONLY SCHEDULED AUTOS NON-OWNED AUTOS ONLY						COMBINED SINGLE LIMIT (Ea accident) \$ BODILY INJURY (Per person) \$ BODILY INJURY (Per accident) \$ PROPERTY DAMAGE (Per accident) \$ OTHER: \$
	<b>UMBRELLA LIAB</b> <input type="checkbox"/> OCCUR <b>EXCESS LIAB</b> <input type="checkbox"/> CLAIMS-MADE DED RETENTION \$						EACH OCCURRENCE \$ AGGREGATE \$ OTHER: \$
	<b>WORKERS COMPENSATION AND EMPLOYERS' LIABILITY</b> ANY PROPRIETOR/PARTNER/EXECUTIVE OFFICER/MEMBER EXCLUDED? (Mandatory in NH) If yes, describe under DESCRIPTION OF OPERATIONS below Y/N <input type="checkbox"/> N/A						PER STATUTE OTH-ER E.L. EACH ACCIDENT \$ E.L. DISEASE - EA EMPLOYEE \$ E.L. DISEASE - POLICY LIMIT \$
A	<b>PROFESSIONAL LIABILITY</b>			AAI004405-04	11/28/2018	11/28/2019	\$1,000,000 EACH CLAIM \$1,000,000 AGGREGATE

DESCRIPTION OF OPERATIONS / LOCATIONS / VEHICLES (ACORD 101, Additional Remarks Schedule, may be attached if more space is required)

REAL ESTATE APPRAISERS PROFESSIONAL LIABILITY INSURANCE

**CERTIFICATE HOLDER****CANCELLATION**

LARKIN, LAMP, RYNEARSON  
MR. DAN MILLER, CIVIL DESIGN GROUP LEADER  
9001 STATE LINE ROAD, STE. 200  
KANSAS CITY, MO 64114

SHOULD ANY OF THE ABOVE DESCRIBED POLICIES BE CANCELLED BEFORE THE EXPIRATION DATE THEREOF, NOTICE WILL BE DELIVERED IN ACCORDANCE WITH THE POLICY PROVISIONS.

AUTHORIZED REPRESENTATIVE

© 1988-2015 ACORD CORPORATION. All rights reserved.

**Item Number:** New Business- VIII.-D.  
**Committee** 1/22/2019  
**Meeting Date:**



**City of Roeland Park**  
Action Item Summary

Date: 1/11/2019  
Submitted By: Keith Moody  
Committee/Department: Admin.  
Title: **Agreement with MARC for Planning Sustainable Places Project**  
Item Type: Agreement

**Recommendation:**

**Staff recommends approval of the agreement with MARC for the Planning Sustainable Places project.**

**Details:**

The attached agreement between MARC and the City spells out responsibilities associated with the Planning Sustainable Places Project for the Roe and 48th Intersection and Johnson Drive Corridor. MARC will enter into an agreement for consulting services with Confluence to facilitate the planning process, this agreement spells out that Roeland Park will pay MARC the local match (\$20,000) as well as provide coordination/administrative services to the project. Attached is the agreement between MARC and the City as well as the agreement that MARC will enter into with Confluence and the Confluence fee sheet.

Also for reference is a summary of the initial PSP grant application submitted by the City. Please note that the scope spelled out in the initial application differs from that of the scope in the Confluence service agreement due to the fact that the scope of the project was reduced in order to secure funding (\$80,000) and to satisfy KDOT's requirement that the project have a clear "transportation" focus.

**Financial Impact**

Amount of Request: \$20,000	
Budgeted Item?	Budgeted Amount: \$37,500
Line Item Code/Description:	



## Additional Information

Staff did not anticipate Council would need to take further action on this project since MARC enters into the service agreement directly with the consultant. MARC does require the attached agreement to be in place in order to move forward with the project.

How does item relate to Strategic Plan?

The planning effort will consider sustainable land use options and consider concepts which may lead to a more diverse business and housing options in Roeland Park.

How does item benefit Community for all Ages?

The planning effort will consider sustainable land use options and consider concepts which may lead to a more diverse business and housing options in Roeland Park.

### ATTACHMENTS:

Description	Type
❏ PSP Agreement between MARC and City	Cover Memo
❏ PSP Project Original Application Summary	Cover Memo
❏ Confluence Agreement with MARC	Cover Memo
❏ Confluence Fee Sheet	Cover Memo

**MID-AMERICA REGIONAL COUNCIL’S  
PLANNING SUSTAINABLE PLACES PROGRAM**

**AGREEMENT**

**PARTIES:**                    **City of Roeland Park, Kan.,** hereinafter referred to as the “Sponsor”

**Mid-America Regional Council,** hereinafter referred to as “MARC”

**PURPOSE:**                    The Planning Sustainable Places (here in after known as “PSP”) program provides local governments with financial support to advance detailed planning and project development activities in support of Transportation Outlook 2040’s activity centers and corridors framework. Funds received will be used to advance detailed local planning in support of the Roe Boulevard and Johnson Drive Corridor Plan as detailed in Exhibit A, the original project application and the final agreed upon scope of work.

The program looks to facilitate the following objectives:

- Support the development and implementation of local activity center plans consistent with the Creating Sustainable Places principles, identified regional activity centers, and the land use policy direction outlined in *Transportation Outlook 2040*.
- Support localized public engagement and community consensus building.
- Support the identification and conceptualization of transportation projects, land use strategies, and related sustainable development initiatives that help to realize and advance the objectives identified in the Creating Sustainable Places initiative, Transportation Outlook 2040, and the MARC Board’s adopted policy statement on regional land use direction.

**EFFECTIVE**                    The parties mutually agree to Articles I, II, and III in accordance with this Agreement from the \_\_\_\_ day of January, 2019 until the 30<sup>th</sup> day of September, 2019.

**ARTICLE I**

**SPONSOR AGREES:**

1. To fund their portion of the PSP program’s required local match of \$20,000.00 with a one-time payment upon receipt of invoice for the local match;
2. That any change order or request for additional services must be submitted through MARC to the contracted consultant. If the resulting change order or request for additional services requires additional funding, payment shall be the responsibility of the Sponsor;
3. To provide a project manager and coordinate the consultant team;
4. To participate in the PSP program management and provide MARC all required technical assistance, data and any other necessary information needed to successfully manage and

- comply with federal requirements regarding the PSP project;
5. Agree to include designated MARC project liaison in study advisory committee; and
  6. To provide a selection committee to review consultant vendor proposals, interview prospective consultant vendors, and make final selection of vendor.

## **ARTICLE II**

### **MARC AGREES:**

1. To provide project liaison and project management;
2. To administer awarded Planning Sustainable Places federal funding of \$80,000.00, unless state or federal funding sources withdraw funding.
3. To coordinate and conduct consultant selection process to meet state and federal procurement requirements in the use of federal funds that includes but is not limited to debarment and Disadvantaged Business Enterprise (DBE) requirements;
4. To provide oversight of federal requirements that governs the use of federal funds in connection with the PSP program; and
5. To administer consultant invoicing and reimbursement process per state and federal guidelines.
6. To accept consultant deliverables only with Sponsor approval.

## **ARTICLE III**

### **BOTH PARTIES MUTUALLY AGREE:**

1. That this Agreement and all contracts entered into under provisions of this Agreement shall be binding upon **City of Roeland Park, Kan.** and **MARC**; and
2. That no third party beneficiaries are intended to be created by this Agreement, nor do the parties herein authorize anyone not a party to this Agreement to maintain a suit for damages pursuant to the terms or provisions of this Agreement.

[Balance of page left blank]

**IN WITNESS WHEREOF:** the parties hereto have caused this Agreement to be signed by their authorized officers on the day and year first above written.

**Mid-America Regional Council**

**City of Roeland Park, Kan.**

David Warm  
Executive Director

Mike Kelly  
Mayor

\_\_\_\_\_

\_\_\_\_\_

Date: \_\_\_\_\_

Date: \_\_\_\_\_

Attest: \_\_\_\_\_

## Exhibit A



## MARC Transportation Department 2019 Planning Sustainable Places Call for Projects

# Summary of Roe Boulevard and Johnson Drive Corridor Plan

## Roeland Park

### Contact Information

Organization: Roeland Park  
 Contact person: Keith Moody  
 Title: City Administrator  
 Phone: 913 722 2600  
 E-mail: [kmoody@roelandpark.org](mailto:kmoody@roelandpark.org)  
 Organization address: 4600 W 51st Street  
 Roeland Park, KS 66206

### General Information

Project name: Roe Boulevard and Johnson Drive Corridor Plan

Project description: The intent of the project is to engage citizens and the property owners of the corridor in a visioning process that leads to a more vibrant and sustainable corridor and community as a whole. The primary users of the plan will be the land owners, City Council and Planning Commission.

Project Type: Implementation Activities

Project Contact: Keith Moody

Project Location: Roeland Park, Johnson County, Roe Boulevard from 48th Street to Johnson Drive and Johnson Drive from Roe Boulevard to Ash Dr.

Project Scope: Activities: 1. Appoint Committee 2. Interview and select consultant. 3. Visioning process, lead by committee made up of citizens and property owners. 4. Consider alternative design and land use plans. 5. Final report compiled and adopted by Council and incorporated into city's comprehensive plan. Deliverables: 1. A robust public engagement process that engages representatives from all segments of the population including those who are often underrepresented (elderly, renters, disabled, low income residents). 2. A visioning document with alternative site plans with renderings. 3. Cost and proforma data for each alternative. 4. Analysis of funding gap for each alternative to identify how much incentive may be expected for each alternative. 5. Recommended modifications to zoning and development regulations to encourage implementation of the plan. 6. Recommended multimodal transportation changes to encourage implementation of the plan.

Consistent with relevant local plan(s)? Yes  
 The existing comprehensive plan reflects mixed use redevelopment along Johnson Drive, a component added to the comprehensive plan in 2010. The product of this project is intended to be incorporated into the comprehensive plan as well. A public visioning process was completed in 2017 prior to moving forward with design for a complete streets project along the entire Roe Boulevard corridor, a project planned for 2020. The City has also completed highest and best use assessments as well as site development plans for City owned properties at the NE corner of 48th Street and Roe Boulevard and

	the NE corner of Johnson Drive and Roe Boulevard. This project would tie all of these previous planning efforts together.
Core elements included in previous plans?	<p>Yes</p> <p>a. Localized public engagement- An extensive six month visioning process lead by Vireo consultants was employed during 2017 prior to design commencing on our complete streets design for Roe Boulevard. b. Integrated transportation, land use and environmental strategies- Highest and best use analysis was led by CBC Real Estate Group for city owned properties within the project corridor. Vireo and George Butler and Associates engineers provided integrated transportation analysis and environmental strategies as a part of the Roe Boulevard visioning process. c. Slaggie architects has provided site development concepts for private properties along Roe Boulevard. Shafer Kline and Warren has provided preliminary development plans for properties owned by the City along Roe Boulevard and Johnson Drive. Bucher Willis and Ratliff engineers has provided design guidelines and mixed used concept renderings for properties along Johnson Drive.</p>
Relationship to transportation issues:	<p>The project corridor connects the main north/south route through Roeland Park with the two main east/west routes. In addition, 48th street, Roe Boulevard and Johnson Drive are KCATA routes connecting the transit hub in Mission to our SW and the KU Medical Center hub to our NE. The corridor is not only important for bus and auto connectivity but it is also a pedestrian and bike corridor. Enhancing safety and connectivity along this project area will benefit not only Roeland Park residents but the entire Northeast Johnson County region.</p>
Robust citizen engagement component description:	<p>Citizen engagement will occur through citizen appointments to the project committee, as well as through public meetings facilitated by the consultant, held conveniently in the evening at our centrally located Community Center. We anticipate the process will span a period of six months with a minimum of 6 public forum type meetings. The city will also be conducting a citizen satisfaction survey in 2019, which can also be used to gather input/feedback on the project. Finally, the consultant will provide a project website for online public engagement. During the public meetings the consultant will employ the use of cell phone based polling system such as Pole Everywhere to gather information and establish direction in real time. The results of the community engagement will be incorporated throughout the final report.</p>
Future vibrancy description:	<p>The project is intended to deliver a plan that: 1. Reflects distinct architecture and place making attractive to investors and users. Because the historical downtown of Roeland Park has been replaced by typical suburban retail design, the project will look at ways to reestablish a "downtown". 2. Employs existing infrastructure, enhances walkability and provides access to a variety of transportation options. 3. Employs a mix of housing, employment, entertainment and active lifestyle options; a "community for all ages".</p>
Implementation timeline:	<p>Winter 2019- Adoption of Plan and Incorporation into Comprehensive Plan Spring 2020 to Winter 2020- Roe Boulevard reconstruction Spring 2020- Meetings with property owners to establish the next steps for the City and the property owners to implement the plan.</p>
Actionable budget documentation:	<p>The scope of the consultants services for this implementation project will include developing pro-forma (containing a detailed budget reflecting sources and uses) as well as an incentives needs analysis.</p>
Improved travel choices promotion :	<p>The project will look at enhancing connectivity of auto, transit, biking and walking. This corridor is an existing bus route and we will work closely with KCATA to optimize the benefits of this route to the businesses and residents it serves, including looking at more bus stops as well as shelters and a mobility center with a park and ride location. The project will consider options to extend 48th street west of Roe Boulevard connecting to the aquatic center, community center, and sports dome complex just west. It will also look at connecting a road through the Boulevard Apartments to undeveloped ground to the north in the Kansas City, KS. It will also look at extending 51st Street west of Roe Boulevard through the Walmart site providing connection between City Hall/Police Station and the Cedar Roe Library and residential areas west of Roe Boulevard. The Roe Boulevard design for 2020 construction includes traffic calming elements, enhanced east west pedestrian traffic safety elements, an 8 foot wide multi-use trail on the west side of Roe along with a 5 foot wide sidewalk on the east, and adding green space between the back of curb and the walks along with extensive tree planting to maintain the boulevard feel while enhancing the comfort and safety for bikers and pedestrians. Finally, the project will consider alternative road designs for Johnson Drive that would encourage the main street style development existing along Johnson Drive to the west of this corridor. Again the intent of this project is to tie the variety of plans completed together into one plan.</p>
Sustainable land-use patterns promotion:	<p>The project will look at the feasibility of employing walkable/transit accessible mixed use development in place of traditional segregated use development which currently exists.</p>
Environmental stewardship:	<p>The project will advance environmental stewardship through its study of ways to increase green space, increase pedestrian and bicycle use, as well as a desire to incorporate appropriate forms of mass transit. In addition, plans will employ EPA promoted Smart Growth Strategies and Green Building</p>



	Practices when possible. A significant portion of the project area drains to Rock Creek. The study will also look at stormwater improvements and evaluate ways to address stormwater runoff through Best Management Practices (BMPs).
Housing choice:	The project will consider a variety of housing options as a part of the mixed use developments.
Public Health improvement:	The project will advance improved public health through its study of ways to increase green space, making the community more walk and bike friendly and connecting activity centers such as the Community Center, Aquatic Center, Sports Dome, Library, City Hall, the Skate Park, Soccer/Tennis amenities, Single Track Trail, and Schools.
Support for investment in areas with existing infrastructure:	Roeland Park is a first tier Kansas City suburb and has been built out for more than 30 years. The project will rely upon existing streets, sidewalks, parks, public buildings, schools and utility systems to deliver a sustainable vibrant community.
Economic growth:	The visioning within the plan document will look at a variety of uses that would add greater job variety to the community. The developments would be denser and less reliant upon the automobile, which would increase investment on a per square foot of land basis yielding more property taxes per square foot of land.
Use of planning resource(s):	The scenarios developed will be analyzed using MARCs Envision Tomorrow tool with visuals developed using MARCs Visualization tool. The indicators would be population, average household income, number of jobs, miles of sidewalk, miles of bike trails/lanes, gross retail sales, and assessed property value. In addition, we anticipate the consultant will conduct a financial feasibility study to evaluate the need for financial incentives to make the plan a reality.
Resiliency Promotion:	Visioning a future for the land along these two corridors that provides a balance of living, working, and entertaining space is key to sustained vibrant places. This mix is anticipated to encourage investment in the properties due to the demand residents and businesses create for the space.
Innovation use:	The use of Envision Tomorrow planning tool available through MARC, along with public engagement activities that employ cell phone based real time polling are two examples of innovative concepts employed by the project.
Serves MARC defined redevelopment area?	Yes The entire corridor lies within the MARC defined "Redevelopment Area".
Serves a MARC listed activity center?	Yes The north end of the Roe Boulevard corridor is part of a MARC defined "Moderately Developed/Walkable" activity center. This corridor transitions to an "Other Activity Centers" category as you move south. The west end of the Johnson Drive corridor is part of a MARC defined "Moderately Developed/Walkable" activity center. This corridor transitions to an "Other Activity Centers" category as you move east.
Serves a future transit corridor?	Yes The project corridors of Roe Boulevard and Johnson Drive currently serve as transit routes and are direct connections to the mobility hubs in Mission, KS and KU Medical Center in Kansas City, KS.
Serves environmental justice tract(s)?	Yes The Johnson Drive and Roe Boulevard corridors connect environmental justice areas to housing, jobs, education, health care and grocery stores. The study area population is generally poorer and more racially diverse than other parts of Roeland Park; therefore, conducting this study will assist a segment of the population that is typically under-represented. The project corridors pass through census tract 501, block group 1 and census tract 502, block group 1. These areas contain the highest concentrations of low to moderate income families in Roeland Park (42% and 49% LMI respectively) according to 2010 census data. The minority population of census tract 501 block group 1 is 50% and for census tract 502 block group 1 is 20%.
Partnerships description:	The KCATA is an outside partner (see attached letter of support) as are property owners within the corridor (see attached letters of support). Having support of the KCATA and the adjacent property owners will result in a plan that is comprehensive and more likely to be implemented. These partners recognize the value that this process and work product contributes to their respective interests.
Partnerships financial commitment:	The City has committed all matching resources for the project.
Equity and/or typically underrepresented stakeholders partnership:	The project corridors pass through census tract 501, block group 1 and census tract 502, block group 1. These areas contain the highest concentrations of low to moderate income families in Roeland Park (42% and 49% LMI respectively) and the highest concentrations of minorities (50% and 20% respectively) according to 2010 census data. The study area population is generally poorer and more racially diverse than other parts of Roeland Park; therefore, conducting this study will assist a segment

Local activities supporting the project:	of the population that is typically under-represented. Residents and property owners within these tracts will be a part of the steering committee as well as part of the public engagement process.
Commitment from developer(s) and/or land owner(s):	In the spring of 2018 the City led a process with the property owners association including the lots along the Johnson Drive corridor to clear up a land use conflict stemming from a 1950s legal decision. This process clears the way for redevelopment along this corridor. The City has completed highest and best use planning and visioning for properties owned by the City at the NE corner of Johnson Drive and Roe Boulevard as well as the NE corner of 48th Street and Roe Boulevard. A CID and TIF are in place that can be used to incentivise redevelopment along the Roe Boulevard corridor. The City has committed to completing a comprehensive plan update in 2019 as well as completing a citizen and business satisfaction survey in 2019. These efforts will compliment and coordinate with this project.
	In the spring of 2018 the City assisted the property owners association which included the lots along Johnson Drive corridor in clearing up a land use conflict stemming from a 1950s legal decision. This process entailed an election by over 70 lots in order to approve covenant amendments which clear the way for redevelopment along this corridor. All votes received were in favor of the amendments. The City has completed highest and best use planning and visioning for properties owned by the City at the NE corner of Johnson Drive and Roe Boulevard as well as the NE corner of 48th Street and Roe Boulevard. A CID and TIF have been put in place with the support of the property owners along the north end of Roe Boulevard that can be used to incentivise redevelopment in this corridor. The attached letters from property owners also reflect support of the project.

### Project Financial Information

Total Cost:	187505 (Thousands of \$)
Federal amount	150000 (Thousands of \$)
Minimum Funding amount	150000 (Thousands of \$)
Non-federal Cash Match amount:	37505 (Thousands of \$)
Source of Local Match:	Sales Taxes

### Supporting Documents

- File 1: [758\\_ProjID-Johnson Drive Design Guidelines-Final-May2010.pdf](#)
- File 2: [758\\_ProjID-Roe Boulevard Visioning Plan 2017.pdf](#)
- File 3: [758\\_ProjID-CBC Site Analysis of NE Corner of Roe and 48th 2-19-16.pdf](#)
- File 4: [758\\_ProjID-CBC Site Analysis for NE Corner of Johnson and Roe 1-31-17.pdf](#)

## No comments submitted.

[Return to the List of Projects](#)

**600 Broadway, Suite 200  
Kansas City, MO 64105  
816/474-4240  
Fax 816/421-7758**

MARC programs that receive federal funding may not discriminate against anyone on the basis of race, color or national origin, according to Title VI of the Civil Rights Act of 1964.

[Title VI policy](#) | [Americans with Disabilities Act resources](#)

# Roeland Park 48<sup>th</sup> Street/Skyline Drive & Roe Blvd and Johnson Drive Corridor Plan | Final Scope

Per the objectives of the Planning Sustainable Places Program, any plan created through this program is required to include a robust public engagement process; integrated land use, transportation and environmental strategies; and an implementation plan. To demonstrate a robust public engagement process you must, at a minimum meet standards of MARC's Public Participation Plan (PPP) <http://www.marc.org/Transportation/Plans-Studies/Transportation-Plans-and-Studies/Public-Participation-Plan>, detail the strategies that will be used; meeting schedule; tools and techniques; and explain how you will engage not only key stakeholders but a broad cross-section of the study area community.

The study area for the project will be the intersection of Roe Boulevard and 48<sup>th</sup> Street/Skyline Drive along with Johnson drive from Roe Boulevard to Roeland Drive, .5 miles in length, and including the immediate, land area adjacent to these corridors. A map depicting the study area is attached as Attachment E-e to the RFP on page 29. The scope of services to be performed as part of this corridor study is divided into the following tasks:

- Creating the Vision – After analyzing the current conditions and with input from the various stakeholders, the consultant will be responsible for leading the public engagement process to develop goals for the planning study, identify issues that need to be addressed within the plan, and make recommendations for the future vision of the corridors. It is expected that an online survey will be utilized to gather input for this study. An essential part of creating the vision will include developing alternative scenarios and visual concepts for the transit infrastructure as well as the adjoining property including illustrations as well as text. The use of visioning software such as SketchUp & other technologies is encouraged. At least three alternative scenarios and visual concepts for each of the two project locations (Johnson Drive Corridor and the 48th and Roe Boulevard intersection). The scenarios and concepts should include a combination of conceptual site plans, alternatives for street cross-sections, land use, and multi-modal opportunities. As one of the visions is refined, additional illustrations such as color renderings should be provided to further explain the vision. In order to fully explain each of the alternative scenarios and vision concepts, the consultant shall provide a graphic representation to be presented at the public meeting and to the advisory committee. Within the context of the final plan document, written descriptions shall also be provided of each of the scenarios and concepts.

Detailed transportation elements for the project include:

1. Skyline Drive dead ends currently at the Price Chopper and Boulevard apartments drives on the west side of Roe Boulevard. The scope would entail looking at how to enhance vehicle, pedestrian and bicycle connection on to the west of Skyline's current terminus in order to enhance access to Roe Boulevard from properties to the west but to also enhance connectivity from east of Roe Boulevard west to the City's Aquatic Center, Community Center, Nall Park and Johnson County's Sports Dome all of these community amenities are located just to the west of where Skyline Drive currently ends.
2. Currently Johnson Drive between Roe Boulevard and Roeland Drive does not have bike or pedestrian systems/connectivity. The study will look at incorporating these options. Johnson Drive may also benefit from a road diet in this corridor and the mixed use urban development being constructed along the southern edge in Mission would benefit from adding on street parking in this corridor. If that same style of development occurs on the north side of Johnson those would also benefit from on street parking being added.

- Recommendations & Implementation Plan – The planning process will be complete with the presentation of recommendations for multimodal transportation enhancements and land use alternative plans for implementing the recommendations. A refined concept that incorporates input from the various stakeholders throughout the

# Roeland Park 48<sup>th</sup> Street/Skyline Drive & Roe Blvd and Johnson Drive Corridor Plan | Final Scope

process will be an essential component. Ideas and solutions for enhancing the corridor shall be part of the final recommendations. City staff and the selected consultant will work together to determine the best way to present the recommendations and implementation plan to the stakeholders, Planning Commission and City Council. Topics such as land use, transportation, sustainability, and principles of development shall be woven throughout the entire planning process. Within the context of the final plan document, it should be explained how these topics impact the Johnson Drive corridor and 48th and Roe Boulevard intersection. In addition, how these topics relate to one another should be clearly explained. Specific emphasis should be placed on the development of reasonable action steps that can be taken by both public and private property owners to further promote improved multi-modal transportation options and encourage the continued redevelopment of this important corridor.

## E. STUDY SCHEDULE

Milestone	Date
MARC Board Authorization	January 22, 2019
Execute Contract	January 23 – February 1, 2019
Notice to Proceed	Within two weeks after receipt of signed contract
Appointment of Advisory Committee by City Council	Within 4 weeks after Notice to Proceed
Initial Project Meeting with Consultant and Advisory Committee- Schedule and Public Engagement Plan Finalized	Within 6 weeks after Notice to Proceed
Advisory Committee Meeting #2	Within 9 weeks after Notice to Proceed
Public Visioning Meeting #1- Brainstorming	Within 10 weeks after Notice to Proceed
Develop, Administer and Compile Results of On-line Survey of Residents and Property Owners	Within 14 weeks after Notice to Proceed
Advisory Committee Meeting #3	Within 14 weeks after Notice to Proceed
Public Visioning Meeting #2- Present Draft Concepts	Within 16 weeks after Notice to Proceed
Advisory Committee Meeting #4	Within 18 weeks after Notice to Proceed
Public Visioning Meeting #3- Present Final Concepts	Within 20 weeks after Notice to Proceed
Final Plan Complete	Within 23 weeks after Notice to Proceed
Council take Action to Adopt the Plan	Within 24 weeks after Notice to Proceed

Our team will strive to achieve the meeting dates and timeframes for this project as outlined above while remaining flexible to modify these dates as reasonably determined in collaboration with the City.

**Attachment B**  
**Cost/Price Summary Sheet**

Consultant: Confluence	Name of RFP:		Roeland Park
	Estimated Hours	Raw Labor Rate/Hour	Total Estimated Cost
<b>DETAILED DESCRIPTION</b>			
1. Direct Labor			
Principal - Chris Cline	125	\$62.50	\$7,812.50
Landscape Architect - Jason Brill	245	\$23.56	\$5,772.20
Landscape Architect-In-Training I - Jake Stodola (and/or others)	400	\$18.25	\$7,300.00
Urban Designer + Illustrator - Danny Pritchard (and/or others)	185	\$20.00	\$3,700.00
<b>A. Total Direct Labor Cost</b>	955		\$24,584.70
2. Burden (Overhead)			
Fringe Benefits (___%)			\$0.00
Overhead (145.10%)	145.10%		\$35,672.40
<b>B. Total of Burden</b>			\$35,672.40
<b>C. Total Direct Costs and Burden (A+B)</b>			\$60,257.10
<b>D. Fixed Fee (13% applied to A+B)</b>	13.00%		\$7,833.42
<b>E. Total Cost plus Fee (C+D)</b>			<b>\$68,090.52</b>
3. Other Direct Cost (includes meeting expenses, printing, etc.)			
Printing & Supplies			\$1,834.48
<b>F. Total Other Cost</b>			\$1,834.48
4. Special Equipment			\$0.00
<b>G. Total Special Equipment</b>			\$0.00
5. Travel (mileage will be reimbursed at then current IRS rates)			\$75.00
<b>H. Total Travel</b>			\$75.00
<b>I. Total Expenses (E+F+G+H)</b>			\$70,000.00
6. Subcontractors			
Collins Noteis Associates (WBE)			\$18,000.00
WSP			\$12,000.00
<b>J. Total Subcontractors</b>			\$30,000.00
<b>M. Total Estimated Cost (I+J)</b>			<b>\$100,000.00</b>

**Item Number:** New Business- VIII.-E.  
**Committee** 1/22/2019  
**Meeting Date:**



**City of Roeland Park**  
Action Item Summary

**Date:** 1/18/2019  
**Submitted By:** Keith Moody  
**Committee/Department:** Admin.  
**Title:** **ETC Survey Service Agreement**  
**Item Type:** Agreement

**Recommendation:**

**Staff recommends approval of the business and citizen survey services with ETC including the new Digital Dashboard capabilities and taking advantage of the 24 month payment option.**

**Details:**

The attached letter from ETC spells out the services, process, methodology, level of confidence, deliverables, and fee for the business and citizen surveys. The total cost is \$20,850, with \$4,950 of this amount for the Digital Data Dashboard. ETC has developed the dashboard to enable citizens, staff and elected officials the ability to complete self directed queries and generate custom comparisons, this makes the data more accessible and useful to all users. This is a significant reporting/communications enhancement particularly for a small community such as Roeland Park which does not have dedicated staff or software for dashboard performance type reporting. Roeland Park will be one of the first ETC clients to begin using this new capability.

\$20,000 has been budgeted in 2019 to complete both surveys. ETC is also now offering a payment option which spans two years. There is no finance charge and it helps to smooth the impact of cost on a community's budget.

**Financial Impact**

Amount of Request: \$868.75/month for 24 months; \$10,425 paid in 2019 and 2020.	
Budgeted Item?	Budgeted Amount: \$20,000
Line Item Code/Description:	

## Additional Information

How does item relate to Strategic Plan?

The surveys gather information that affords the City to see how changes being implemented are influencing citizen satisfaction and the information gathered allows Council to continue making changes in a strategic manner.

How does item benefit Community for all Ages?

Numerous questions gather insight on efforts/ideas that are directly related to enhancing attraction of our community to all ages.

### **ATTACHMENTS:**

Description	Type
<input type="checkbox"/> ETC Survey Service Agreement	Cover Memo





Marketing Research, Demography, Statistical Applications

725 W. Frontier Circle, Olathe, Kansas 66061  
(913) 829-1215 FAX: (913) 829-1591

January 11, 2019

Keith Moody  
Roeland Park City Administrator  
4600 W 51<sup>st</sup> Street  
Roeland Park, KS 66205  
913-722-2600

**Subject: Proposal to Conduct a Community Survey for Roeland Park, Kansas**

Dear Mr. Moody:

ETC Institute is pleased to submit a quote to conduct a DirectionFinder® and Business survey for the City of Roeland Park, Kansas. It is our understanding that the survey will be used to (1) assess citizen satisfaction with City services and (2) identify ways to re-brand the community. The scope of services described below are similar to the services provided by ETC Institute for the City's previous DirectionFinder® Survey, which was conducted three years ago. This will be the first business survey administered for the City by ETC Institute.

**DirectionFinder® Survey Scope of Work**

**Task 1: Design the Survey and Conduct Pilot Test.** Task 1 will include the following services:

- Working with City staff to develop the content of the survey. It is anticipated that many of the questions will be similar to the City's last survey DirectionFinder® Survey, but new questions will be added to help the City identify ways to re-brand the community.
- Participating in meetings by phone to develop the survey.
- Conducting a pilot test of the survey to ensure the questions are understood by residents. Based on the results of the pilot test, ETC Institute will recommend changes (if needed) to the survey.

Deliverable Task 1: ETC Institute will provide a copy of approved survey instrument.

**Task 2: Administer the Survey.** Task 2 will include the following services:

- ETC Institute will administer the survey by a combination of mail, Internet and phone.
- ETC Institute will mail the survey and a cover letter (on City letterhead) to all residential households in the City. The list of residential households will be provided to ETC Institute by the City. For the last survey, the City provided a list with 3,394 households.
- Residents who receive the survey will have the option of returning the printed survey or completing it on-line. Households that do not respond within 10 days will be contacted by phone and asked to complete the survey by phone. ETC Institute will also send emails to some households for which e-mail addresses are available. These emails will contain a link to the on-line version of the survey.
- ETC Institute will guarantee the completion of at least 400 surveys. The result for a sample of 400 completed surveys will provide results that have a precision of at least +/-

5% at the 95% level of confidence. If more than 400 surveys are returned by mail, ETC Institute will process the data from all completed surveys. Last time, ETC Institute processed data from more than 900 households.

- ETC Institute will monitor the distribution of the sample to ensure that the sample reasonably reflects the demographic composition of the City with regard to age, geographic dispersion, gender, ethnicity and other factors. If one or more population groups responds at a significantly higher rate than other groups, ETC Institute will weight the data as needed to ensure that all population groups are properly represented.

Deliverable Task 2: ETC Institute will provide a copy of the overall results for each question on the survey.

**Task 3: Analysis and Final Report.** ETC Institute will submit a final report to the City. At a minimum, this report will include the following items:

- Formal report that includes an executive summary of survey methodology, a description of major findings, and charts that show the overall results of each survey
- Benchmarking analysis that shows how the results for the City compare to national and regional norms
- Trends from the previous survey
- A copy of the survey instruments
- Importance-Satisfaction/Quadrant Analysis that will identify the areas where the greatest opportunities exist to enhance overall satisfaction with City services.
- GIS maps that show geocoded survey results for selected questions on the survey
- A presentation of the survey results on a date and time that is mutually agreed upon by ETC Institute and the City

Deliverable Task 3: ETC Institute will submit the final report in an electronic format and 5 hard copies.

### **Business Survey Scope of Work**

**Task 1: Design the Survey and Conduct Pilot Test.** Task 1 will include the following services:

- Working with City staff to develop the content of the survey. ETC Institute will provide the City with example surveys from similar projects, and will work with City staff to craft a questionnaire that best fits the needs of the City.
- Participating in meetings by phone to develop the survey.
- Conducting a pilot test of the survey to ensure the questions are understood by businesses. Based on the results of the pilot test, ETC Institute will recommend changes (if needed) to the survey.

Deliverable Task 1: ETC Institute will provide a copy of approved survey instrument.

**Task 2: Administer the Survey.** Task 2 will include the following services:

- ETC Institute will administer the survey by a combination of mail, Internet and phone.
- ETC Institute will mail the survey and a cover letter (on City letterhead) to all business addresses in the City. The list of businesses will be provided to ETC Institute by the City.
- Businesses who receive the survey will have the option of returning the printed survey or completing it on-line. Businesses that do not respond within 10 days will be contacted by phone and asked to complete the survey by phone. ETC Institute will also send emails to some businesses for which e-mail addresses are available. These emails will contain a link to the on-line version of the survey.
- ETC Institute understands there are approximately 50 businesses in Roeland Park. Due to the limited number of potential respondents ETC Institute will attempt to contact each of the businesses provided by the City, but cannot guarantee a specific number of returned/completed surveys. ETC Institute will take all necessary actions to ensure as many surveys as possible are returned completed by businesses.

Deliverable Task 2: ETC Institute will provide a copy of the overall results for each question on the survey.

**Task 3: Analysis and Final Report.** ETC Institute will submit a final report to the City. At a minimum, this report will include the following items:

- A report that includes an executive summary of survey methodology and charts that show the overall results of each survey
- A copy of the survey instruments
- Importance-Satisfaction/Quadrant Analysis that will identify the areas where the greatest opportunities exist to enhance overall satisfaction with City services.

Deliverable Task 3: ETC Institute will submit the final report in an electronic format.

### ***Project Schedule***

A preliminary schedule is provided below. We can adjust the schedule to meet your needs.

- **Month 1**  
Design Survey Instrument
- **Month 2**  
Administer Survey; provide the overall results to the City
- **Month 3**  
Prepare and Deliver the Final Report

## Fee

The total fee for the services described in this proposal will be \$20,850, which includes ETC Institute's DirectionFinder® 2.0 a digital data dashboard. The DirectionFinder® 2.0 digital data dashboard is an optional service and is offered at a discount from its normal price of \$7,500. Keith Moody gets a life-long discount from ETC Institute because he was one of the charter members of ETC Institute's DirectionFinder® and that discount is reflected in the prices below.

<b>DirectionFinder® Survey Pricing</b>	
<b>Task</b>	<b>Fee</b>
<b>DirectionFinder® Survey</b>	
Survey Design/Pilot Test	\$2,625
Administration of the Survey	\$11,675
Report	\$1,600
Benchmarking Analysis with other cities	Included
Importance/Satisfaction Analysis	Included
GIS Mapping	Included
Digital Data Dashboard® (DirectionFinder® 2.0)	\$4,950
<b>Business Survey</b>	
Survey Design/Pilot Test	Included
Administration of the Survey	Included
Report	Included
Importance/Satisfaction Analysis	Included
<b>TOTAL</b>	<b>\$20,850</b>

*ETC Institute would like to offer Roeland Park the option of paying for the 2019 Community Survey in 24 monthly installments of \$868.75 per month if desired.*

**CLOSING:** We appreciate your consideration of our proposal and look forward to your decision. If you have any questions, please do not hesitate to call me at (913) 254-4512.

Sincerely,



Christopher Tatham  
CEO

**Item Number:**       **Ordinances and Resolutions:- IX.-**  
                              **A.**  
**Committee**           **1/22/2019**  
**Meeting Date:**



## **City of Roeland Park**

Action Item Summary

---

**Date:**                       1/4/2019  
**Submitted By:**         John Jacobson  
**Committee/Department:**   Admin.  
**Title:**                   **Amend Resolution for 1% Contribution for Art**  
**Item Type:**             Resolution

### **Recommendation:**

**Staff recommends adding the option of a developer making a financial contribution to be used for public art.**

### **Details:**

Aldi's will be replacing their existing store with a new store. It is the City Attorney's opinion that this type of development is subject to the "1% for Art" requirement spelled out in the Art Resolution currently in place (attached for reference). Aldi's would prefer to make a financial contribution to the City to be used for public art. The current resolution does not provide for this as an option. The City Attorney has drafted a revised resolution that incorporates this as an option.

Funds contributed by a developer for public art can be accounted for as restricted funds specifically for art purposes in the General Fund or they could be accounted for in the Community Foundation in the Art sub-account. The intent of the original resolution is being accomplished whether it be through a piece of art purchased and displayed by a private developer or by the City. The only difference is that the asset (art piece) becomes the property of the City in the latter case. This does make the City responsible for the maintenance/repair/protection of the art. The advantage is that the City can select what the art is, where it is displayed and potentially incorporate the art into public improvement projects such as the gateway features planned for the north and south end of Roe Boulevard as a part of the 2020 reconstruction project.

Aldi's has provided certified development costs from their engineer of \$3.6378 million, which equates to \$36,378 to be contributed to art.

Financial Impact

---

Amount of Request:	
Budgeted Item?	Budgeted Amount:
Line Item Code/Description:	

### Additional Information

Attached is a redline version of the proposed art resolution amendment. The Mayor has drafted the redline which is more detailed and more restrictive as to how the funds may be used.

How does item relate to Strategic Plan?

The option for financial contribution toward public art addresses the strategic plans goal of diversifying revenue streams which support public services.

How does item benefit Community for all Ages?

The option provides the City greater control over adding public art which appeals to all age groups within the community.

### ATTACHMENTS:

Description	Type
<input type="checkbox"/> 1% for Art Current Resolution	Cover Memo
<input type="checkbox"/> Amendment Resolution	Cover Memo
<input type="checkbox"/> Resolution 1% for Art MK Redline	Cover Memo

**CITY OF ROELAND PARK, KANSAS**

**RESOLUTION NO. 601**

**A RESOLUTION DECLARING THE INTENTION OF THE GOVERNING BODY TO  
REQUIRE THAT CERTAIN PROPERTY DEVELOPERS PROVIDE ONE PERCENT  
(1%) OF TOTAL PROJECT COSTS FOR PUBLIC ART**

**WHEREAS**, public art is culturally enriching and enhances the aesthetics of the built environment; and

**WHEREAS**, communities around the country have required developers to provide public art as a condition of development in order to further the general welfare;

**NOW, THEREFORE, BE IT RESOLVED BY THE GOVERNING BODY OF THE  
CITY OF ROELAND PARK, KANSAS:**


1. It is hereby declared that the Governing Body intends to condition certain development or redevelopment approvals on the developer's agreement to provide public art valued at one percent (1%) of the total project costs.
2. This public art requirement will apply to all new development, including redevelopment, of properties zoned or rezoned to one of the following zoning district classifications: Multiple Residence District; Office Building District; Retail Business District; Planned Industrial Park District; Planned Office Building District; Planned Restricted Business District; Planned General Business District; and Planned Mixed-Use District. In addition, the public art requirement shall apply to all public buildings, school and churches in any zoning district. The public art requirement may be applied to developments requesting a special use permit depending upon the nature of the development.
3. To comply with the public art requirement, the developer shall, prior to the issuance of any building permit for the project, deposit with the City Clerk cash, a letter of credit or such other security as is satisfactory to the City Council, in the amount of 1% of the estimated project costs. Estimated project costs shall be certified, under oath, by a project engineer or project architect.
4. The funds shall be held in escrow until such time as the developer has demonstrated that public art has been provided that is valued at one percent (1%) of the project costs. Certifications of value, under oath, shall be provided by a person qualified to give an opinion of value for the type of art provided. Alternatively, the developer may ask the City's Arts Advisory Committee to provide an opinion of value.
5. For purposes of this Resolution, "public art" is defined as any structure of a permanent character intended for ornament or commemoration or other suitable expression including, but not limited to, sculpture, painting and fountains. Public art may also be an integral part of a building, facility or structure, and may be integrated with the work of other design professionals. Public art is intended to supplement the visual elements of building projects.




While coordination is important between a public art project and the visual elements of the building or project to which it relates, public art is separate and distinct from those project elements. Architectural design features, decorative building art, landscaping and similar project elements are considered to be part of the building project itself and would not ordinarily qualify as public art. Public art under this program is intended to be a major artistic activity and will almost always include the selection and use of an artist.

6. The public art must be located on property owned by the developer and must be able to be viewed by the public at all times.

ADOPTED by the Governing Body this 23<sup>rd</sup> day of March, 2010.

  
Adrienne Foster, Mayor

ATTEST:

  
Debra L. Mootz, City Clerk

APPROVED AS TO FORM:

  
Neil R. Shortlidge, City Attorney

**CITY OF ROELAND PARK, KANSAS**

**RESOLUTION NO. \_\_\_\_**

**A RESOLUTION AMENDING RESOLUTION NO. 601; ADDING A SECTION TO ALLOW CERTAIN PROPERTY DEVELOPERS TO MAKE A CONTRIBUTION TO THE CITY FOR PUBLIC ART.**

**WHEREAS**, the City of Roeland Park, Kansas (“City”) previously approved Resolution No. 601 for the purpose of conditioning certain development approvals on the developer’s agreement to provide public art valued at one percent (1%) of the total project costs on the developer’s property;

**WHEREAS**, the City agrees that there are circumstances where it would be more appropriate for a developer to make a contribution to the City for public art in lieu of providing the public art;

**WHEREAS**, a developer may submit a request to the Governing Body to make a contribution to the City for public art;

**WHEREAS**, the developer must present reasons to the Governing Body explaining why strict application of the resolution would not be appropriate;

**WHEREAS**, the decision to grant a developer’s request shall be at the sole discretion of the Governing Body;

**WHEREAS**, a request must be approved during a scheduled meeting of the Governing Body by a two-thirds majority vote of the membership of the Governing Body.

**NOW THEREFORE, BE IT RESOLVED BY THE GOVERNING BODY OF THE CITY OF ROELAND PARK, KANSAS:**

A. Resolution No. 601 is hereby amended to read as follows:

1. It is hereby declared that the Governing Body intends to condition certain development or redevelopment approvals on the developer's agreement to provide public art valued at one percent (1%) of the total project costs.
2. This public art requirement will apply to all new development, including redevelopment, of properties zoned or rezoned to one of the following zoning district classifications: Multiple Residence District; Office Building District; Retail Business District; Planned Industrial Park District; Planned Office Building District; Planned Restricted Business District; Planned General Business District; and Planned Mixed-Use District. In addition, the public art requirement shall apply to all public buildings, school and churches in any zoning district. The public art requirement may be applied to developments requesting a special use permit depending upon the nature of the development.
3. To comply with the public art requirement, the developer shall, prior to the issuance of any building permit for the project, deposit with the City Clerk cash, a letter of credit or such other security as is satisfactory to the City Council, in the amount of 1% of the estimated project costs. Estimated project costs shall be certified, under oath, by a project engineer or project architect.

4. The funds shall be held in escrow until such time as the developer has demonstrated that public art has been provided that is valued at one percent (1%) of the project costs. Certifications of value, under oath, shall be provided by a person qualified to give an opinion of value for the type of art provided. Alternatively, the developer may ask the City's Arts Advisory Committee to provide an opinion of value.
5. For purposes of this Resolution, "public art" is define as any structure of a permanent character intended for ornament or commemoration or other suitable expression including, but not limited to, sculpture, painting and fountains. Public art may also be an integral part of a building, facility or structure, and may be integrated with the work of other design professionals. Public art is intended to supplement the visual elements of building projects. While coordination is important between a public art project and the visual elements of the building or project to which it relates, public art is separate and distinct from those project elements. Architectural design features, decorative building art, landscaping and similar project elements are considered to be part of the building project itself and would not ordinarily qualify as public art. Public art under this program is intended to be a major artistic activity and will almost always include the selection and use of an artist.
6. The public art must be located on property owned by the developer and must be able to be viewed by the public at all times.
7. In lieu of providing the public art, a qualifying developer may make a contribution to the City in the amount of one percent (1%) of the total project costs to be used by the City for public art.

B. All other provisions of Resolution No. 601 not in conflict with this Resolution shall remain in full force and effect.

ADOPTED by the Governing Body this \_\_\_\_ day of \_\_\_\_\_, 2019.

\_\_\_\_\_  
Mike Kelly, Mayor

**ATTEST:**

\_\_\_\_\_  
Kelley Bohon, City Clerk

**APPROVED AS TO FORM:**

\_\_\_\_\_  
Steve Mauer, City Attorney

**CITY OF ROELAND PARK, KANSAS**

**RESOLUTION NO. \_\_\_\_**

**A RESOLUTION AMENDING RESOLUTION NO. 601; ADDING A SECTION TO ALLOW CERTAIN PROPERTY DEVELOPERS TO MAKE A CONTRIBUTION TO THE CITY FOR PUBLIC ART.**

**WHEREAS**, the City of Roeland Park, Kansas ("City") previously approved Resolution No. 601 for the purpose of conditioning certain development approvals on the developer's agreement to provide public art valued at one percent (1%) of the total project costs on the developer's property;

**WHEREAS**, the City agrees that there are circumstances where it would be more appropriate for a developer to make a contribution to the City for public art in lieu of providing the public art;

~~**WHEREAS**, a developer may submit a request to the Governing Body to make a contribution to the City for public art;~~

~~**WHEREAS**, the developer must present reasons to the Governing Body explaining why strict application of the resolution would not be appropriate;~~

~~**WHEREAS**, the decision to grant a developer's request shall be at the sole discretion of the Governing Body;~~

~~**WHEREAS**, a request must be approved during a scheduled meeting of the Governing Body by a two-thirds majority vote of the membership of the Governing Body.~~

**NOW THEREFORE, BE IT RESOLVED BY THE GOVERNING BODY OF THE CITY OF ROELAND PARK, KANSAS:**

A. Resolution No. 601 is hereby amended to read as follows:

1. It is hereby declared that the Governing Body intends to condition certain development or redevelopment approvals on the developer's agreement to provide public art valued at one percent (1%) of the total project costs.
2. This public art requirement will apply to all new development, including redevelopment, of properties zoned or rezoned to one of the following zoning district classifications: Multiple Residence District; Office Building District; Retail Business District; Planned Industrial Park District; Planned Office Building District; Planned Restricted Business District; Planned General Business District; and Planned Mixed-Use District. In addition, the public art requirement shall apply to all public buildings, school and churches in any zoning district. The public art requirement may be applied to developments requesting a special use permit depending upon the nature of the development.
3. To comply with the public art requirement, the developer shall, prior to the issuance of any building permit for the project, deposit with the City Clerk cash, a letter of credit or such other security as is satisfactory to the City Council, in the amount of 1% of the estimated project costs. Estimated project costs shall be certified, under oath, by a project engineer or project architect.

4.

4. The funds shall be held in escrow until such time as the developer has demonstrated that public art has been provided that is valued at one percent (1%) of the project costs. Certifications of value, under oath, shall be provided by a person qualified to give an opinion of value for the type of art provided. Alternatively, the developer may ask the City's Arts Advisory Committee to provide an opinion of value.
5. For purposes of this Resolution, "public art" is define as any structure of a permanent character intended for ornament or commemoration or other suitable expression including, but not limited to, sculpture, painting and fountains. Public art may also be an integral part of a building, facility or structure, and may be integrated with the work of other design professionals. Public art is intended to supplement the visual elements of building projects. While coordination is important between a public art project and the visual elements of the building or project to which it relates, public art is separate and distinct from those project elements. Architectural design features, decorative building art, landscaping and similar project elements are considered to be part of the building project itself and would not ordinarily qualify as public art. Public art under this program is intended to be a major artistic activity and will almost always include the selection and use of an artist.
6. The public art must be located on property owned by the developer and must be able to be viewed by the public at all times.
7. In lieu of providing the public art, a qualifying developer may make a contribution to the City in the amount of one percent (1%) of the total project costs to be used by the City for public art.

8. To qualify, a developer may present reasons to the Governing Body explaining why strict application of the resolution would not be appropriate. The decision to grant a developer's request shall be at the sole discretion of the Governing Body

~~7.9. If a request is approved, the Governing Body will utilize the funds held in escrow at its sole discretion to complete a public art project on or within city owned property, including but not limited to the right-of-way, parks, the Roeland Park Community Center, or the Roeland Park Aquatic Center. The project should be completed within 18 months of the developer's contribution.~~

- B. All other provisions of Resolution No. 601 not in conflict with this Resolution shall remain in full force and effect.

ADOPTED by the Governing Body this \_\_\_\_ day of \_\_\_\_\_, 2019.

\_\_\_\_\_  
Mike Kelly, Mayor

Formatted: Font: 12 pt

Formatted: Indent: Left: 0.5", Space Before: 0 pt, After: 0 pt, Line spacing: single, No bullets or numbering

Formatted: Font: 12 pt

Formatted: Indent: Left: 0.5", Space Before: 0 pt, After: 0 pt, Line spacing: single, No bullets or numbering

Formatted: Font: 12 pt

Formatted: Font: 12 pt

Formatted: Font: 12 pt

Formatted: Font: 12 pt

Formatted: Font: 12 pt

**ATTEST:**

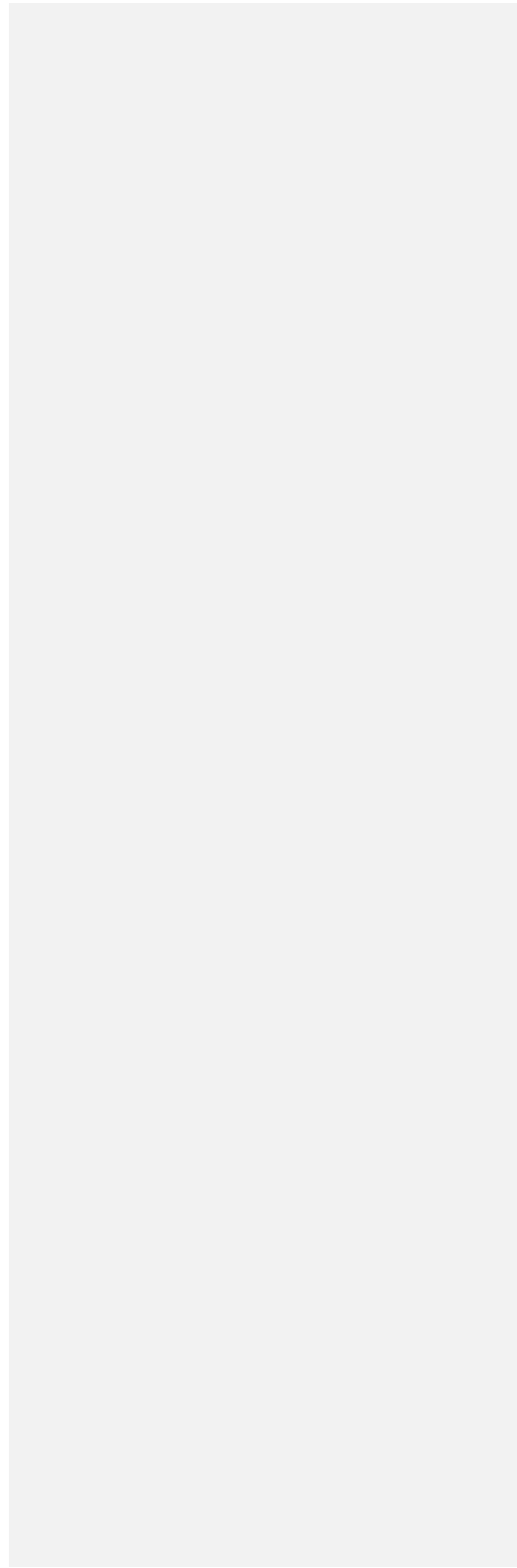
---

Kelley Bohon, City Clerk

**APPROVED AS TO FORM:**

---

Steve Mauer, City Attorney



**Item Number:** Reports of City Officials:- XI.-A.  
**Committee** 1/22/2019  
**Meeting Date:**



**City of Roeland Park**  
Action Item Summary

**Date:** 1/16/2019  
**Submitted By:** Chief Morris  
**Committee/Department:** Police / Safety  
**Title:** 2018 4th Quarter and Yearly Safety Statistics Report  
**Item Type:** Report

**Recommendation:**

**To present to council the 2018 4th quarter statistics, final police activity, SRO & K9 update, & crime comparison.**

**Details:**

A presentation to council showing the police activity for the 4th quarter (October-December) 2018 along with final Uniform Crime totals, School Resource Officer & K9 update, and crime comparison with neighboring communities.

**Financial Impact**

Amount of Request: n/a	
Budgeted Item?	Budgeted Amount:
Line Item Code/Description:	

**Additional Information**

See attached items.

How does item relate to Strategic Plan?

How does item benefit Community for all Ages?



## ATTACHMENTS:

Description	Type
☐ Uniform Crime Comparison	Cover Memo
☐ 2018 4th quarter	Cover Memo
☐ Crime Comparison Chart	Cover Memo
☐ SRO / K9 Update	Cover Memo
☐ 2018 Police Activity Totals	Cover Memo
☐ UCR 2006-2018	Cover Memo
☐ 3 Year Incident Location	Cover Memo
☐ 5 Year History for Type of Crimes	Cover Memo

## Crime Activity & Comparison – Neighboring Communities 2012-2018

[illegible][illegible]

## 2014

[illegible]

## 2015

[illegible]

## 2016

[illegible]

## 2017

[illegible]

2018

City & Population	Homicide	Rape	Robbery	Assault	Burglary	Theft	Auto Theft	Arson	Total U.C.R.	Crime Index / 1000
Roeland Park 6,731	0	3	5	8	5	120	23	0	164	24.0
Prairie Village										
Merriam										
Mission										
Fairway										
Westwood										

\*Pending

## Roeland Park Police Department / 2018 4<sup>th</sup> Quarter Activity Report

October – December

### Incidents: 168

U.C.R. – 35

Non U.C.R. – 133

### Arrests: 51

Adult – 47

Juvenile – 4

### Accidents: 19

### Citations: 649

Warnings – 75

### U.C.R. Incidents

Homicide – 0

Rape- 2

Robbery – 0

Assault – 0

Burglary – 2

Theft – 27

Auto theft – 4

Arson – 0

## 2018 4<sup>th</sup> Quarter / Incidents by Location

Bldv. Apts. – 16

Price Chopper – 6

Lowe's – 2

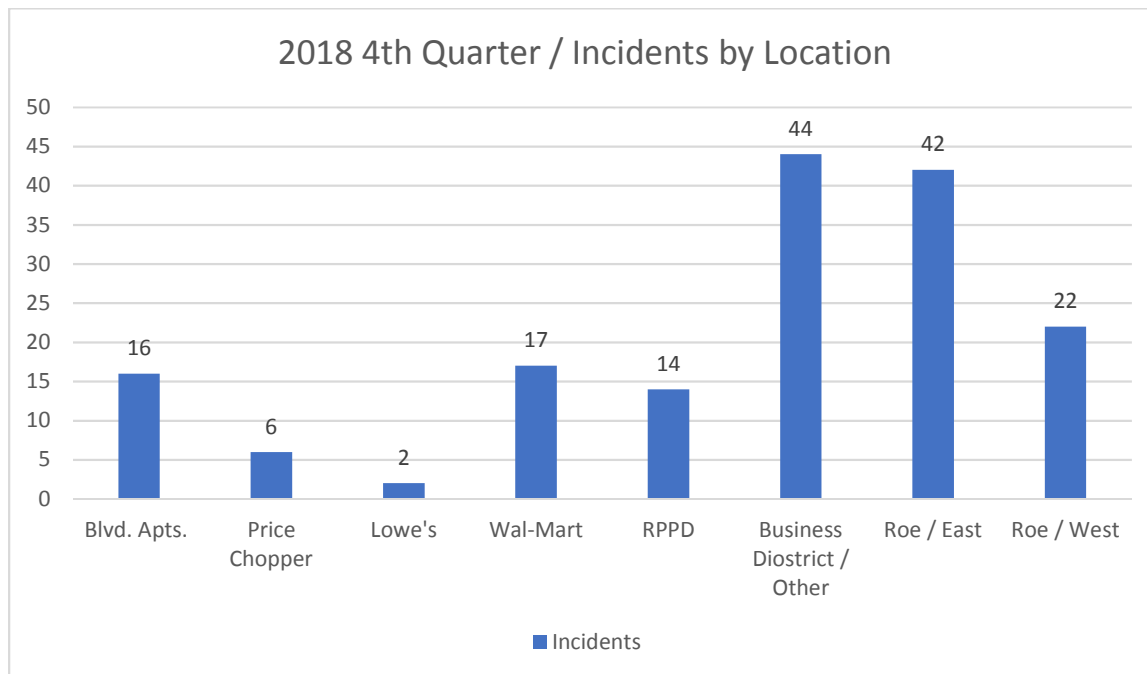
Wal-Mart – 17

RPPD – 15

Business District / Other – 44

Roe / East 42

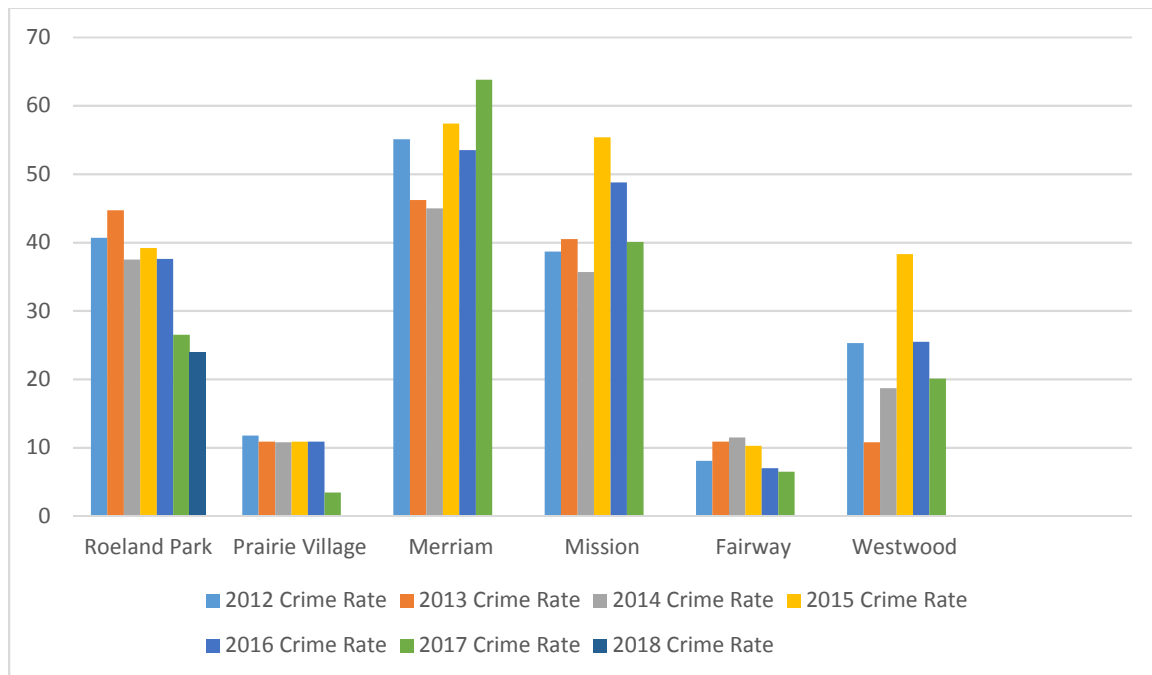
Roe / West – 22





## Roeland Park Police Department / Crime Comparison

2012-2018



### Crime Index Offenses - Rate / 1000

City	2012 Crime Rate	2013 Crime Rate	2014 Crime Rate	2015 Crime Rate	2016 Crime Rate	2017 Crime Rate	2018 Crime Rate	2019 Crime Rate	2020 Crime Rate
Roeland Park	40.7	44.7	37.5	39.4	37.6	26.5	24.0		
Prairie Village	11.8	10.9	10.8	10.9	10.9	3.4	Pending		
Merriam	55.1	46.2	45.0	57.4	53.5	63.8	Pending		
Mission	38.7	40.5	35.7	55.4	48.8	39.8	Pending		
Fairway	8.1	10.9	11.5	10.3	7.0	6.5	Pending		
Westwood	25.3	10.8	18.7	38.3	25.5	20.1	Pending		

The crime index is calculated by the number of U.C.R offenses divided by the population.

## ROELAND PARK POLICE DEPARTMENT / SRO & K9

The Roeland Park Police Department established two new assignments in 2018. The addition of an SRO officer for the Bishop Miege High School and a K9 unit for patrol. Both were officially in-service in August. Future quarterly reports will be provided.

### SRO / October – December

Implemented a hotline number for students & parents to report incidents anonymously. The voice mailbox is forwarded to the school SRO and two Assistant Principals. Posters and further information are being created to provide a safer environment at the school.

Vaping / Noise detectors are being investigated to be installed in restrooms to alert school officials of unauthorized use of vaping paraphernalia and noise disturbances. They will notify the SRO and Administration Officials via a text.

Basketball and wrestling competitions are in full swing with numerous events on schedule.

Half of the mandated State emergency drills have been completed (Fire & Tornado).

### K9 / October – December

Public Demonstrations – 2

Drug Activity Deployments – 10

Patrol Track – 6

Felony Apprehension – 1

Currency Seizure \$756.00

School Sweeps – 4 (Building & Cars)

ROELAND PARK POLICE DEPARTMENT / 2018 U.C.R. & ACTIVITY REPORT

January – December

Incidents: 727

U.C.R. – 164

Non U.C.R. – 563

Arrests: 250

Adult – 233

Juvenile – 17

Citations: 2514

Warnings – 410

Accidents – 80

U.C.R. Offenses

Homicide – 0

Rape – 3

Robbery – 5

Assault – 8

Burglary – 5

Theft – 120

Vehicle Theft – 23

Arson – 0

## ROELAND PARK POLICE DEPARTMENT / 2018 INCIDENT REPORTING BY LOCATION

Bldv. Apts. – 66

Price Chopper – 23

Lowe's – 39

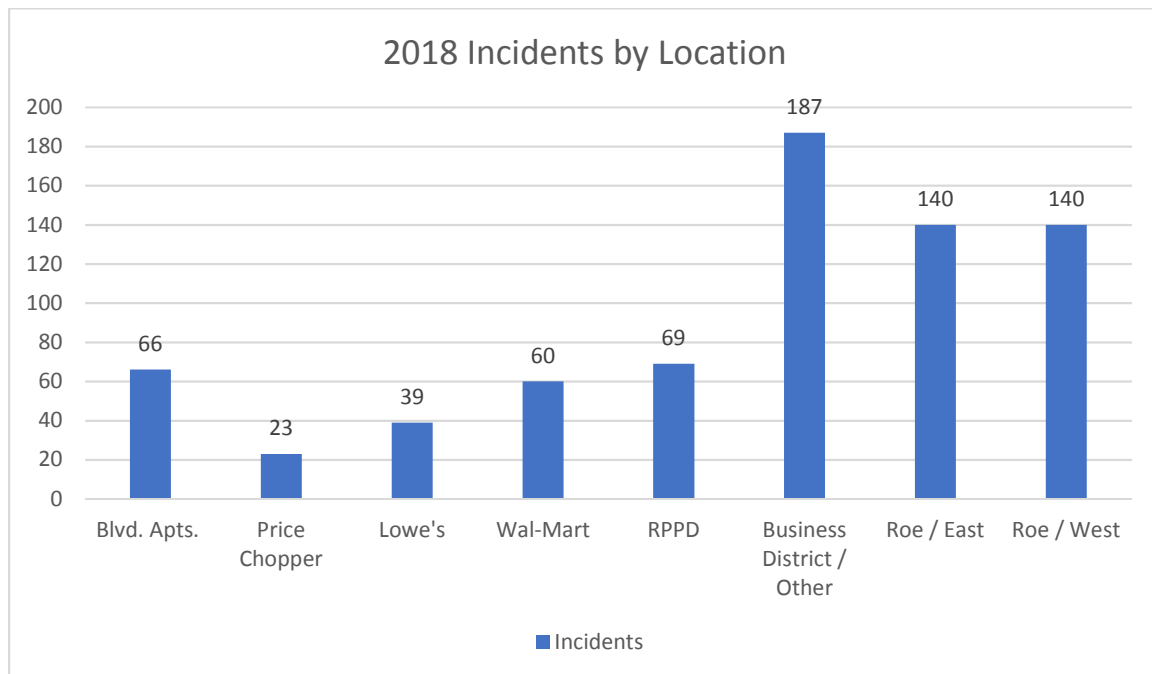
Wal-Mart – 60

RPPD – 69

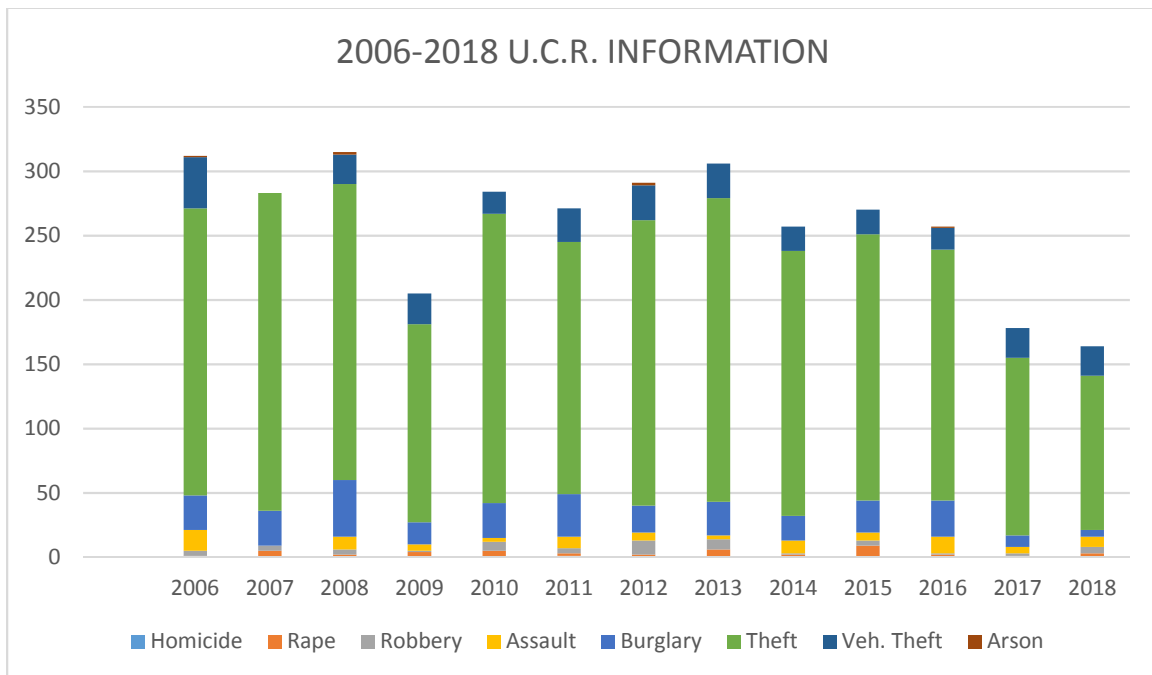
Business District / Other – 187

Roe / East – 140

Roe / West – 140



## ROELAND PARK POLICE DEPARTMENT / UNIFORM CRIME REPORT 2006-2018

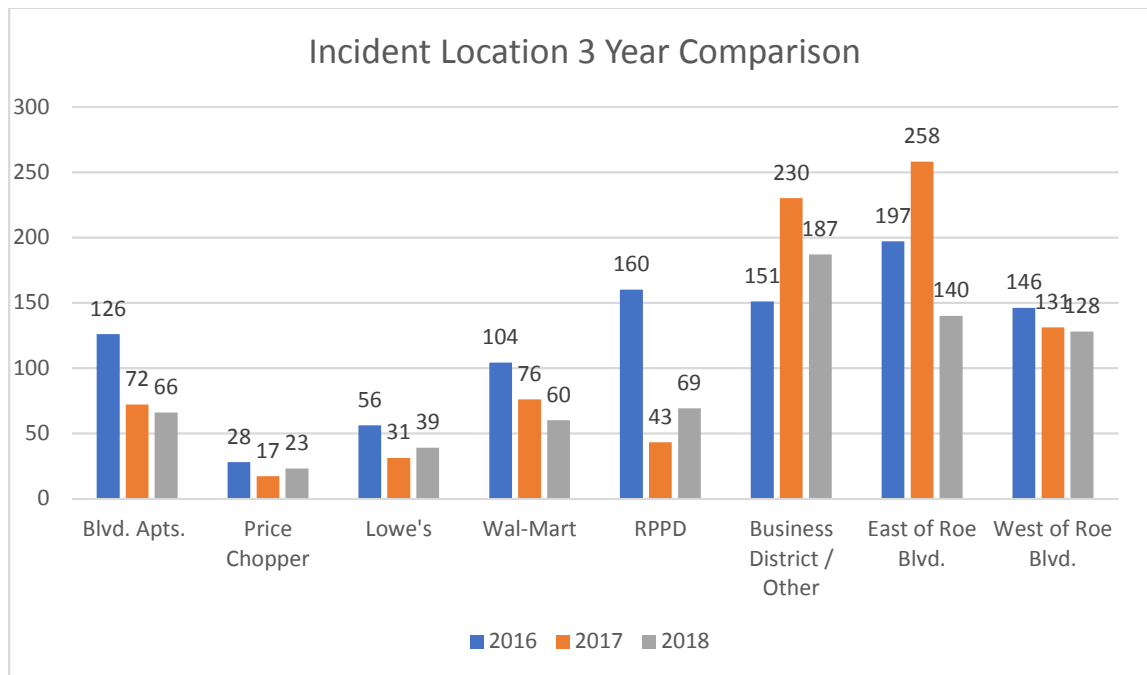


YEAR	Homicide	Rape	Robbery	Aggravated Assault	Burglary	Theft	Vehicle Theft	Arson	Population Estimate	Crime Index	Total # U.C.R.
2006	0	1	4	16	27	223	40	1	7,024	44.3	312
2007	0	5	4	No RPT.	27	247	No RPT.	0	6,916	40.9	283
2008	0	2	4	10	44	230	23	2	6,920	45.2	315
2009	0	4	1	5	17	154	24	0	6,920	29.6	205
2010	0	5	9	3	27	225	18	0	7,059	40.7	287
2011	1	1	4	9	33	196	26	2	6,774	39.9	272
2012	0	2	11	5	20	222	20	2	6,876	40.7	282
2013	0	6	8	3	26	236	27	0	6,843	44.7	306
2014	0	2	1	10	19	206	20	0	6,872	37.5	258
2015	0	9	4	6	25	207	19	0	6,831	39.2	271
2016	0	2	1	13	28	195	17	1	6,827	37.6	257
2017	0	1	2	5	9	138	23	0	6,731	26.5	178
2018	0	3	5	8	5	120	23	0	6,731	24.0	164

(Crime Index per 1,000 residents)



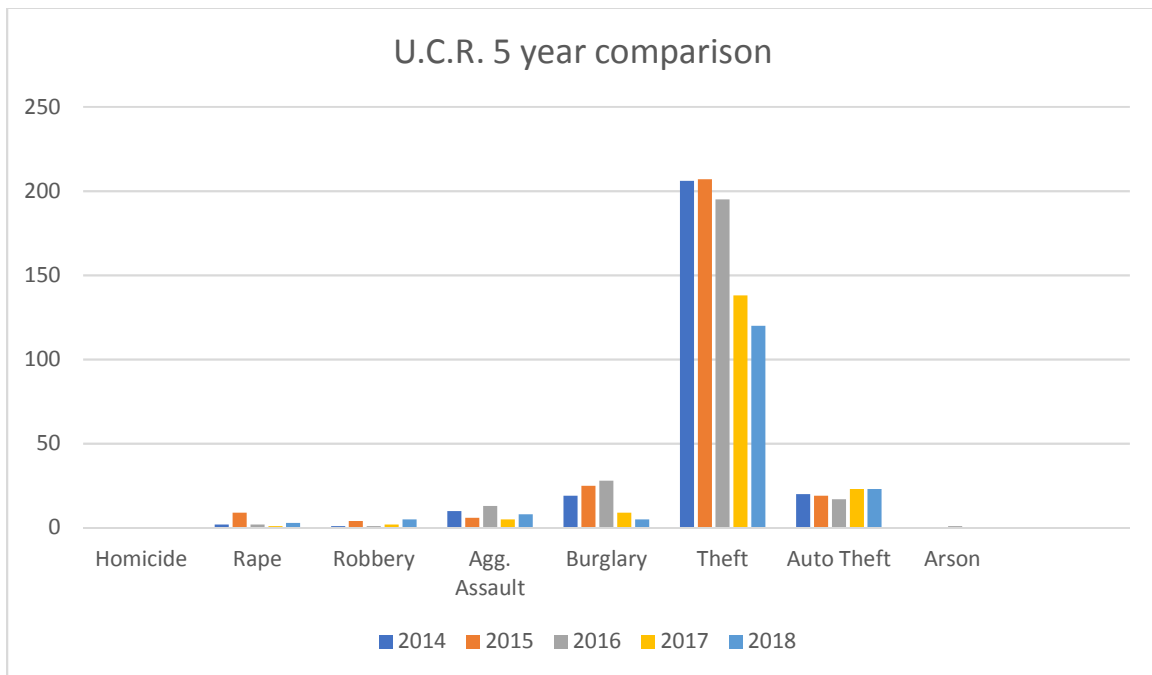
## ROELAND PARK POLICE DEPARTMENT / INCIDENTS BY LOCATION 2016-2018



2016	2017	2018
Blvd. Apts. – 126	Blvd. Apts. – 72	Blvd. Apts. – 66
Price Chopper – 28	Price Chopper – 17	Price Chopper – 23
Lowe's – 56	Lowe's – 31	Lowe's – 39
Wal-Mart – 104	Wal-Mart – 76	Wal-Mart – 60
RPPD – 160	RPPD – 43	RPPD – 69
Business District – 151	Business District – 230	Business District – 187
East of Roe Blvd. – 197	East of Roe Blvd. – 258	East of Roe Blvd. – 140
West of Roe Blvd. – 146	West of Roe Blvd. – 131	West of Roe Blvd. – 128



## ROELAND PARK POLICE DEPARTMENT / UNIFORM CRIM REPORT 2014-2018



Year	Homicide	Rape	Robbery	Aggravated Assault	Burglary	Theft	Auto Theft	Arson	Population Estimate	Crime Index	Total # U.C.R.
2014	0	2	1	10	19	206	20	0	6,872	37.5	258
2015	0	9	4	6	25	207	19	0	6,831	39.2	271
2016	0	2	1	13	28	195	17	1	6,827	37.6	257
2017	0	1	2	5	9	138	23	0	6,731	26.5	178
2018	0	3	5	8	5	120	23	0	6,731	24.0	164